GLOBAL ALLIANCE
AGAINST HUNGER
AND POVERTY

THE RACE TO 2030

Recent Progress against Hunger and Poverty and Lessons for Acceleration





Suggested citation:

Global Alliance against Hunger and Poverty. (2026). *The Race to 2030: Recent Progress against Hunger and Poverty and Lessons for Acceleration*. Geneva: UNRISD.

Contact:

Support Mechanism of the Global Alliance against Hunger and Poverty
Email: contact@endhungerandpoverty.org

Publisher:

United Nations Research Institute for Social Development (UNRISD)
Palais des Nations, Avenue de la Paix 8-14, 1211 Geneva
www.unrisd.org

ISBN 978-92-9085-145-5
November 2026
© Global Alliance against Hunger and Poverty

Copyright and Disclaimer:

Commercial use of this media published by the UNRISD is not permitted without the written consent of the Global Alliance. The designations employed and the presentation of material in this information product do not imply the expression of any opinion whatsoever on the part of the Global Alliance against Hunger and Poverty or its members, concerning the legal or development status of any country, territory, city or area or of its authorities, or concerning the delimitation of its frontiers or boundaries.

The mention of specific companies or products of manufacturers, whether or not these have been patented, does not imply that these have been endorsed or recommended by the Global Alliance against Hunger and Poverty or its members in preference to others of a similar nature that are not mentioned.

The views expressed in this information product are those of the authors and do not necessarily reflect the views or policies of the Global Alliance against Hunger and Poverty or its members.

Cover photo: © FAO/Pep Bonet.

TABLE OF **CONTENTS**

v Foreword

vii Acknowledgements

ix Abbreviations

xi Core Messages

xvii Introduction: The Race to 2030

1 Global Progress on Hunger and Poverty

2 1.1 Global hunger trends

6 1.2 Global poverty trends

13 The Global Alliance in Action

13 2.1 Reinforcing consensus globally, delivering together locally

19 2.2 Delivering on our commitments: highlighting Alliance member action

23 2.3 Social protection and economic inclusion to eradicate hunger and poverty (2025–2026)

29 2.4 Resilient small-scale agriculture support, water access and other solutions

38 2.5 School meals, childhood nutrition and maternal support

53 Lessons for Acceleration to 2030

54 3.1 What works is known: common threads across the policy basket

55 3.2 The last mile is the most difficult: concentration, fragility and debt

59 3.3 Protection and growth: two halves of one strategy

61 3.4 Building to last where it is hardest

64 3.5 Delivering together: what the Alliance has learned

67 Definitions and methodology

69 References

77 Annex 1: Delivering on our commitments

LIST OF **FIGURES**

3 **Figure 1.**
Prevalence of undernourishment and number of undernourished in the world, 2010–2025

4 **Figure 2.**
Prevalence of undernourishment in the regions and subregions, 2015–2025

5 **Figure 3.**
Prevalence of moderate or severe food insecurity in the world and regions, 2015–2025

6 **Figure 4.**
Global and regional poverty trends: 1990–2026

8 **Figure 5.**
The disproportionate burden on children

9 **Figure 6.**
The shifting share of extreme poverty: low-income countries

23 **Figure 7.**
Social protection coverage by population and country income group – a 2015–2023 comparison

27 **Figure 8.**
Two billion people in low- and middle-income countries remain uncovered or inadequately covered by social protection

30 **Figure 9.**
Number of countries meeting the Resilience global target by 2030

57 **Figure 10.**
Large for the poorest, small for the world

61 **Figure 11.**
Protection, human capital and growth in the policy basket

FOREWORD

The promise of the 2030 Agenda is that no one should be left behind. Over the past decades, significant progress has been made in reducing poverty and hunger, demonstrating that political commitment and effective public policies can transform lives. Yet, with less than four years remaining until the deadline for the Sustainable Development Goals, hunger and poverty continue to deny millions of people their fundamental rights and the opportunity to live with dignity. The challenge before us is clear: we must turn our collective commitments into faster, more ambitious and lasting results.

The Global Alliance against Hunger and Poverty was established in 2024 in response to this urgent challenge. As Co-Chairs, Brazil and Spain share a strong conviction: hunger and poverty are not inevitable, and proven public policies can make a transformative difference when they are supported by political leadership, adequate resources and sustained international cooperation.

The experience of the Alliance's first two years reinforces both the promise of collective action and the scale of the task ahead. Across countries and regions, governments and partners are working to expand social protection, strengthen economic inclusion, support small-scale farmers, improve access to water, and advance school meals and maternal and child nutrition. These efforts demonstrate the value of policies grounded in evidence, adapted to national contexts and integrated into public systems. They also show that progress is possible when political will, effective policies and international cooperation come together to reach the people who need them most.

At the same time, considerable challenges remain. While hunger and extreme poverty have declined in many parts of the world, they are increasingly concentrated in countries facing conflict, fragility, climate-related shocks and severe financial constraints. These realities demand renewed international solidarity and a more determined effort to mobilize and align financing, technical cooperation and institutional support with countries' own priorities and long-term development strategies, in line with the commitments made at the Fourth Conference on Financing for Development in Sevilla

This is where the Global Alliance can make a distinctive contribution. By bringing together governments, international and regional financial institutions, international organizations, civil society and other partners, the Alliance seeks to strengthen the alignment of existing efforts around country-led solutions. Its purpose is not to replace national policies or existing initiatives, but to help them achieve greater scale, coherence and impact.

We believe that the fight against hunger and poverty, and the realization of the right to food, must remain at the centre of the international agenda. Social protection is essential to guarantee dignity and security; school meals and adequate nutrition invest in children's health, learning and future opportunities; and support for small-scale producers and resilient food systems strengthens livelihoods while contributing to food security. Gender equality and the empowerment of women and girls are equally essential to achieving lasting progress. Women must be recognized as key actors and leaders in the fight against hunger and poverty. These priorities are mutually reinforcing and must advance together, with particular attention also to children and communities facing the greatest vulnerabilities.

As we approach 2030, our priority must be to build on the progress achieved and accelerate concrete results. Investing in people, strengthening inclusive public policies and ensuring that the most vulnerable are not left behind are essential foundations for more equal, resilient and sustainable societies.

Brazil and Spain remain committed, as Co-Chairs, to working with all members and partners of the Global Alliance to advance this shared endeavour. Together, we must ensure that the promise of a world free from hunger and poverty becomes a reality for all.



Wellington Dias,
Minister of Social Development and Assistance,
Family and Fight against Hunger,
Federative Republic of Brazil



Eva Granados,
Secretary of State for International Cooperation,
Kingdom of Spain

ACKNOWLEDGEMENTS

This report, *The Race to 2030: Recent Progress against Hunger and Poverty and Lessons for Acceleration*, was prepared by members of the Global Alliance against Hunger and Poverty, with substantive contributions from the Food and Agriculture Organization of the United Nations (FAO), the International Labour Organization (ILO), the School Meals Coalition Secretariat, the United Nations Children Fund (UNICEF), and the World Bank Group (WBG). The United Nations Research Institute for Social Development (UNRISD) kindly offered to be the publisher of this report. The final draft and consolidation were prepared by the Global Alliance Support Mechanism, which assumes full responsibility for the contents of the publication and for any errors it might contain.

The drafting team at FAO was led by Adriano Campolina, under the overall guidance of Maximo Torero, and included Anna Korzenzky, Anne Kepple, Edoardo Calza Bini, Guilherme Brady, Manzamasso Hodjo and Rebecca Pietrelli. The drafting team at ILO included Veronika Wodsak. The drafting team at SMC included María José Rojas, Espedito Nastro, Sasinat Chindapol and Marekh Khmaladze. The drafting team at UNICEF included Amirhossein Yarparvar, Annalies Borrel, Jennifer Yablonski, Kate Heneghan and Nangar Soomro. The drafting team at the WBG included Penny Williams, Colin Andrews, Emily Weedon, Jose Carlos Chavez Alzamora, Nazia Moqueet, and Victoria Strokova, with Daniel Gerszon Mahler supporting on analysis and data. The drafting team at the Support Mechanism included Ana Ocampo, Emily Kitongo and Renato Godinho. Visual design, layout and typesetting were provided by Jonathan Hallo.

Member delivery recorded in this report is based on information provided or validated by national governments and development partners between June and September 2026.

Overall conception, editing, proofreading, consistency review, checking, contributor coordination and Alliance member delivery research, coordination and review were provided by the Global Alliance Support Mechanism team, with editors and contributors including Ana Ocampo, Emily Kitongo, Michael Riggs and Renato Godinho.

ABBREVIATIONS

AfDB	African Development Bank
AMD	Armenian Dram
ASIS	Agricultural Stress Index System
BRL	Brazilian Real
CAD	Canadian dollar
CFA	Communauté Financière Africaine
CFF	Collaborative Financing Framework against Hunger and Poverty
COP30	30th Conference of the Parties to the United Nations Framework Convention on Climate Change
CSO	civil society organization
DAC	Development Assistance Committee
EGP	Egyptian pound
EU	European Union
EUR	Euro
FAO	Food and Agriculture Organization of the United Nations
FCV	fragility, conflict and violence
FfD4	4th International Conference on Financing for Development
G20	Group of Twenty
G7	Group of Seven
GAFSP	Global Agriculture and Food Security Program
GBP	British pound
IDA	International Development Association
IDR	Indonesian rupiah
IFAD	International Fund for Agricultural Development
IGAD	Intergovernmental Authority on Development
ILO	International Labour Organization
IMF	International Monetary Fund
INR	Indian rupee
IPC	Integrated Food Security Phase Classification
IPEA	Institute for Applied Economic Research
KES	Kenyan shilling

MDB	multilateral development bank
MIS	management information system
NEET	not in education, employment, or training
NGN	Nigerian naira
NGO	non-governmental organization
ODA	Official Development Assistance
OECD	Organisation for Economic Co-operation and Development
PHP	Philippine peso
PoU	prevalence of undernourishment
RWF	Rwandan franc
SASPP	Sahel Adaptive Social Protection Programme
SDG	Sustainable Development Goal
SGD	Singapore dollar
SMC	School Meals Coalition
SoC	Statement of Commitment
SOFI	State of Food Security and Nutrition in the World
UN	United Nations
UNDFF	UN Decade of Family Farming
UNICEF	United Nations Children's Fund
USD	United States Dollar
WASH	water, sanitation and hygiene
WBG	World Bank Group
WFP	World Food Programme
ZAR	South African Rand

CORE **MESSAGES**

Recent trends and what they entail

01 **Hunger and extreme poverty are declining again despite overlapping crises.** Global hunger fell for the third consecutive year in 2025, to 7.8 per cent of the world's population, or 645 million people: nearly 14 million fewer than in 2024. About 811 million people are expected to live below the international poverty line of USD 3.00 a day in 2026, down from 817 million in 2025. {**1**; 1.1; 1.2} **References in brackets indicate the relevant chapters and sections, which in turn contain the original sources and supporting references.*

02 **The pace of progress is insufficient for the 2030 goals, and recent gains could be reversed.** On current trajectories, extreme poverty will remain at around 9.2 per cent in 2030, far from the Sustainable Development Goal of eradicating it. In the same year, 510 to 520 million people are projected to face hunger. Official development assistance fell by 23.1 per cent in real terms in 2025, the steepest drop on record. Conflicts, the closure of the Strait of Hormuz and the current El Niño cycle, which could push at least 49 million more people into acute food insecurity by the end of 2027, add to the risk of reversing hard-won gains. {Introduction; **1**; 1.2; 3.4}

03 **Hunger and extreme poverty are increasingly concentrated in a small number of low-income, fragile and highly indebted countries.** Of the 811 million people in extreme poverty in 2026, 586 million, or 72 per cent, live in sub-Saharan Africa, and in 2025 Africa overtook Asia as the region with the largest number of people facing hunger. The share of the extreme poor living in low-income countries nearly doubled in a decade from 23 to 44 per cent, and by 2030, close to 60 per cent are expected to live in settings affected by fragility, conflict and violence. {**Introduction**; 1.2; 3.2}

04 **In these countries, the policies that reduced poverty elsewhere are much harder to replicate.** Growth translates less readily into poverty reduction, tax bases are narrow, and debt service absorbs a growing share of public revenue. In 2024, the 26 lowest-income economies, home to about 40 per cent of the world's extreme poor, were more deeply indebted than at any time since 2006. Meanwhile, foreign aid to them fell to its lowest level in two decades relative to the size of their economies. {1.2; 2.3; 3.2}

05 **On the other hand, the resources required to end extreme poverty and hunger are modest in relation to the world economy.** A basic social protection floor, including essential health care, would cost low-income countries an additional 52.3 per cent of their combined GDP. That amount is far beyond their own means but equivalent to only a fraction of one per cent of world output. The amount of extra income that would be needed to raise everyone in extreme poverty above the USD 3.00 line is about USD 311 billion a year in purchasing power parity terms, equivalent to about 0.17 per cent of the world's GDP in 2025. The rise in world military spending between 2024 and 2025 alone, about USD 169 billion, was roughly five times a 2020 estimate of the annual cost of ending hunger. {3.2}

06 **Reducing hunger and poverty in these countries will require three changes from the international community.**

- a specific understanding of how to finance structural, large-scale solutions and make them work reliably in fragile and indebted contexts;
- an approach to crisis response that builds lasting, structural resilience;
- and a much more generous determination to leave no one behind.

Paragraphs 21 to 24 summarize the publication's proposals on each. {**Introduction**; 3.2; 3.4}

Delivering on commitments: highlighting Alliance member action

07 **Alliance members have begun to deliver on their commitments to implement programmes against hunger and poverty, often with domestic resources.** By June 2026, the World Bank Group had reached 234 million additional people with social protection, 47 per cent of the 2030 Sprints goal of 500 million more, as reflected in the WBG's "SP500" corporate target and tracker launched with the Alliance in July 2024. The Inter-American Development Bank has approved about USD 10 billion of its USD 25 billion pledge for programmes aligned with the policy basket. Indonesia's school meals programme, one of the world's largest, grew from zero in 2024 to 55 million beneficiaries in 2026, African Union Member States extended school feeding from 66 million to 87 million children, mostly with domestic funding, and India launched an agricultural scheme with an annual outlay of USD 2.5 billion for 17 million farmers. {2.2; 2.4; 2.5}

08 **The full report's Annex documents 146 such actions by 81 of the Alliance's 223 members, each linked to a specific commitment.** Each entry records a delivery made since July 2024, identified from public sources and confirmed by the member. The entries are grouped by the three thematic areas of Chapter 2: social protection and economic inclusion (60 entries); resilient small-scale agriculture, water access and other solutions (33); and school meals, childhood nutrition and maternal support (53). The Annex is an illustrative selection, since formal monitoring would fall outside the mandate of voluntary commitments. {2.2; **Annex**}

Progress across the policy basket

09 **Social protection coverage has expanded through national systems, but 1.6 billion people in low- and lower-middle-income countries still have none.** More than half of the world's population now has at least one social protection benefit, and more than 1.3 billion people received shock-responsive cash transfers during recent crises. In line with their commitments, Egypt raised its Takaful and Karama budget to about EGP 55 billion, and Liberia's social cash transfer exceeded its Sprint target, reaching 16,586 households. However, another 400 million people receive benefits too low to make a meaningful difference, and economic inclusion programmes reach only 70 million people, about 10 per cent of the extreme poor. {2.3}

10 **Small-scale producers bear the brunt of shocks, and Alliance members are investing in their resilience.** Farms of under two hectares make up around 85 per cent of all farms, and disasters destroyed an estimated USD 3.26 trillion of agricultural output between 1991 and 2023, with rain-fed smallholders hit hardest. Few countries are on track to meet the 2030 resilience targets. IFAD's target for 2025–2027 is 101 million rural people experiencing positive economic mobility, more than twice the figure for its previous cycle, and Nigeria's Agro-Pocket scheme, financed by the African Development Bank, is mobilizing USD 200 million over four years for inputs, insurance and extension. In anticipation of a strong El Niño, Brazil coordinated a BRL 1.3 billion preparedness package that includes food purchases from family farmers. {2.2; 2.4}

11 **School meals and early-childhood nutrition programmes are expanding and have high estimated returns.** At least 466 million children in 174 countries receive school meals, with around 99 per cent of the financing for them coming from domestic budgets. This figure in low-income countries rose by 60 per cent in two years, and every USD 1 invested is estimated to return between USD 7 and USD 35. Similarly, expanding proven nutrition interventions could return around USD 23 per dollar. In Pakistan, participants in the Benazir Nashonuma programme showed 22 per cent lower stunting at six months, and First Foods Africa, a UNICEF-led initiative launched with the African Union, targets 125 million children under five in 14 countries. Yet some 181 million children still live in severe child food poverty. {2.2; 2.5; 3.1}

Lessons on alignment to accelerate progress

12 **Demand from implementing countries for the Global Alliance's innovative planning and partnership-building approach is increasing, and the first cases of aligned support have emerged.** As of October 2026, 20 countries were at different stages of the Alliance's implementation planning and partnership-building process. Line Ministries have used it to coordinate across governments, define programme goals, gain the attention of partners, learn from peer countries and strengthen their case to Ministries of Finance for budget and sovereign loan allocations. In Ethiopia, 14 Alliance members have aligned commitments, including more than USD 100 million in financial support, behind the Yelemat Tirufat Plus livestock programme. The programme is the second phase of a national initiative that more than doubled milk production between 2022 and 2026. In Haiti, support is being aligned behind the national social protection policy. {2.1; 3.5}

13 **Offers of knowledge have come far more readily than those of financing.** Of the more than 100 expressions of interest received from Global Alliance members by 7 September 2026, the vast majority offer technical assistance and knowledge. The catalytic early grants that allow a country to test delivery before scaling up have been much harder to secure. {2.1; 3.5}

14 **Experience so far illustrates the conditions under which alignment succeeds.** Alignment has worked best where a major financier was already engaging with the government, and where others could organize around one country-led plan. Where no such anchor partner is present, the Support Mechanism's ability to broker support on its own is limited. Beyond line Ministries, plans must also reach the Ministries of Finance, cabinets and presidencies that decide on financing, and fit financiers' multi-year programming cycles. {2.1; 3.5}

15 **With aid budgets falling, the Alliance is developing new ways for partners to combine existing resources around country programmes.** The Alliance has advanced fastest through voluntary coalitions. Links with the School Meals Accelerator and the Jobs for the Poor initiative have reduced duplication, a Country Support Contact Group matches national priorities with members' capabilities, and a proposed Collaborative Financing Framework would channel finance through partners' existing mechanisms. {2.1; 3.5}

What works, and what is needed in the most difficult contexts

16 **Interventions last when they are built into national systems and reach the same households together.** Programmes reach scale when they have a legal basis, a budget line, an administrative home and a delivery system; cash-plus-nutrition programmes in Malawi, Pakistan and Sudan show the value of such integration. However, the registries and payment systems that can serve multiple programmes remain underfunded relative to their returns. {2.3; 2.5; 3.1}

17 **Coverage gaps are widest where needs are greatest, and institutional and fiscal capacities weakest.** Coverage of social assistance is 9 to 11 percentage points lower in fragile and conflict-affected low- and lower-middle-income countries than in their non-fragile peers. Only 27 per cent of primary-school children in low-income countries receive school meals, against almost 80 per cent in high-income countries. {2.3; 2.5; 3.1}

18 **Social protection and economic growth reinforce each other.** Growth remains the main route out of poverty: some 1.2 billion young people will reach working age in developing countries over the coming decade, and transfers cannot provide the jobs they will need. Safety nets complement growth by preventing temporary shocks from becoming lasting losses and by allowing poor households to take the risks that investment entails. Transfers are also spent locally: in rural Kenya each dollar transferred generated about 2.5 dollars of local economic activity, and in Brazil each dollar of Bolsa Família around USD 1.50. {3.3}

19 **Part of every population will always need public support.** Young children, older people, people with disabilities and households struck by illness or disaster need support whatever the pace of growth. All high-income economies maintain permanent social protection systems for this reason, and the poorest countries will need comparable public support to prosper. {3.3}

20 **For the Alliance, these findings reinforce the case for integrating country programmes into national development and growth strategies.** They are best designed with Ministries of Finance and Economy, and the productive instruments of the Policy Basket, such as support to small-scale producers, economic inclusion and home-grown procurement, are natural points of collaboration with the private sector. {3.3}

21 **Financing structural programmes in fragile and indebted countries requires predictable support, a clear division of labour between sources of finance, and protected fiscal space.** Governments cannot institutionalize recurrent programmes on one-off grants, while partners plan allocations through cycles whose next rounds begin in 2028. Programmes prepared

now can be included in the next allocations. Grants and technical assistance are best used for what loans and budgets finance poorly, such as proof of concept and delivery systems, while concessional lending finances expansion, and debt restructuring and swaps protect fiscal space. {3.4}

22 **In fragile settings, programmes can be designed from the outset to pass progressively into national hands.** Somalia's Baxnaano safety net and Sudan's cash-plus programme, which expanded from two states to five during ongoing conflict, show that registries, payment systems and administrative capacity can be built with this aim. Where partners must work through non-state channels for a time, each arrangement can be judged by whether it brings the country closer to managing such programmes. {2.3; 2.5; 3.4}

23 **Crisis responses delivered through national registries and payment systems leave stronger systems in place for the next shock.** Cash provided ahead of a drought in Somalia and before floods in Bangladesh reduced losses. Yet only 3.4 per cent of development assistance to high- and extreme-fragility contexts went to social protection in 2023, and multilateral climate funds committed only about USD 186 million to it in 2022–2023. Much more humanitarian finance could be channelled through these systems, and climate funds could finance adaptive social protection as part of adaptation. {2.3; 2.4; 3.4}

24 **A more generous international commitment is justified by both justice and shared interest.** The people now concentrated in extreme poverty contributed least to the climate, conflict and interest-rate shocks that have affected them most, and stability and equitable growth in their countries are in the interest of all. Before any discussion of aid volumes, greater generosity means directing a larger share of the resources already available to the relatively small group of countries where need is concentrated, through instruments that strengthen their own systems, and accepting that results there take longer and have a higher cost per person reached. {3.2; 3.5}

Suggested priorities for Alliance members

25 **The Alliance's commitment to support at least 20 large-scale country programmes by 2030 is within reach, but its effect on global trends depends on the membership.** A larger contribution requires members to direct a meaningful share of the resources they already deploy, including multilateral finance, behind such programmes. The next financing cycles will show how far they do so. {3.5}

26 **Members can make the greatest difference through six key alignment changes, each within their respective roles and mandates:**

- Implementing governments can anchor their programmes in national budgets and bring them into their finance ministries' dialogue with development banks.
- MDBs can in turn draw on those plans for their country programming, including for their next major replenishments, such as that of the International Development Association (IDA22).

- Bilateral donors and philanthropies can concentrate scarce grants on knowledge transfer, proof of concept and delivery systems, with indicative envelopes over several years
- Humanitarian and climate funders can channel more of their support through national registries and payment systems.
- Technical agencies can coordinate their offers around country plans, giving priority to exchanges among Global South countries.
- All members can give explicit priority to the low-income, fragile and highly indebted countries where hunger and poverty are now concentrated. {3.5}

A race we can still win

27 **Ending hunger and extreme poverty remains within reach, given the resources available globally.** The world knows how to reduce hunger and extreme poverty, and those still left behind live mostly in countries where the resources required are modest by global standards. Recent trends and evidence of member delivery as documented in the full publication, *The Race to 2030: Recent Progress against Hunger and Poverty and Lessons for Acceleration*, beg the question: what could be achieved if even a small share of global resources and expertise were fully aligned behind programmes where they are needed the most? {**Introduction**; 3.5}

INTRODUCTION: THE RACE TO 2030

The finish line for the Sustainable Development Goals (SDGs) is now less than five years away, and the global fight against hunger and poverty has entered its most decisive stretch.

The mandates of SDG 1 (No Poverty) and SDG 2 (Zero Hunger) were not intended as benchmarks or symbolic aspirations. When adopted in 2015 they stood as ambitious, but entirely realistic goals that could be achieved by a community of ever more prosperous nations working under a commonly held vision of cooperation, peace, and a commitment to the common good.

Almost ten years later, in 2024, when the Global Alliance against Hunger and Poverty (the Global Alliance, or simply, the Alliance) was conceived and designed under the auspices of the Group of 20 (G20), those goals were under unprecedented strain in a world still recovering from a pandemic that had disrupted the global economy. The G20 Declaration which gave birth to the Alliance – "United Against Hunger and Poverty" – noted "with alarm" the "first increase in extreme poverty and inequality in more than two decades" and recognized "setbacks due to challenges intensified by climate change, the COVID-19 pandemic, economic slowdowns and downturns, supply chain disruption, conflicts, and other facets of a multidimensional global crisis".

However dire the situation, there was no hesitation from the international community in rising to the occasion. The G20 recognized these "unprecedented challenges call for greater and more effective commitment, financing, and actions at all levels, since existing efforts seem insufficient to bring the world back on the path to zero hunger and poverty eradication", and endorsed the creation of "a Global Alliance against Hunger and Poverty to support and accelerate efforts to eradicate hunger and poverty while reducing inequalities (SDG 10) […], and championing sustainable, inclusive and just transition pathways".

Set by the G20 and endorsed by all of its members, the Alliance's two goals are clear and mutually reinforcing: a) keep sustained political drive for the fight against hunger and poverty; and b) facilitate mobilization and alignment of support, to enable large-scale country-owned and country-led implementation of evidence-based programmes and policy instruments.

The Alliance was launched at the G20 Summit on 18 November 2024, with 148 founding members, including 82 countries, the African Union, the European Union, 24 international organizations, 9 international financial institutions, and 31 philanthropic and non-governmental organizations. To join the Alliance, each one had to prepare and submit their Statements of Commitment pledging to "support significant increase in collective ambition, as well as improvement in collective alignment and coordination for the fight against hunger and poverty", particularly recognizing the "high value and positive impact of quality implementation of national and local country-owned, inclusive policy instruments and programmes, focused on the poorest and most vulnerable". On submission, prospective member countries and organizations also had the option of formulating specific commitments in any of several areas, including in domestic implementation and in supporting others with financing and knowledge.

The 2030 Sprints initiative during the launch of the Alliance recognized an important subset of members making even more specific commitments to accelerate delivery around high-impact policy areas in the Global Alliance Policy Basket.

When the Alliance was designed in 2024, no one foresaw the steepest drop in official development assistance (ODA) on record: 6.1 per cent in 2024 and 23.1 per cent in 2025, according to the Organisation for Economic Co-operation and Development (OECD, 2026a). OECD projections forecast a further 5.8 per cent contraction in 2026. The OECD's new Guidance on Reducing Poverty and Inequalities through Development Co-operation observes that tightened ODA budgets in 2024 were "followed by unprecedented cuts in 2025 which are projected to deepen in 2026 and beyond", and that "ODA allocations are increasingly misaligned with the global distribution of poverty", calling on providers to manage ODA cuts responsibly" to protect social outcomes" (OECD, 2026b).

This historic drop in concessional development finance from OECD Development Assistance Committee (DAC) members – which has not been made up by an accompanying rise in philanthropic aid, non-traditional donors and other sources of finance – presents a challenge to the Alliance's mission to help de-fragment and re-align international support behind sustained, country-owned programmes. At the same time, the drop makes this mission even more critical, and the potential value-addition to donors even higher. The Alliance approach can help to align and pool resources from different sources for higher impact. Crucially, it is also aimed at helping to channel these scarce concessional resources towards catalytic investments, technical assistance and capacity building, unlocking instead of replacing domestic budgets and investments, and enabling implementing countries to finally deploy and fund their own structural interventions.

These two years since the Alliance launch also saw the continuation of conflicts in Europe and the Middle East, and the start of new conflicts, all of which had negative effects well beyond their respective theatres, impacting global trade, particularly in energy, food, and critical food inputs, compounding the effect of rising tariffs and other trade restrictions. All these tend to disproportionally affect those already poorest and most vulnerable. The impacts of these developments on the most vulnerable are still to be quantified. Paired with increasing climate-related shocks and a historically strong El Niño, these developments could soon reverse recent gains and provoke a new rise in hunger and poverty.

Moments like this, when resources are constrained, shocks are overlapping, and fragmentation persists, underscore why the Global Alliance was founded in November 2024. Two years later, the question is: how are we faring?

This publication, *The Race to 2030: Recent Progress against Hunger and Poverty and Lessons for Acceleration* sets out to take stock, disseminate what's working, and investigate how we can progress further. Believing in the transformative power of sharing good examples and success stories, it seeks to do that in three ways:

a) shining light on several concrete Alliance member achievements – collectively or individually – since their commitments were made; and, on global progress on major instruments, policies and programmes most effective to fight hunger and poverty, including, social protection, resilience of smallholders and food producers, school meals, and maternal and childhood support;

b) accounting for the progress of the Alliance itself as a collective and innovative approach to development and cooperation in the fight against hunger and poverty; and,

c) taking stock of the most recent hunger and poverty trends and projected challenges ahead.

Whenever possible, assessments and account of progress and deliveries from the members focused on the period from the Alliance launch until the present. However, that was not always possible with available data, especially with respect to hunger and poverty outcomes for which all major series end in 2025.

Chapter 1 opens with a high-level review of global hunger and poverty trends, regional vulnerabilities, emerging risks and the outlook to 2030. **Chapter 2** reviews the first two years of the Global Alliance, describing how its members have translated pledges made upon joining the Alliance or as part of the 2030 Sprints into concrete delivery. **Chapter 3** captures lessons learned from this experience, highlighting what is working, where gaps remain and what is needed to accelerate implementation during the final stretch to 2030.

The annex anchors this assessment with 146 concrete examples of real action and delivery on the ground by Alliance members. Each example has a clear trace back to the specific commitments members made as part of their Statements of Commitment or through the 2030 Sprints initiative. Some of the largest collective aspirations made at the Alliance's launch are already well advanced, and many members have delivered on their individual ones.

A few highlights: by June 2026, the World Bank Group had reached 234 million additional people with social protection, 47 per cent of the 2030 Sprints goal of 500 million more, as reflected in the WBG's "SP500" corporate target and tracker that launched at the same time the G20's design for the Alliance in July 2024. By the same date, the Inter-American Development Bank (IDB) had approved about USD 10 billion of its pledge of up to USD 25 billion for national programmes aligned with the Policy Basket. The International Fund for Agricultural Development (IFAD), which aims to double its impact by 2030, has set a target of 101 million rural people experiencing positive economic mobility in its 2025–2027 cycle, more than twice the 49 million of its previous cycle. About USD 600 million of its portfolio in seven countries, including some USD 120 million in Ethiopia, is already aligned with country plans in the Alliance portfolio.

Countries are financing much of this delivery with their own resources. Among the examples in this report, India launched a consolidated agricultural scheme with an annual outlay of USD 2.5 billion, projected to benefit 17 million farmers in 100 districts, and Brazil a record USD 19 billion family-farming credit plan. Nigeria began the second phase of its Agro-Pocket scheme, financed by the African Development Bank, which will mobilize USD 200 million over four years and builds on the 650,000 farmers reached in its first phase. School meals are becoming part of national policy and budgets: Indonesia took one of the world's largest programmes from zero to 55 million beneficiaries in just two years, and African Union Member States expanded school feeding from 66 million to 87 million children, with more than 70 per cent of programmes financed domestically.

Readers are invited to go through these chapters and the annex and reach their own conclusions. If we had, though, to distil what they tell us to try and answer the question of "how are we faring?", we propose the answer in two parts.

The first part of the answer is: in the two years since being established, the Global Alliance is already validating in real time its founding assumption that political will, when paired with evidence-based

programming and aligned resources, yields transformative results, even under tight fiscal conditions. Alliance members are moving commitments into implementation across a range of policy instruments in its Policy Basket, and the Alliance's innovative approach to alignment and multi-partnership building is starting to bear its first fruits. The early picture is not one of easy progress, but of continued action under pressure.

The second part of the answer is: progress from now on will be much harder to achieve, and might even be reversed, without improved alignment and renewed, concerted action to support those being left behind. This is due especially to the increasing concentration of populations experiencing hunger and extreme poverty in highly indebted, lowest income, and fragile countries, which by themselves mostly lack the conditions to implement the solutions that achieved reductions in other regions.

This concentration of hunger, poverty and vulnerability can be seen partly as a natural consequence of recent progress achieved in more stable contexts, but addressing it will nonetheless require from the international community: a) a specific understanding of how to finance structural, large-scale solutions and that work reliably in these contexts; b) an approach to crisis response that enables lasting, structural resilience; and, c) a much more generous determination to not leave anyone behind.

So, if this is how we are faring right now, what are the perspectives for the race to 2030? Given the challenging environment, it is not an exaggeration to say that the risk is not simply stagnation, but active reversal, precisely at a moment when the end of hunger and poverty is objectively within the reach of a world that abounds in the required resources. The time for decisive, collective, aligned and targeted action across governments, financial institutions, private sector, non-governmental organizations and civil society is now. This is a race we still can win. ■



Chapter 1

GLOBAL PROGRESS ON **HUNGER AND POVERTY**

The latest data offers a clear, two-sided picture.

On one hand, global hunger declined for a third consecutive year in 2025, falling to 7.8 per cent of the world's population compared to 8.1 per cent in 2024, according to the State of Food Security and Nutrition in the World (FAO *et al.*, 2026). This represents a reduction of nearly 14 million people facing hunger from 2024, the year the Global Alliance was launched, and a reduction of 43 million from 2022. In 2026, 811 million people are living below the international poverty line of USD 3 per day, down from 817 million in 2025, according to the World Bank (2026d). Together, these figures show that progress is possible.

On the other hand, the gains of recent years are fragile, unevenly distributed, and moving too slowly. While both hunger and extreme poverty in middle- and lower-middle-income countries in more stable contexts have declined significantly, including due to the success of targeted support policies and social protection, the low-income countries' share of the world's extreme poor nearly doubled over the past decade. Poverty is increasingly located in fragile, conflict-affected settings, which are projected to house nearly 60 per cent of the extreme poor by 2030. Unless the current trajectories change, the global poverty rate will remain around 9 per cent in 2030, far above the SDG 1 goal of eradicating extreme poverty (World Bank, 2024c).

Hunger and poverty are becoming much more heavily concentrated in countries affected by conflict, fragility, climate vulnerability and limited fiscal space. The effects of conflict and insecurity are visible in the most severe hunger crises. In 2025, famine was confirmed in two countries/territories for the first time since Integrated Food Security Phase Classification (IPC) reporting began: in parts of the Gaza Strip and Sudan (FAO, WFP & GNAFC, 2026).

A new phase of the El Niño climate phenomenon, projected to be stronger than usual, is expected to intensify extreme weather events over the coming months in countries already struggling with hunger and poverty. This El Niño cycle could push at least 49 million into acute hunger and increase the number of people facing acute food insecurity by 22 per cent (WFP, 2026). This adds to existing stress points linked to the ongoing conflicts in Ukraine, Iran and the closure of the Strait of Hormuz, which are affecting food production and fuelling prices in many parts of the world. These shocks hit the poorest and most vulnerable hardest, highlighting the need for long-term investments that build resilience and tackle the root causes of vulnerability, hunger and poverty.

1.1 Global hunger trends

Steady progress where the right programmes are in place

Fragile progress in recent years shows that, even in the face of conflict, climate change and economic instability, rising hunger is not inevitable.

Global hunger, based on the prevalence of undernourishment (PoU) (SDG Indicator 2.1.1), fell for the third consecutive year in 2025 (Figure 1). After a sharp increase in the wake of the COVID-19 pandemic, the proportion of the world population facing hunger decreased from 8.6 per cent in 2022, to 8.1 per cent in 2024, to 7.8 per cent in 2025 – still above pre-pandemic levels. It is estimated that hunger affected between 608 and 696 million people in the world in 2025. Considering the estimate of 645 million, nearly 14 million fewer people faced hunger in 2025 compared to 2024 and 43 million fewer than in 2022. While the prevalence is lower than it was in 2015 when the 2030 Agenda for Sustainable Development was launched (7.8 per cent in 2025 compared to 8.0 per cent in 2015), the estimated number of people facing hunger has increased by about 50 million.



Figure 1. Prevalence of undernourishment and number of undernourished in the world, 2010–2025

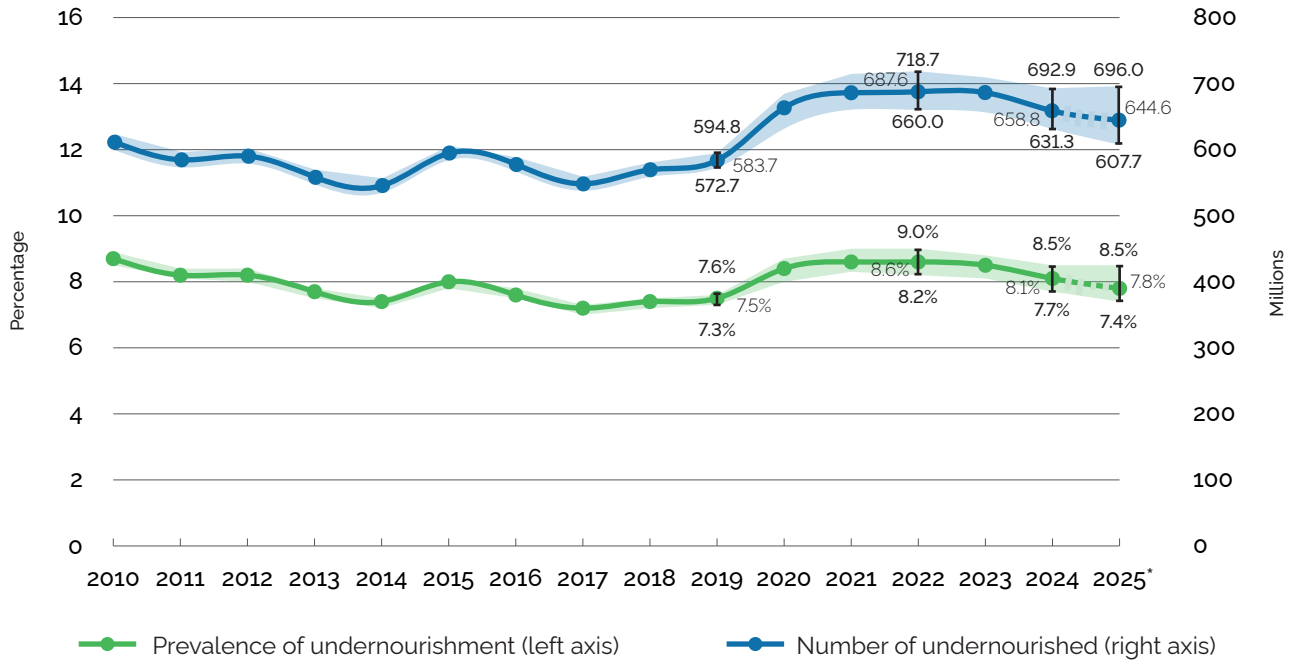

Notes: Shaded areas and bars show lower and upper bounds of the estimated ranges. * Projections based on nowcasts for 2025 are illustrated by dotted lines.
Source: FAO. 2026. FAOSTAT: Suite of Food Security Indicators. [Accessed on 21 July 2026]. https://www.fao.org/faostat/en/#data/FS. Licence: CC-BY-4.0.

Regional dynamics: geographic and demographic shifts

Africa is by far the most affected region. It is estimated that one out of five people, or 20.0 per cent, in Africa faced hunger in 2025, compared to 6.0 per cent of the population in Asia, 4.8 per cent in Latin America and the Caribbean, 8.0 per cent in Oceania and less than 2.5 per cent in Northern America and Europe. While Asia and Latin America and the Caribbean have been showing improvement for several consecutive years, the PoU in Africa had been rising steadily since 2017. However, the most recent estimates point to signs of a decline in hunger in Africa between 2024 and 2025 (Figure 2). Nevertheless, about 309 million people in Africa faced hunger in 2025, surpassing the number in Asia (292 million) for the first time.

Asia is the region that has shown the most progress since the launch of the 2030 Agenda, with a PoU that was 25 per cent lower in 2025 than in 2015. The PoU in Asia decreased from 7.9 per cent in 2021 to 6.0 per cent in 2025 – a decrease of more than 80 million people – with progress driven by improvements in South-eastern Asia and Southern Asia. Steady improvement also occurred in Latin America and the Caribbean, with a decrease in the PoU from 6.1 per cent in 2020 to 4.8 per cent in 2025, driven largely by improvement in South America.

Figure 2. Prevalence of undernourishment in the regions and subregions, 2015–2025

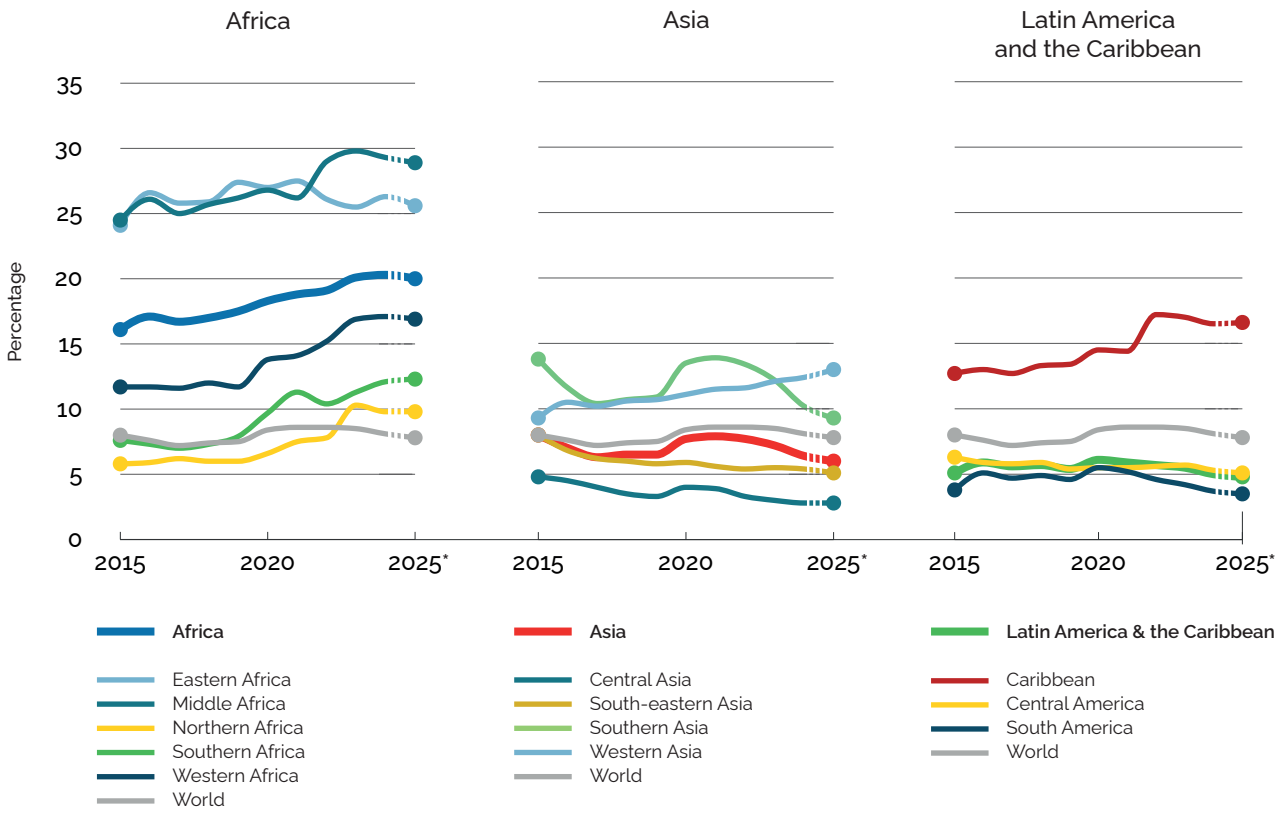

Notes: Only regions for which data were available for all the subregions and the prevalence of undernourishment (PoU) was greater than 2.5 per cent are shown. Eastern Asia is not shown because the PoU has been consistently below 2.5 per cent since 2011. * Projections based on nowcasts for 2025 are illustrated by dotted lines.
Source: FAO. 2026. FAOSTAT: Suite of Food Security Indicators. [Accessed on 21 July 2026]. https://www.fao.org/faostat/en/#data/FS. Licence: CC-BY-4.0.

In the next five years, the global number of undernourished people is expected to decrease by 20 per cent, but it is still projected that between 510 and 520 million people will be facing hunger in 2030, of whom 56 per cent will be in Africa. Recent events, including the conflict in Iran and the closure of the Strait of Hormuz, are threatening to undermine progress toward SDG Target 2.1 through their impact on Africa and Asia.

Going beyond hunger, the global prevalence of moderate or severe food insecurity, based on the Food Insecurity Experience Scale (SDG Indicator 2.1.2), shows a continuous five-year downward trend following the sharp increase from 2019 to 2020, the year the COVID-19 pandemic swept the globe (Figure 3). The period from 2024 to 2025 saw an acceleration of this progress, driven by improvements in Africa, Asia and Latin America and the Caribbean. In 2025, an estimated 25.8 per cent of the global population – 2.1 billion people – were moderately or severely food insecure, down from 27.1 per cent in 2024 and 28.7 per cent in 2020. That is the equivalent of nearly 86 million fewer people in 2025 compared to 2024, and 135 million fewer compared to 2020. However, the observed decrease was not enough to reach pre-pandemic levels.

Figure 3. Prevalence of moderate or severe food insecurity in the world and regions, 2015–2025

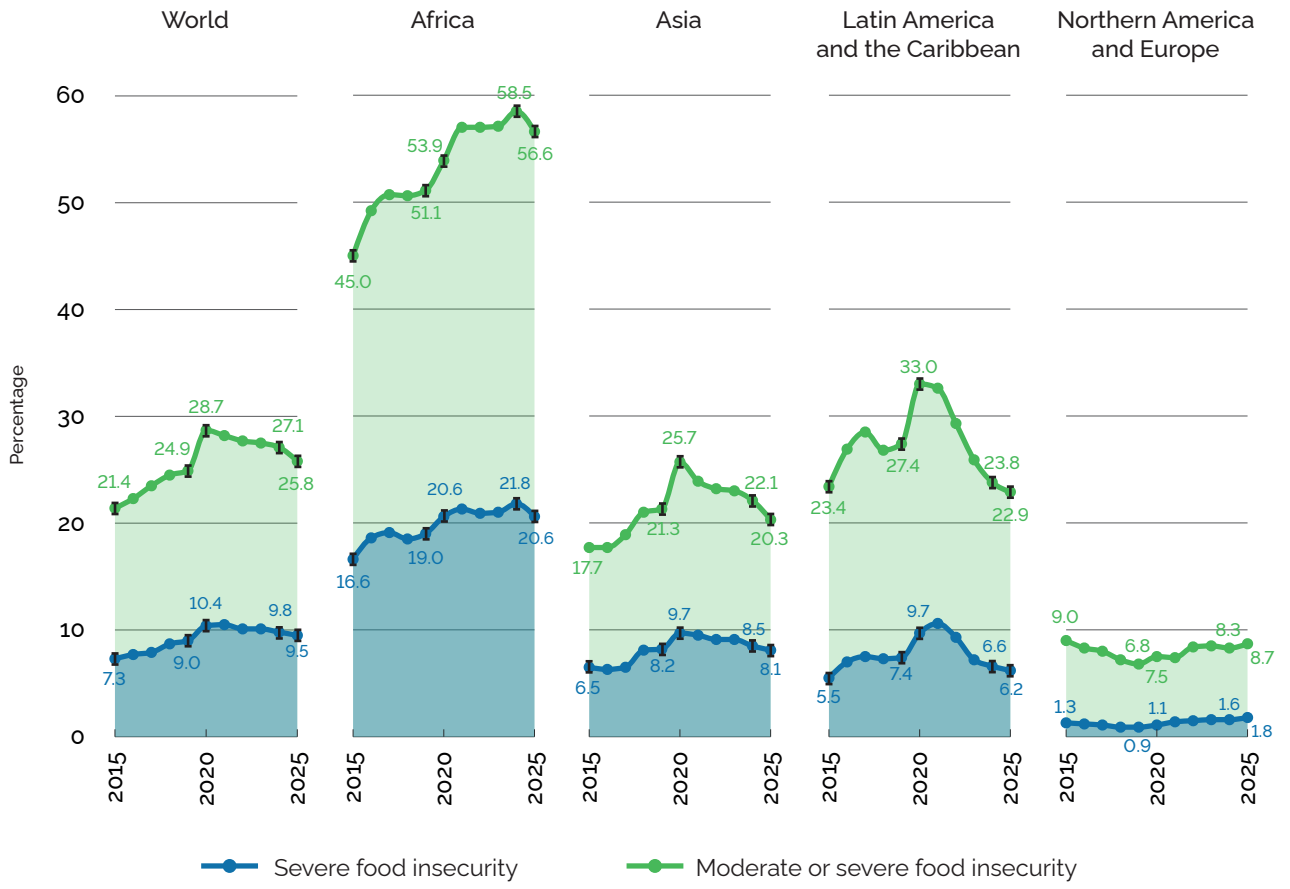

Notes: Bars show the margins of error. Oceania is not shown due to insufficient population coverage for Micronesia and Polynesia.
Source: FAO. 2026. FAOSTAT: Suite of Food Security Indicators. [Accessed on 21 July 2026]. https://www.fao.org/faostat/en/#data/FS. Licence: CC-BY-4.0.

In 2025, more than half the population of Africa (56.6 per cent) was moderately or severely food insecure, compared to 20.3 per cent in Asia, 22.9 per cent in Latin America and the Caribbean, and 8.7 per cent in Northern America and Europe. Steady progress has occurred in Asia and Latin America and the Caribbean since 2020, and like the PoU, there was improvement in Africa in 2025 for the first time since the 2030 Agenda for Sustainable Development was launched in 2015.

The global prevalence of moderate or severe food insecurity was consistently higher in rural areas than in peri-urban areas, and lowest in urban areas, from 2022 to 2025. Global estimates also point to persisting higher levels of food insecurity among women than among men, although the gender gap was smaller in 2025 compared to 2024.

The reduction in hunger and food insecurity in recent years has occurred in places where social protection, agricultural investment and economic policies are aligned and reinforce each other. Countries making the greatest gains share key features: social protection that preserves purchasing

power; investment that raises agricultural productivity; rural roads, irrigation and market infrastructure; and policies connecting small-scale farmers to expanding food markets. If the world is to avoid still harbouring more than half a billion people living with hunger by 2030, it needs to find the means to enable these features in the countries, regions, and communities which still lack them.

1.2 Global poverty trends

A story of fast progress followed by inertia, concentration and inequality

Since 1990, the number of people living in extreme poverty has fallen by more than 1 billion, a monumental achievement driven by rapid, consumption-led economic growth, massive infrastructure investments, and deep integration into global trade networks by populous lower-middle-income economies, particularly in East and South Asia. However, this historical momentum fundamentally stalled around 2014, leaving the global community facing a highly uneven and challenging economic landscape.

Today, under the updated international poverty line of USD 3.00 per person per day (expressed in 2021 Purchasing Power Parities), approximately 811 million people – representing 9.8 per cent of the global population – live in poverty in 2026, down from 817 million in 2025 (World Bank, 2026d). While global poverty rates have marginally decreased in percentage terms, the absolute volume of people trapped below this threshold remains stubbornly high, with progress increasingly fractured across geographical lines (Figure 4).

Figure 4. Global and regional poverty trends: 1990–2026

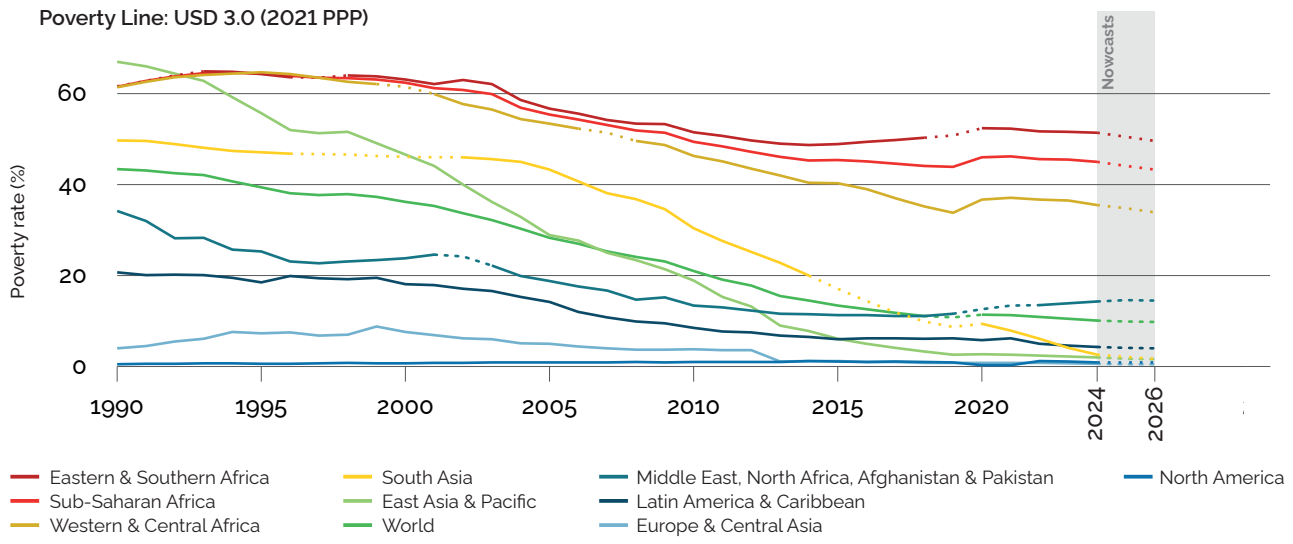

Note: Selected poverty line: USD 3.00 (2021 PPP). *Projections based on nowcasts for 2025 are illustrated by dotted lines.
Source: World Bank. 2026. Poverty and Inequality Platform (September 2026 update). Washington, DC. https://pip.worldbank.org

The global poverty landscape is characterized by stark regional divergence. In South Asia, poverty has declined strongly, falling to 2.6 per cent in 2024 from 7.9 per cent in 2021, a trend driven heavily by newly integrated household survey data from India. Similarly, poverty rates in East Asia, Latin America, and Europe have stabilized at very low levels, consistently remaining below 5 per cent.

Conversely, progress has stalled or reversed in other parts of the world. In the Middle East, North Africa, Afghanistan and Pakistan, poverty is on a rising trend, driven by fragility, conflict, and economic instability. Meanwhile, in Sub-Saharan Africa, poverty rates remain stubbornly high due to sluggish per-capita economic growth and intense demographic pressures, leaving the region furthest from the goal of poverty eradication.



Global progress in reducing extreme poverty is the slowest it has been in more than thirty years partly due to several large, low-income countries making little or no progress over the past decade.

We are currently navigating the "polycrisis" era – a period defined by the cascading, overlapping shocks of the COVID-19 pandemic, severe inflationary pressures, broken supply chains, and intensifying climate disasters. These compounding crises have essentially erased years of hard-won poverty reduction gains. Strikingly, extreme poverty levels today persistently hover above the benchmarks recorded before the pandemic, with sovereign debt servicing costs frequently crowding out the social spending needed to protect vulnerable populations (World Bank, 2024c).

Children bear a disproportionate share of this stagnation (Figure 5). According to the landmark report *Child Poverty: Global, Regional, and Select National Trends*, the pace of poverty reduction among children is drastically lagging that of the adult population (UNICEF & World Bank, 2024). In recent estimates, roughly 412 million children aged 17 or younger were residing in households surviving on less than USD 3 per day.

Figure 5. The disproportionate burden on children

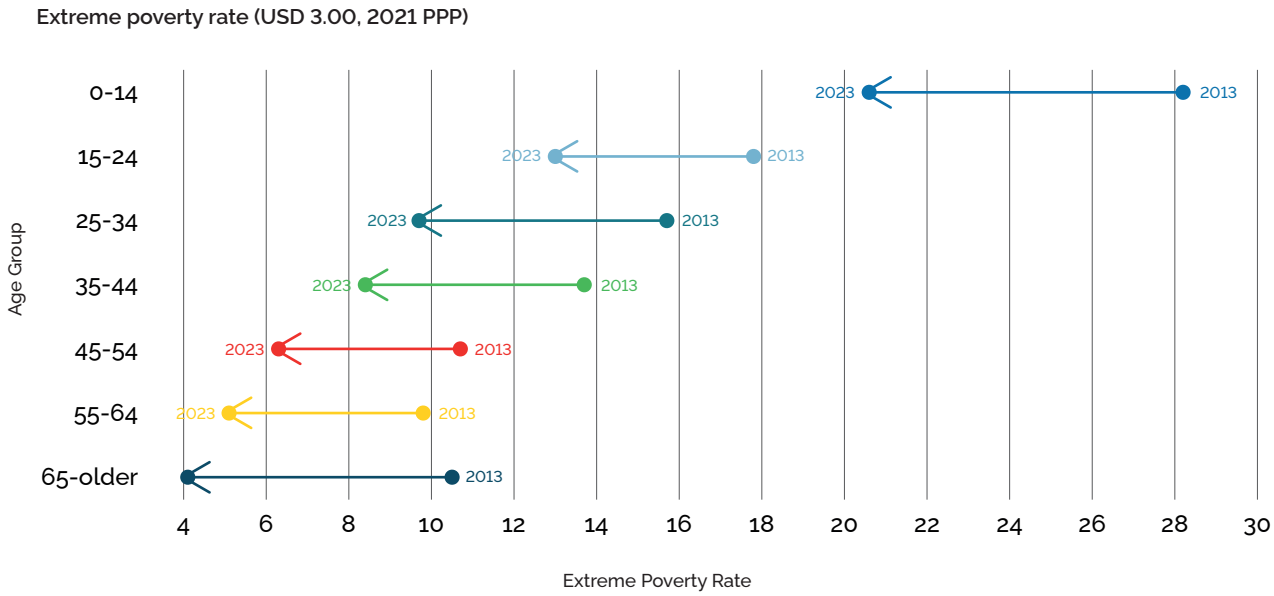

Source: UNICEF & World Bank. 2024. *Child Poverty: Global, Regional, and Select National Trends*. Washington, DC, World Bank.

The demographic disparity is stark: while children comprise roughly 30 per cent of the global population, they now account for more than 50 per cent of the extreme poor (UNICEF & World Bank, 2024). More than one in five children globally lives in extreme poverty. This monetary deprivation is frequently accompanied by multidimensional poverty, manifesting in malnutrition, stunted growth, and exclusion from basic healthcare. Without aggressive, targeted interventions, such as universal child benefits, maternal health investments, and early childhood education, this intergenerational transmission of poverty threatens to permanently stunt global human capital development. It risks robbing emerging economies of the healthy, educated workforce required to navigate the economic challenges of the twenty-first century.

Regional dynamics: geographic and demographic shifts

As global poverty rates have marginally declined, the geographic distribution of those left behind has radically consolidated, intersecting with massive demographic shifts across multiple continents. Ten years ago, most the world's extreme poor resided in lower-middle-income economies (Figure 6). Today, the dynamic has inverted. While the share of the world's population living in low-income countries edged up only slightly to 9 per cent, their share of the global extreme poor nearly doubled, surging from 23 to 44 per cent over the last decade (World Bank, 2024a). While sub-Saharan Africa accounts for a vast portion of this demographic shift, acute deprivation remains a pressing, complex challenge in South Asia, where dense populations remain highly vulnerable to climate and economic shocks, and in the Middle East and North Africa, where prolonged conflict has reversed decades of developmental progress.

This global geographic consolidation is deeply intertwined with an urban-rural divide. The modern profile of poverty reveals that extreme deprivation is overwhelmingly rural. Roughly four out of every five individuals living below the international poverty line reside in rural areas, where access to basic infrastructure, digital connectivity, and modern markets remains severely constrained (World Bank, 2024a). This physical isolation stifles both agricultural productivity and the development of off-farm economies, trapping communities in subsistence living regardless of their geographic region.

Compounding this rural isolation is a severe, systemic agricultural gender gap that persists across the developing world. In these rural settings, women account for nearly half of the agricultural labour force but frequently own fewer than 15 per cent of landholdings. Without equitable access to secure land tenure, credit, and modern agricultural technology, women farmers consistently produce 15 to 35 per cent less output per unit of land than their male counterparts (World Bank, 2024d). This inequity directly deepens rural household poverty and stifles regional food security.

Figure 6. The shifting share of extreme poverty: low-income countries

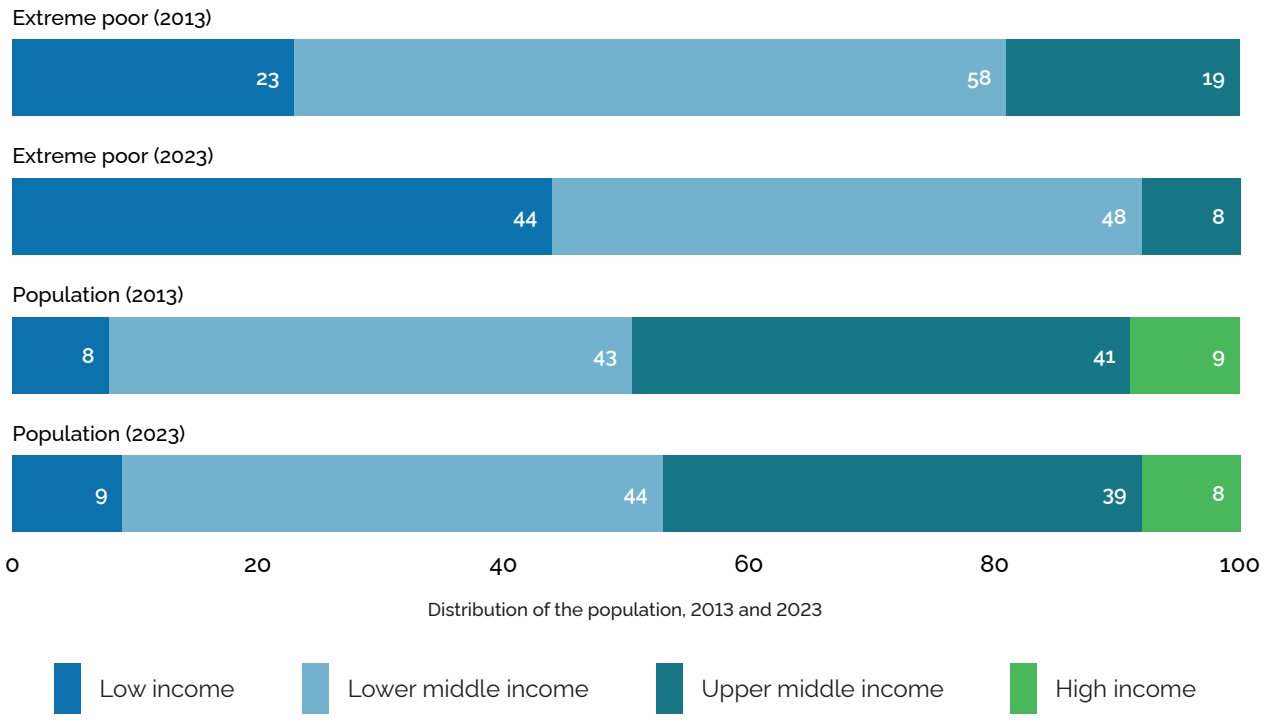

Note: income classification based on the latest 2026 fiscal year, updated in June 2025.
Source: World Bank. 2024. *How has the profile of extreme poverty changed over the last decade?* World Bank Open Data Blog. https://blogs.worldbank.org/en/opendata/how-has-the-profile-of-extreme-poverty-changed-over-the-last-decade

Simultaneously, a massive youth demographic bulge is reshaping the poverty landscape across the developing world. In many fragile states and lower-middle-income countries spanning from sub-Saharan Africa to South Asia and parts of Latin America, up to 70 per cent of the population is under the age of 30. This youth wave represents a potential demographic dividend of unprecedented scale.

However, without immediate economic absorption, robust job creation, and relevant skills training, this demographic surge risks becoming a profound driver of instability, forced migration, and entrenched structural poverty.

Even if the world makes substantial progress in reducing global extreme poverty, it is important to remember that the international poverty line represents an austere definition of poverty. Many countries that have ended extreme poverty still suffer from other forms of deprivation. Middle- and high-income countries tend to use higher poverty lines, reflecting the higher costs of covering what they consider to be basic needs in their national contexts. The global Multidimensional Poverty Index (MPI), like the national multidimensional poverty indices used by many countries, goes beyond income or consumption to capture whether individuals are deprived in other aspects of well-being, such as healthcare, education, and infrastructure (UNDP and OPHI, 2026). The 2026 global MPI finds 1.2 billion people living in acute multidimensional poverty in the 108 countries it covers, 51.5 million more than in the 2025 update, partly because of population growth, with nearly two-thirds – approximately 779 million people – residing in middle-income countries. This concentration demonstrates that achieving a higher national income level or surpassing a basic monetary threshold does not automatically eliminate severe deprivations in daily life. Monetary and multidimensional measures also identify partly different people: in the same countries and years, 971 million people are poor at the USD 3.00 line, roughly 277 million fewer than by the global MPI (OPHI, 2026).

Key constraints: human capital, gender inequality, and fragility

The contemporary fight against extreme poverty is severely constrained by three overlapping vulnerabilities: a profound deficit in human capital, deeply entrenched gender inequalities, and the escalating footprint of fragility, conflict, and violence.



The human capital and skills deficit

The shifting profile of extreme poverty shows an overwhelming correlation with educational attainment. Roughly 70 per cent of the global poor aged 15 and over have no formal schooling or only a basic primary education (World Bank, 2024a). This severe deficit in foundational skills acts as an insurmountable barrier for youth transitioning into the labour market. Young people face higher unemployment rates globally than adults, and millions are classified as NEET (not in education, employment, or training). Without adequate education, healthcare access, and technical training, vulnerable youth are locked out of higher-productivity sectors and the modern digital economy, relegated instead to low-yield, informal, and precarious labour.

The gender penalty

Poverty is not gender neutral. Systemic gender inequality acts as a powerful constraint on both household poverty reduction and national economic growth. Global labour force participation has remained stagnant since 1990, hovering around 53 per cent for women compared to 80 per cent for men (World Bank, 2024d). Women are disproportionately burdened by unpaid care work, facing severe structural barriers to completing secondary education and accessing digital technologies. Furthermore, when crises hit – be it climate shocks, pandemics, or economic downturns – women and girls are frequently the first to lose access to food, schooling, and income. Closing these gender gaps is not just a human rights imperative; it is a macroeconomic necessity.

The decisive role of fragility, conflict, violence and climate change

By far the most intractable constraint to eradicating poverty is the proliferation of fragility, conflict, and violence (FCV). FCV contexts have upended development progress across the globe, transforming poverty into a profound security and humanitarian crisis. The numbers are stark: the poverty rate in FCV-affected countries is more than three times the rate in other nations. Moreover, conflict has become the single biggest driver of acute hunger, which is itself a primary component of extreme poverty.

Climate change multiplies these threats. Of the 25 countries rated as most vulnerable to climate change, 15 are classified as fragile (World Bank, 2024c). In FCV settings, risks compound: gender-based violence skyrockets as institutions collapse, while traditional pathways to building human capital, such as keeping schools open or deploying healthcare, are obstructed by physical insecurity. The World Bank estimates that nearly 40 per cent of the population in fragile environments will live in extreme poverty by the end of 2026 (World Bank, 2026a).

Outlook to 2030: a looming divergence

The global community's first objective under the SDGs is to eradicate extreme poverty by 2030. Based on current economic and educational trajectories, this goal is now out of reach. Current nowcasts and medium-term projections indicate that the global poverty rate at the USD 3.00-a-day line will hover around 9 per cent by 2030 (World Bank, 2026c; September 2026 Global Poverty Update). If countries continue their current, slower growth pathways, the global poverty rate will increase from around

10 per cent today to around 15 per cent by 2050. That is more than 600 additional million people (Mahler & Lambrechts, 2026).

The outlook for the next half-decade predicts a deep and painful divergence. The World Bank estimates that by 2030, nearly 60 per cent of the world's extreme poor will be concentrated in countries characterized by fragility, conflict, and violence (World Bank, 2024a).

To bend the curve before 2030, a strategic pivot is required. Eradicating extreme poverty now demands hyper-targeted interventions in the world's most unstable regions. This requires building robust, shock-responsive social protection systems, and investing aggressively in human capital – ensuring that children receive vital early-years nutrition, that adolescent girls are kept safely in secondary schools, and that youth in fragile states receive the skills training necessary to access dignified work. The battle to end extreme poverty will ultimately be won or lost based on how we protect and empower the world's most vulnerable women, children, and youth across all regions. ■



© FAO/Max Valencia.

Chapter 2

THE GLOBAL ALLIANCE **IN ACTION**

2.1 Reinforcing consensus globally, delivering together locally

When the Global Alliance was launched, it responded to a distressing reality: the world already had clear evidence on what works to end hunger and poverty, but progress had stalled and, in some cases, reversed because political will is inconsistent, implementation is fragmented, and international support is not sufficiently aligned behind national ambition.

The Alliance was created to help close this gap. Not by creating another fund, another policy forum, or another community of practice, but as a pragmatic engine for momentum and alignment, directly connecting global political leadership to practical execution at country level.

2025: building an integrated framework for collective delivery

With its launch at the G20 Summit, the Global Alliance moved solutions for hunger and poverty from a peripheral humanitarian concern to the centre of the international agenda. Through its founding documents and governance structure, the Alliance established a shared framework binding governments, multilateral financial institutions, civil society, academia, international organizations, philanthropy, and the private sector around country-led action against hunger and poverty.

To convert this political momentum into operational utility, members of the Alliance made concrete pledges, through their Statements of Commitment and through the 2030 Sprints, to accelerate delivery around high-impact policy areas compiled in the Global Alliance Policy Basket. The Basket, which is curated based on the vast evidence base across the Alliance membership and beyond, compiles policy instruments and country examples spanning adaptive social protection, universal school meals, maternal and child nutrition, smallholder agriculture, and rural water access, and other policy areas.

The first year saw the roll-out of a Fast-Track Planning process to support governments in translating pledges based on the Policy Basket into choices about what to expand, where to deploy capital and which partners to engage. By the end of the first year, Ethiopia, Haiti, Kenya, Palestine and Zambia presented government-owned plans emerging from this process, with backing from over 20 Alliance members, including the African Development Bank (AfDB), Brazil, FAO, Germany, India, IDB, the Rockefeller Foundation, World Vision International and the World Bank.

The initial joint work of Alliance members was facilitated by a transition team of staff from five Brazilian ministries and agencies. FAO provided vital recruitment support and institutional hosting for the Alliance's Support Mechanism in Bangkok and Rome. Staff secondments from the IDB and the World Bank brought in hands-on capacity for financial partnerships. The African Union, the Institute for Applied Economic Research (IPEA) and the World Bank also host Support Mechanism staff in Addis Ababa, Brasilia and Washington DC, respectively.

The core financing to sustain the operations and the facilitation work of the Global Alliance Support Mechanism has been provided by Brazil, Germany, Norway, Portugal and Spain, with a contribution from Italy having been announced. The United Kingdom advanced policy and technical analysis to inform Alliance activities through ODI Global.

UNRISD and Socialprotection.org have provided support to the Support Mechanism for the maintenance of the Policy Basket, digital tooling, web platform and communications, while IFAD, FAO and OECD hosted the biannual meetings of the Alliance Board of Champions. Finally, WFP supported the initial development of a dedicated digital tool to help surface potential leads and track unfolding partnerships at country level, which ultimately inspired the current digital tools used by the Support Mechanism in its country-level work.

Concurrently, the Alliance moved to strengthen the pace of hunger and poverty reduction, and the case for greater coordination, in broader debates on development, financing and climate resilience throughout the year. Key among these were the Financing for Development process, where Alliance members leveraged the Compromiso de Sevilla to champion pooled financing over fragmented project aid, and the Second World Summit for Social Development, which was the backdrop for the Alliance's First Leaders' Meeting and helped position social protection as essential to inclusive economic growth.

Closing out the year was the adoption of the Belém Declaration on Hunger, Poverty and People-Centred Climate Action, prepared by the Alliance Board of Champions jointly with the Brazilian Presidency of the 30th UN Climate Change Conference. The Declaration has now been adopted by 50 countries, some of which are translating its principles into national programmes through the Global Alliance.

2026: turning a new architecture into aligned action

In 2026, the Alliance shifted from building shared architecture to driving coordinated execution: its country-driven programme support pipeline now spans 20 countries, seeking to match national priorities with targeted support; its membership grew to 223 entities; and, several financing partners, including multilateral development banks, are working towards better integrated financing behind nationally led food security and poverty reduction plans. Members also kept coordinating to keep hunger and poverty at the top of political agendas during a turbulent year.

The drive to both accelerate and combine efforts has resulted in strong alignment and coordination between the Alliance's Support Mechanism and the teams driving the School Meals Accelerator and the Jobs for the Poor initiatives, which in different areas serve as key initiatives to bring financing, technical support and knowledge together to support government ambitions. These partnerships enable and enhance the role of the Global Alliance and avoid duplication of efforts for implementing governments and other stakeholders.

Building on lessons learned from the Fast-Track process, the Alliance's Board of Champions endorsed a fully country-driven process to make national programmes easier for external partners to back at scale, operationalized by the Support Mechanism. Twenty countries are currently at different stages of the Alliance's implementation planning and partnership building pipeline, each customized to the needs and pace of the implementing government. Progress in this domain is reflected in emerging Implementation Roadmaps for programmes in Ethiopia (see highlight box on the Yelemat Tirufat programme) and Kenya, with several others soon to follow. The Implementation Roadmaps are co-created and ultimately endorsed by all partners under country leadership. They consolidate the different roles, contributions and responsibilities of engaged Alliance members in support of national programmes, alongside a delivery timeline, a clear list of next steps, and the implementation strategy and vision needed to guide delivery as one.


© FAO/Farooq Naeem

In 2026, aside from this initial, but encouraging progress at country level alignment, members have continued to rely on the Alliance to sustain political commitment at a time when new crises risk further fragmenting efforts and diluting agendas. Through diversified member presence across key forums, including the OECD Conference on the Future of International Development Co-operation, the Spring and Annual Meetings of the International Monetary Fund and the WBG, the Group of 7 (G7) Summit and the United Nations General Assembly, the Global Alliance has leveraged key moments to remind the international community that a world with persistent hunger and poverty cannot be safe or prosperous.

Ethiopia

POLICY BASKET

Promote inclusive access to agricultural markets

Pro-poor access to agricultural inputs, and climate resilient technologies

Access to extension and rural advisory services

Promoting short value chains

Inclusive credit, insurance and financial services

Institutional markets, including public procurement and pro-poor food pricing

Ethiopia's Yelemat Tirufat Initiative transforming the livestock sector

WHAT WAS DELIVERED

In 2022, Ethiopia launched the Yelemat Tirufat ("Bounty of the Basket") Initiative to sustainably increase the productivity, inclusivity and resilience of the livestock sector, thereby strengthening food and nutrition security. Since its launch, annual milk production has more than doubled, from 5.8 billion litres in 2022 to 11.7 billion litres in 2026. Over the same period, the distribution of day-old chicks increased from 26 million to 131.2 million, while the number of modern beehives increased from 1.2 million to 2.7 million. In 2025, Ethiopia's Yelemat Tirufat Plus programme was selected as one of the first initiatives to receive support through the Fast-Track process of the Global Alliance. Through the Global Alliance framework, the programme has secured concrete commitments from 14 members, including more than USD 100 million in financial support, alongside technical and knowledge support in areas including extension and rural advisory services, feed and veterinary input systems, biosecurity and quality and laboratory standards, market linkages and financial inclusion, seasonal weather and climate advisory services, and nutrition-focused knowledge management.

HOW THIS ADVANCES ETHIOPIA'S COMMITMENT — Yelemat Tirufat Plus operationalizes Ethiopia's Statement of Commitment to the Global Alliance, aiming to implement and scale up effective policy instruments to generate measurable gains in productivity, nutrition, and food security for smallholder producers in its national context and by partnering with other Alliance members to carry out its commitments with greater effectiveness.

On the financing front, 2025 and 2026 have been marked by renewed calls to better integrate financing as a key strategy to mitigate the impact of dwindling external resources, with the Global Alliance recognized by different international fora as a key platform to achieve convergence. In 2025, during the 4th International Conference on Financing for Development (FfD4), Alliance members committed to exploring better integrated financing mechanisms for fighting hunger and poverty, as part of the Compromiso de Sevilla and the Sevilla Platform for Action.

In 2026, those commitments started to take concrete shape, translated into an emerging Collaborative Financing Framework against Hunger and Poverty (CFF). Co-created with input from development banks, bilateral donors, philanthropic organizations and implementing countries, the Framework

builds on the existing implementation planning and partnership building process, but adds a more structured, but flexible way for different financing partners to signal resource availability for specific priorities and timeframes, match them with country demand, channel financing through their existing mechanisms and, where possible, align reporting requirements. The aim is to reduce transaction and information costs for both donors, implementing governments and other financing actors, as well as to strategically layer catalytic early finance with large-scale, core multilateral finance, climate finance, and other sources.

The first piece of that Framework was launched in October and is already operational: a dedicated space to crowd-in multilateral finance from multilateral development banks (MDBs) to national social protection programmes (including economic inclusion, child support and school meals programmes) in the World Bank-hosted Global Collaborative Co-Financing Platform. Further components involving concessional and philanthropic finance are being readied with voluntary partners, including Brazil, IDB, Livelihood Impact Fund, Spain, the United Kingdom (UK) and the World Bank, and aiming at operationalization by 2027.

Underpinning all those fronts, the Alliance Governance Framework established in 2024 has proved to be an inclusive and operational platform for collective action. The membership base grew to 223 countries and organizations, bringing on board a range of partners with distinct strengths. The Alliance's governance architecture, not based on seeking consensus, but on flexibly enabling and facilitating a wide range of concrete actions by those who choose to do so, represents a new generation of multilateralism that can effectively steer a shift to convert country demand, political backing, and integrated finance into real progress.

Delivering in alignment: an emerging approach that shows potential

The Global Alliance approach demonstrates what is possible when countries and institutions step outside traditional boundaries and pool their strengths around a single mission. The progress described above relied on operational contributions of Alliance members, who themselves have built and sustained a powerful movement to achieve what no single member can achieve alone.

Of the two years since the launch of the Alliance, the first was largely used to establish its governance, set up the Support Mechanism and build on the launch momentum. Mainly through the Fast-Track process, that first year also sowed the seeds and tested the waters for a methodology which aimed to put the countries' plans and needs at the forefront, asking partners to deliver support in alignment with them, and not the other way around.

It was only in the second year, after funding and hiring processes were completed, that the Alliance's Support Mechanism was formed and could start to fully implement the vision put forward by the G20, under the guidance of the Board. In less than a year, a fully developed planning and matchmaking methodology was built and tested, building on and incorporating lessons from the Fast-Track phase.

On the implementation side of the matchmaking, countries have been expressing real enthusiasm for, and reporting increased domestic momentum from, the experience. It offers line ministries responsible for social protection, agriculture, children welfare, resilience, and other areas an opportunity and a healthy push to coordinate with other areas of government; to better define and scope their short-, mid- and long-term programmatic goals; to receive dedicated attention from major international partners

and agencies; to tap into the knowledge and experience of peer countries; and, be emboldened and supported in seeking the backing of ministries of finance to secure domestic budget and sovereign loan allocations for programmes aimed at alleviating hunger and poverty.

On the partnership side, it has to be said that, given the challenging global environment, reduced international solidarity, historic cuts in international development assistance, high fiscal stress, and increased demand for emergency aid, the fact that the Alliance process has garnered over one hundred Expressions of Interest from its members in support of one or more country-led implementation plans should be cause for a glimmer of hope.

Yet, while knowledge and technical assistance offers have been presented steadily, financial support from the Alliance members is significantly harder to unlock. Most of those Expressions of Interest, submitted during the Fast-Track phase, are not specific enough to drive action. Precious few carry the needed transformative, catalytic early grants and other financial resources that can – in combination with targeted knowledge support, a clear national plan, and a phased implementation and financing strategy – build enough momentum, capacity, and early evidence to drive a country to scale up and sustain a programme.

A revised process for more clearly identifying specific, high-value partnership opportunities for each plan, as well as for much more specific partner responses has been developed and put in place, in some cases requiring reformulation of the original Fast-Track plans. As barely six months have elapsed since the Board's endorsement of this revised approach in May 2026, the ensuing quarters will be critical to assess its performance.

The Alliance process as a whole, being so new, has been a constant learning experience for implementing countries, partners, and for the Support Mechanism team. Fortunately, it continues to garner engagement, interest and goodwill from the broad membership, even as quite a few members recognized their own current limitations and difficulty in mustering substantive support to the now carefully articulated country needs.

Despite the huge challenges and the process being still very new, the first breakthroughs are starting to emerge in countries such as Ethiopia, for the Yelemat Tirufat ("Bounty of Basket") smallholder livestock support programme, and Haiti, for the national social protection policy implementation. In such cases, the breakthroughs have relied on rallying, coordinating and aligning support from major institutional partners alongside other innovative or small partnerships, into a single country-led vision. Thus, enhancing support that had previously been offered in a fragmented manner.

These breakthroughs show what could be if the political will, flexibility and readiness from the international community were higher than where they are today. The Alliance approach offers a pragmatic, flexible way to effectively apply, in the sphere of the fight against hunger and poverty, the often quoted, but rarely followed, Accra Agenda for Action. Without sustained, decisive, ambitious collective action by members, these results won't scale and expand, especially not in the most challenging environments, fragile contexts, and low-income countries.

2.2 Delivering on our commitments: highlighting Alliance member action

The delivery of the Global Alliance – understood as the sum of its members – goes much beyond what is described in the previous section. The policies and programmes highlighted in this report belong to the sovereign governments and organizations that lead them, many built on years of sustained support from development partners. As members of the Global Alliance, countries and institutions are co-creating the conditions to expand, connect and accelerate these efforts on the ground. The following sections examine how members are delivering against the commitments they made to scale up food security and social protection measures when they joined the Global Alliance, either as part of their Statements of Commitment or 2030 Sprints commitments.

Inter-American Development Bank (IDB)

POLICY BASKET

- Unconditional cash transfer
- School meals programmes
- Maternal and early childhood nutrition
- Access to basic drinking water and sanitation services, and hygiene facilities
- Promotion and access to healthy diets, including through education and affordable/subsidized prices

IDB scales up hunger and poverty financing to USD 10 billion across Latin America and the Caribbean

WHAT WAS DELIVERED

The IDB's financial commitment to the Global Alliance, and to countries in Latin America and the Caribbean, is to invest up to USD 25 billion between 2025 and 2030 in country-led programmes aligned with the Alliance's Policy Basket. Significant progress has been made in delivering on this commitment over the last two years. In 2025, the IDB approved USD 4.1 billion in aligned operations, including approximately USD 1 billion in maternal, neonatal and child health and nutrition; USD 328 million in education and school feeding; USD 1.4 billion in water and sanitation; and USD 133 million in social protection programmes. In 2026, the IDB is projected to approve an additional USD 5.8 billion – with USD 2 billion for targeted cash transfers providing direct support to poor families, alongside USD 1.6 billion for water and sanitation, USD 717 million for health and nutrition, and USD 234 million for education and school feeding. This brings the total to approximately USD 10 billion in investments aligned with the Global Alliance's objectives during its first two years.

HOW THIS ADVANCES IDB'S COMMITMENT – These investments are translating IDB commitments into concrete support for people and communities facing hunger and poverty. In Bolivia, for example, at least 962,000 people affected by fiscal adjustment measures will receive income transfers to help protect their livelihoods and prevent them from falling into poverty. In Manaus, Brazil, USD 73.6 million will strengthen early childhood, primary, and special education, benefiting 251,000 students through investments in resilient infrastructure, improved teaching practices, and education management systems. In Ecuador, a USD 250 million policy-based guarantee will unlock USD 500 million through a nutrition bond to reduce chronic child malnutrition, benefiting 250,000 pregnant women and 500,000 children under two through stronger health and nutrition services, improved intersectoral coordination, and better feeding and safe water practices.

To join the Alliance, an eligible government or organizations must submit a Statement of Commitment (SoC), which needs to contain, at a minimum, a common language and commitment to endorse and support the Alliance approach to promote the fight against hunger and poverty. Members can, and did, also list several specific commitments under the pillars of domestic programme implementation in their own territories (national pillar), the provision of financial support to other Alliance members (financial pillar), and the provision of knowledge exchange and technical assistance (knowledge pillar). Once submitted and confirmed, all SoCs are public and can be found in the Global Alliance website.

Additionally, through the 2030 Sprints initiative, which came online during the G20 Summit in 2024, Alliance members were invited to voluntarily announce new or emerging actions and commitments directly tied to one of six key programmes and policy areas of the Global Alliance's Policy Basket: cash transfers; socioeconomic inclusion; smallholder support; school meals; early childhood and maternal support; and, water access. The Sprint commitments were made by 41 national governments, 13 international organizations and financial institutions, and 19 major philanthropies, CSOs, NGOs and other non-profits. Each of these Sprints is composed of individual commitments, totalling 118 individual commitments and announcements, plus a few collective aspirational goals. Highlights of these include:

- Reaching additional 500 million people with cash transfers and social protection systems programmes in middle, low and lower-middle-income countries by 2030;
- Expanding high-quality school meals to another 150 million children in countries facing endemic child poverty and hunger;
- Early childhood and maternal health interventions to reach another 200 million women and children from ages zero to six years;
- Socioeconomic inclusion programmes to reach another 100 million people, with a focus on women; and,
- IDB and the World Bank, including through IDA, would offer billions in financing for countries to implement programmes in the Global Alliance's Policy Basket.

The Alliance was launched on 18 November 2024 with 148 founding members, and therefore 148 such SoCs, and has since grown to 223 members at the time of writing, including 106 country governments, 31 international organizations, 14 international financial institutions, and 70 organizations including philanthropies, NGOs, CSOs and academia, plus the European Union and the African Union. Together, the more than 220 SoCs and more than 120 individual plus collective 2030 Sprints announcements represent an impressive drive and momentum for the fight against hunger and poverty, enabled, inspired, motivated or amplified by the Global Alliance. But have those commitments really taken off? For the second anniversary of the Alliance, and upon direction from the Board of Champions, the Support Mechanism set out to shed some light on how members are delivering, be it together, in partnership, or individually.

The point of this stock-taking exercise was not to exhaustively track every single commitment and announcement, nor to create a formal monitoring mechanism. Instead, this overview of progress in 2025 and 2026 focuses on highlighting some of the best examples of what can be achieved when countries and partners deliver on their promises. Captured in the annex of this publication is a collection

of 146 short reports on Alliance members taking real action and delivering, each with a clear link back to a specific commitment made as part of the member's SoC or 2030 Sprints initiative.

To qualify for publication, these entries needed to relate to deliveries since July 2024 (when the Alliance's design was approved in the G20 Ministerial). The methodology for the compilation encompassed a multi-step discovery and review process involving both the Support Mechanism and the Alliance members. Records were surfaced from publicly available sources, reviewed and checked for accuracy and for their link to specific commitments to the Alliance, and then reviewed and confirmed by the Alliance members leading that delivery. All members were also invited to voluntarily submit records, which had to meet the same standards of eligibility period, relationship to an SoC or 2030 Sprints commitment, and backing by publicly available sources.

What emerged from this exercise is an inspiring story of commitment. From allocating new national budget lines to expanding coverage and enacting delivery reforms, Alliance members have turned promises into progress at a time of heightened financial and geopolitical strain. It is also a strong demonstration of the value of the Global Alliance – and the 2030 Sprints initiative – as a driver of concrete action, far and wide.



Amongst some of the most notable highlights of this assessment:

The 2030 Sprints' collective target of reaching an additional 500 million people with social protection, including cash transfers, has seen significant progress. As of June 2026, **234 million people** had already been reached, with verifiable progress tracked through the World Bank's SP500 initiative, representing 47 per cent of the overall 2030 goal (World Bank, 2026e). By the same period, IDB had already approved USD 10 billion out of its pledge of USD 25 billion in finance for national programmes aligned with the Alliance's Policy Basket.

IFAD, which aims to double its impact by 2030, has set a target for its current cycle (2025–2027) of 101 million rural people experiencing positive economic mobility, more than twice the 49 million recorded under the previous cycle (IFAD, n.d.; IFAD, 2026a). It has also pledged to reach at least 70 million small-scale farmers by 2030 under the WBG's AgriConnect initiative (IFAD, 2025) and reported at the Alliance's UNGA81 event that about USD 600 million of its portfolio in seven countries is already aligned with Alliance priorities, including about USD 120 million in Ethiopia (Global Alliance against Hunger and Poverty, 2026).

Countries are following suit with their own finance. India launched a new consolidated agricultural support scheme to benefit 17 million farmers across 100 districts, with an USD 2.5 billion annual outlay. Brazil launched a record USD 19 billion family-farming credit plan with targeted concessional rates. Nigeria started Phase 2 of its Agro-Pocket scheme, set to mobilize USD 200 million in four years and build from phase I's reach of 650,000 farmers.

A landmark in early childhood support programmes, UNICEF and African Union led First Foods Africa, introduced in 2024 and expanded in 2025, works with governments and African food companies to make nutritious, safe and affordable "first foods" available to young children. It targets approximately 125 million children under five years across 14 African countries through local production, standards, market approaches and behaviour change. Globally, UNICEF notes health systems delivered multiple micronutrient powders to 21.2 million children in 2025, up from 13.6 million in 2021, and distributed 487.8 million vitamin A capsules to 75 countries in 2025.

School meals are moving worldwide from peripheral, temporary interventions to increasingly be embedded within national policy and financing frameworks. For example, Indonesia's scaling up of one of the world's largest school meals programmes, from zero to 55 million beneficiaries in two years (2024-2026), and African Union member States expanding school feeding to 87 million children with mostly domestic funding.

As significant as these examples are, they represent only a fraction of the wider landscape of anti-hunger and -poverty efforts, many of which remain dispersed across separate initiatives, institutions and financing streams. The annex records were purposefully limited to those actions that could be directly traced to a member's original commitments to the Alliance. Yet, many members have progressed on several fronts important to the goals of ending hunger and poverty, which were not necessarily recorded in their SoCs or the Sprints or constrained to the period of 2024-2026.

To try and capture some of this broader action – and also provide the reader with a more sectoral assessment of progress and challenges in some of the key areas in the Alliance's Policy Basket, including those covered by the 2030 Sprints– the Support Mechanism invited a few Alliance member organizations, holders of established, global mandates in these areas, to contribute to drafting or reviewing the next three sections of this Chapter.

Recognition goes to ILO and the World Bank for supporting the section on social protection and economic inclusion; to FAO for supporting the section on resilient small-scale agriculture support, water access and other solutions; and to UNICEF and the School Meals Coalition Secretariat for supporting the section on school meals, childhood nutrition and maternal support.

A few samples from the annex are reproduced in this Chapter to illustrate and highlight delivery. The annex contains all 146 records, thematically organized by those same three policy groupings.

2.3 Social protection and economic inclusion to eradicate hunger and poverty (2025–2026)

Overview of social protection and economic inclusion coverage: a decade of strong but unequal gains

Over the last decade, social protection systems have expanded rapidly: more than half of the world's population is covered by at least one social protection benefit (ILO, 2026a; World Bank, 2025).

However, global trends mask stark disparities amongst and within countries (Figure 7). High-income countries have achieved near universal coverage of their populations for some lifecycle risks. Across country income groups, significant progress has been achieved in covering older persons who enjoy the highest coverage rates with 79.6 per cent of persons above 65 covered worldwide, followed by mothers with newborns with 36.4 per cent covered. Social assistance[1] coverage has also expanded exponentially, except in low-income countries.

Figure 7. Social protection coverage by population and country income group – a 2015–2023 comparison

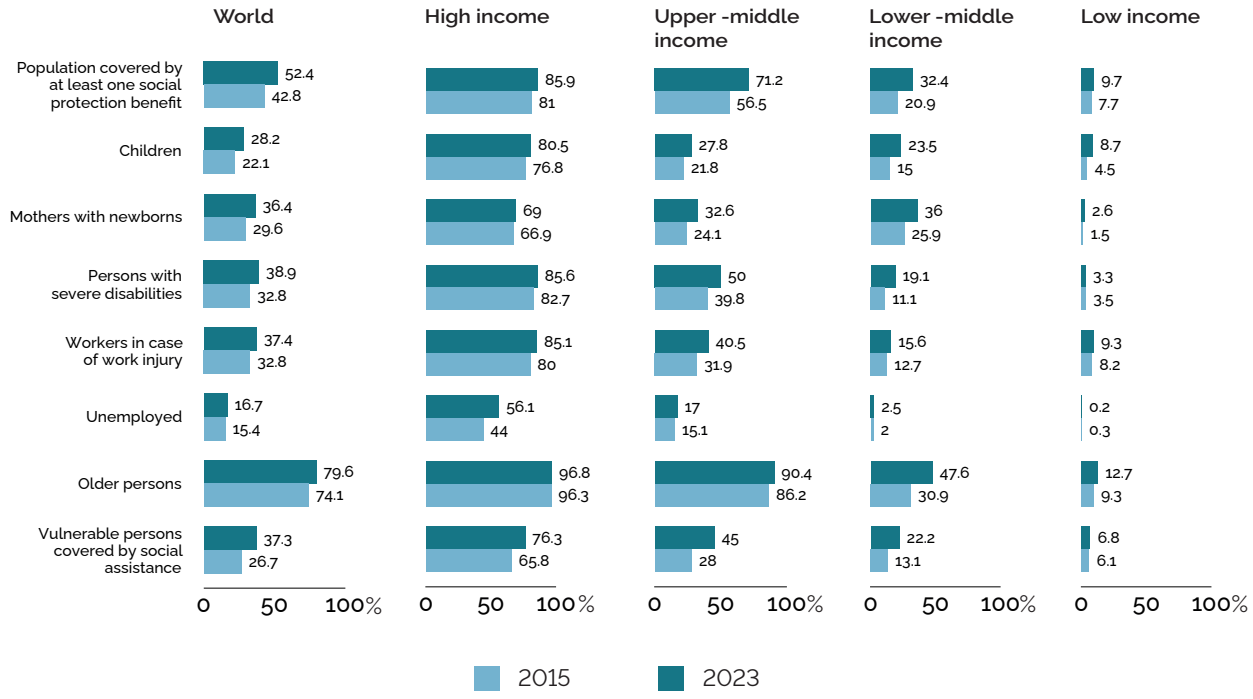

Source: International Labour Organization (ILO). (2024). *World Social Protection Report 2024–26: Universal Social Protection for Climate Action and a Just Transition*. Geneva.

[1] See "Definitions and Methodology."

Progress in coverage is underpinned by shifts toward system building approaches, moving away from fragmented programmes to institutionalized, increasingly domestically financed national systems. It is also supported by the ever-growing evidence of the role that social protection plays in preventing and reducing hunger and poverty, supporting access to education and health services, and thus improving investments to build human capital, supporting access to jobs and economic opportunities, and building resilience of the most vulnerable to shocks and crises.

Egypt

POLICY BASKET

Conditional cash transfer (CCT)

Unconditional cash transfer

Egypt raises domestic financing for social protection to EGP 55 billion

WHAT WAS DELIVERED

Egypt has announced a significant increase in funding for its Takaful and Karama social protection programme, raising its budget allocation to approximately EGP 55 billion for fiscal year 2025/2026. The programme currently serves 7.7 million families nationwide and is expected to expand coverage by a further 500,000 families during the same fiscal year.

HOW THIS ADVANCES EGYPT'S COMMITMENT – This expanded investment directly supports Egypt's Statement of Commitment to scale up the Takaful and Karama programme alongside its Social Insurance Pension, reinforcing the country's social safety net for those most in need.

Stronger delivery systems[2] have increased institutional capacities of social protection systems to respond to systemic shocks, as demonstrated during the COVID-19 response and again as a response to the food and inflation crises deriving from the conflicts in Ukraine and Iran (Gentilini *et al.*, 2022; Gentilini *et al.*, 2026). Over 1.3 billion people received shock-responsive cash transfers during recent crises, proving that where digital delivery tools exist, governments can deliver counter-cyclical support with unprecedented speed and scale. In particular, the last decade saw an expansion of dynamic social registries, national foundational digital identity systems, and government-to-person (G2P) digital payment ecosystems, which are core for delivery systems.


© FAO/Pedro Costa Gomes.


© FAO/Liga Nassandou.

[2] See "Definitions and Methodology."

Governments and partners are increasingly documenting good practices across programme design and implementation, toolkits are developed and disseminated, and social protection trainings have expanded, benefiting government and partners. Key initiatives include the Digital Converge Initiative, TRANSFORM, the ITC-ILO Social Security Academy and the World Bank Academy. Evidence of the impacts of social protection investments has been generated across the globe, with cash transfers now being one of the most researched policy instruments in development.

Liberia

POLICY BASKET

Unconditional cash transfer

Payment mechanisms

Liberia's cash transfers reach 16,586 households, exceeding its pledged target

WHAT WAS DELIVERED

In April 2025, Liberia enrolled over 7,000 households in Grand Bassa County into the REALISE Social Cash Transfer programme, providing quarterly mobile money transfers with a focus on female recipients. The programme has been shown, through an independent randomized controlled trial, to raise household income and keep children in school. By the first quarter of 2026, the Social Cash Transfer reached 16,586 households across four counties, Grand Bassa, River Gee, Rivercess, and Grand Kru, exceeding the pledged target of 16,000, with 79 per cent of recipients women and all transfers delivered through digital mobile money. The Government of Liberia's REALISE Project also provides conditional cash transfers for productive public works and to support food security more directly through communal farming.

HOW THIS ADVANCES LIBERIA'S COMMITMENT — This delivers on Liberia's 2030 Sprint commitment to improve, expand, and sustain the REALISE programme to benefit 16,000 households.

However, access to social protection remains characterized by profound inequalities. Both ILO and World Bank highlight significant coverage gaps. While high-income nations have achieved near-universal lifecycle coverage, 1.6 billion people in low- and lower-middle-income countries remain entirely excluded from any form of social protection or employment support. An additional 400 million people are covered by programmes where the transfer values are too low to meaningfully impact poverty or food insecurity. This total coverage gap is estimated between 2 billion and 3.8 billion people[3], disproportionately impacting informal workers, rural agricultural households, and women, acting as a structural bottleneck to achieving the 2030 SDGs.

The scale of the challenge is also evident in the economic inclusion landscape, which offers a proven solution to promoting micro-entrepreneurship and self-employment among poor and vulnerable people by combining income support, business capital, entrepreneurship and life skills training, coaching, and savings support. While the number of economic inclusion programmes has nearly doubled since 2021, they currently reach 70 million people, only 10 per cent of the 700 million people living in extreme poverty (Arévalo-Sánchez *et al.*, 2024).

[3] The magnitude of the gap depends on the definition and methodologies used to measure social protection coverage. The World Bank and ILO use different sources, definitions and methodologies.

China

POLICY BASKET

Training (vocational, life skills, cash for training, entrepreneurship)

Job placement/ intermediation

Public works, employment guarantee schemes and direct job creation including community development programmes

China launches vocational training initiative for more than 30 million workers

WHAT WAS DELIVERED

In July 2025, China's State Council launched a three-year Vocational Skills Upgrading Training Initiative (2025–2027) targeting more than 30 million workers, with dedicated focus on advanced manufacturing, the digital economy, and agriculture and rural revitalization. The initiative prioritizes migrant workers, unemployed youth, and rural residents, and introduces a new eight-level worker skills system that links vocational qualifications directly to wage progression—creating a structural mechanism to raise rural incomes and reduce economic vulnerability.

HOW THIS ADVANCES CHINA'S COMMITMENT — This initiative directly advances China's Statement of Commitment to the Alliance, which pledged to implement monitoring and assistance mechanisms to prevent rural residents from lapsing into extreme poverty and to continue rural revitalization through vocational training and employment support programmes. By mobilizing large-scale training with explicit allocations for agriculture and rural revitalization, targeting underserved groups, and embedding financial incentives through the qualification-to-wage linkage, the initiative delivers concretely on those commitments.

The World Bank, in partnership with the Global Alliance, is working to close this gap through initiatives such as the Jobs for the Poor (J4P) Impact Program. Launched in April 2025, J4P is a two-year learning initiative supporting 11 countries to scale economic inclusion programmes through coalitions for change, knowledge exchange, and technical assistance. The programme enables countries to improve coordination, build implementation capacity, and mobilize financing to overcome barriers to scale.

Social protection gaps are largest where it is needed most

The most entrenched deficits in social protection are increasingly concentrated in FCV-affected settings and the most climate vulnerable countries. When looking at social assistance as a proxy for coverage of the most vulnerable, coverage levels in FCV is nine to eleven percentage points lower than non-FCV contexts in low-income countries and middle-income countries (Okamura *et al.*, 2025). These statistics are an illustration of a social protection paradox – coverage is lowest where it is needed most (Figure 8) and where governments have the lowest institutional and financing capacity, and often higher constraints to deliver (Devereux, 2003). Social protection investments are essential in FCV contexts, which concentrate over half of the world's poor as well as seventy-five per cent of the most food insecure (World Bank, 2026d). There are also strong overlaps between fragility, conflict and violence, and high climate vulnerability – with 29 countries classified as both, making approaches that can strengthen resilience and tackle root causes of vulnerability even more important.

Figure 8. Two billion people in low- and middle-income countries remain uncovered or inadequately covered by social protection

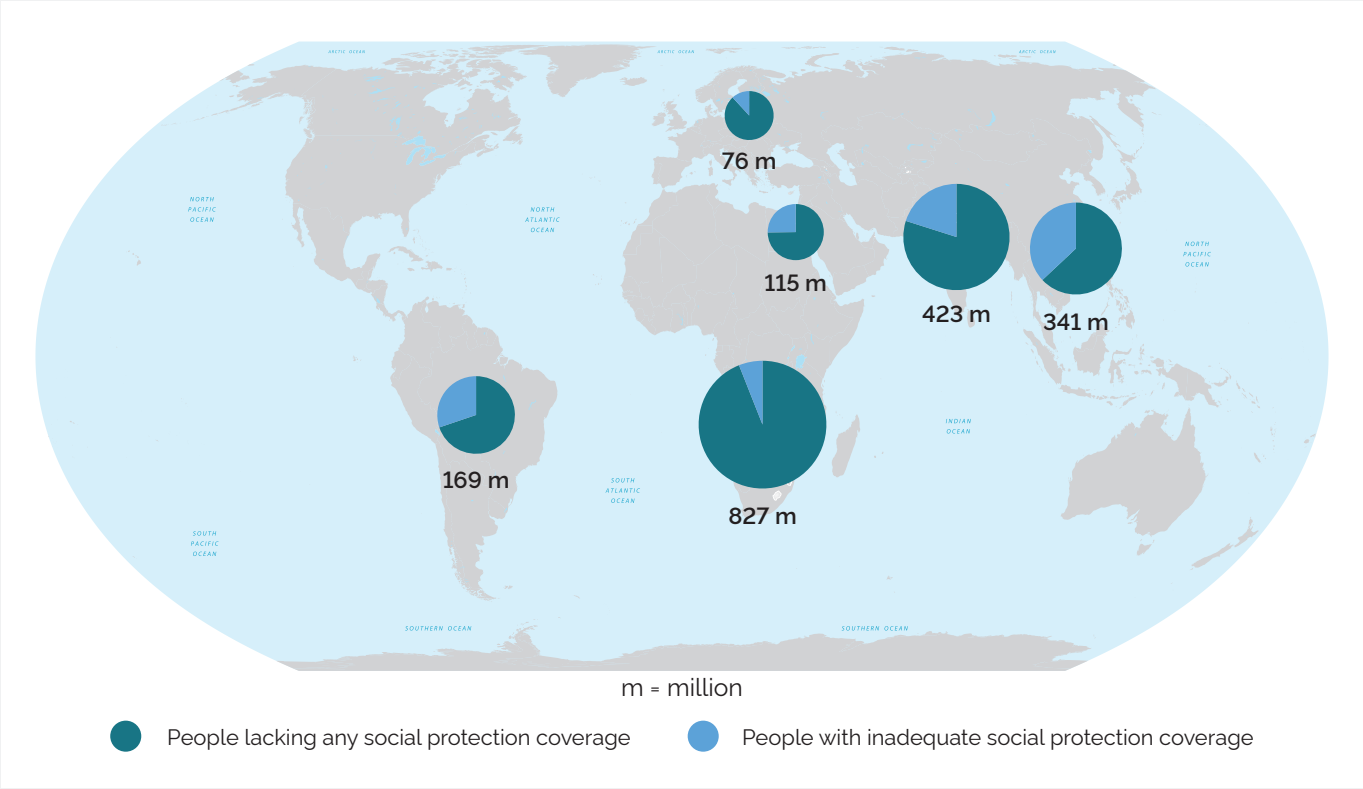

Notes: Refer to the disclaimer on page 2 for the names and boundaries used in this map.
Source: World Bank. 2025. *State of Social Protection Report 2025: The 2-Billion-Person Challenge*. Washington, DC.

Domestic financing, which is the major source of social protection financing in middle-income countries, is significantly lower in FCV contexts across income groups. FCV and low-income countries are competing for a rapidly shrinking pie of global aid while debt-servicing actively crowds out domestic social spending. Domestic resource mobilization, including increasing the tax-basis through progressive tax regimes, mobilizing external financing, and willingness to invest resources into social protection systems are key. Additionally, improving spending efficiency, including by strengthening administrative processes and rationalizing programmes can be a complementary strategy.

While gradually increasing the share of domestic financing is the key to sustainable social protection systems, these efforts still require strong engagement from external actors to bridge the financing gap. Despite the critical role that external financing plays in social protection in many FCV and low-income countries, it is largely insufficient. In Low-Income Countries, the financing gap is estimated at around **USD 322.8 billion annually** to bridge coverage gaps (Swithern *et al.*, 2025). For instance, in 2023, only **3.4 per cent** of official development assistance in FCV contexts went to social protection. The 23 per cent record fall in ODA levels in 2025 is especially concerning for social protection financing, unless social protection is adequately **prioritized** and fragmentation of development financing can be addressed.

Somalia

DEVELOPMENT PARTNERS

World Bank Group

POLICY BASKET

Unconditional cash transfer

Emergency cash transfers

Conditional cash transfer (CCT)

Integrated programmes for economic inclusion

Digital transformation of social protection information systems

Somalia extends safety-net coverage to previously underserved regions

WHAT WAS DELIVERED

Somalia officially launched Phase 2 of the Baxnaano national safety net programme on 17 May 2025 in Mogadishu, extending coverage to families affected by climate shocks, displacement, and economic instability in previously underserved regions. The rollout prioritised improved digital delivery systems, enhanced community engagement, and stronger local institutions, building on a programme that has supported over 4 million Somalis with cash transfers since its inception.

Building directly on this expansion, the World Bank Board approved the USD 112 million BOOST-You project on 28 October 2025, providing the financing infrastructure to further scale Baxnaano. BOOST-You will benefit approximately 738,000 additional Somalis (123,000 households) through regular and emergency cash transfers, youth employment support, and conditional cash transfers linked to health and education outcomes. The project targets 28,000 jobs for youth — including 16,800 for women — by 2029, funded by IDA (USD 100 million), the Somalia Multi-Partner Fund (USD 10 million), and the Global Shield Financing Facility (USD 2 million).

HOW THIS ADVANCES SOMALIA'S COMMITMENT — Together, these actions deliver on Somalia's Statement of Commitment to implement, improve, and scale up the Baxnaano National Safety Net Programme. Phase 2 advances the geographic expansion and digital payment infrastructure pledged under that commitment, while BOOST-You simultaneously funds all three committed cash transfer modalities — unconditional, emergency, and conditional — at scale, indirectly supporting the Cash Transfers Sprint.

Closing the coverage gap also depends on tapping into and achieving convergence with humanitarian and climate financing, in line with the Compromiso de Sevilla from the Fourth International Conference on Financing for Development.

Considering the relevance of social protection for climate action, and the interlinkages between poverty, food insecurity and climate change and climate-driven disasters, aligning climate financing with social protection is key but remains theoretical. Recent estimates found that only **USD 186 million** of climate financing was committed to social protection out of USD 22 billion climate adaptation financing (Watkins *et al.*, 2025). In addition to climate funds, there are untapped opportunities to leverage innovative climate finance, such as sustainable and impact bonds, debt for nature/for climate swaps, to mobilize additional financing for social protection (Cooke *et al.*, 2025).

Raising our collective ambition: closing the coverage gap

To meet the immense scale of the global need and directly support initiatives like the Global Alliance, the WBG operationalized the **SP500** target. This is a binding corporate commitment to expand high-quality social protection and employment support to **500 million people, including 250 million women and girls, by 2030**.

The SP500 framework shifts the institutional focus from tracking financial input (dollars dispersed) to measuring how investments translate into increases in the number of people benefitting from social protection coverage. As of June 2026, the SP500 initiative has reached a critical milestone, successfully delivering verifiable support to **234 million people**, representing 47 per cent of the overall 2030 goal (World Bank, 2026e).

Similarly, the ILO Flagship Programme on Building Social Protection Floors for All, between 2021 and 2025 impacted more than 84 million people worldwide who enjoy greater legal and effective coverage and increased adequacy or comprehensiveness of social protection benefits. Due to budget cuts, the ambition for the next phase 2026-30 has been scaled down but the Programme still aims to impact another 60 million people (ILO, 2026a; ILO, 2026b).

The depth of the social protection coverage and adequacy gap requires stronger mobilization and coordination and raising the collective ambition.

Closing the gap requires strong political leadership, development financing and truly joined-up action. External financing must converge in complementing domestic investments. MDBs, bilateral donors, and philanthropic organizations need to abandon fragmented, siloed funding. Instead, they must align behind national objectives and strategies, providing consistent and coordinated financing and technical assistance to expand social protection coverage. Part of the challenge is realizing more effective domestic resource mobilization, particularly through the politically complex but necessary reform of regressive fossil fuel subsidies, redirecting those fiscal savings directly into progressive social protection expansion.

2.4 Resilient small-scale agriculture support, water access and other solutions

Two years into the Global Alliance, resilient small-scale agriculture has become one of the clearest areas in which SDG 1 and 2 are advanced together. Small-scale producers are among the most exposed to shocks as well as important providers of food and rural livelihoods. This section reviews the global resilience picture, sets out the entry points through which resilience is being built for small-scale agriculture, and describes the broader strategic advances, highlighting where Alliance members have taken concrete steps and how instruments in the Alliance's Policy Basket are turning evidence into results.

Latest resilience global data

Progress towards agrifood-system resilience remains uneven and, on most measures, too slow. Drawing on the resilience indicators introduced in The State of Food and Agriculture 2021 (FAO, 2021) and updated by Carducci *et al.* (2026), the number of countries on track to meet the 2030 resilience target is low for nearly every indicator (Figure 9). The exception is mobile-phone coverage, where connectivity has expanded rapidly. An updated reading of the Dietary Sourcing Flexibility Index (DSFI), a resilience measure of a country's capacity to source food from diverse origins, points to the same persistent vulnerability.

Figure 9. Number of countries meeting the Resilience global target by 2030

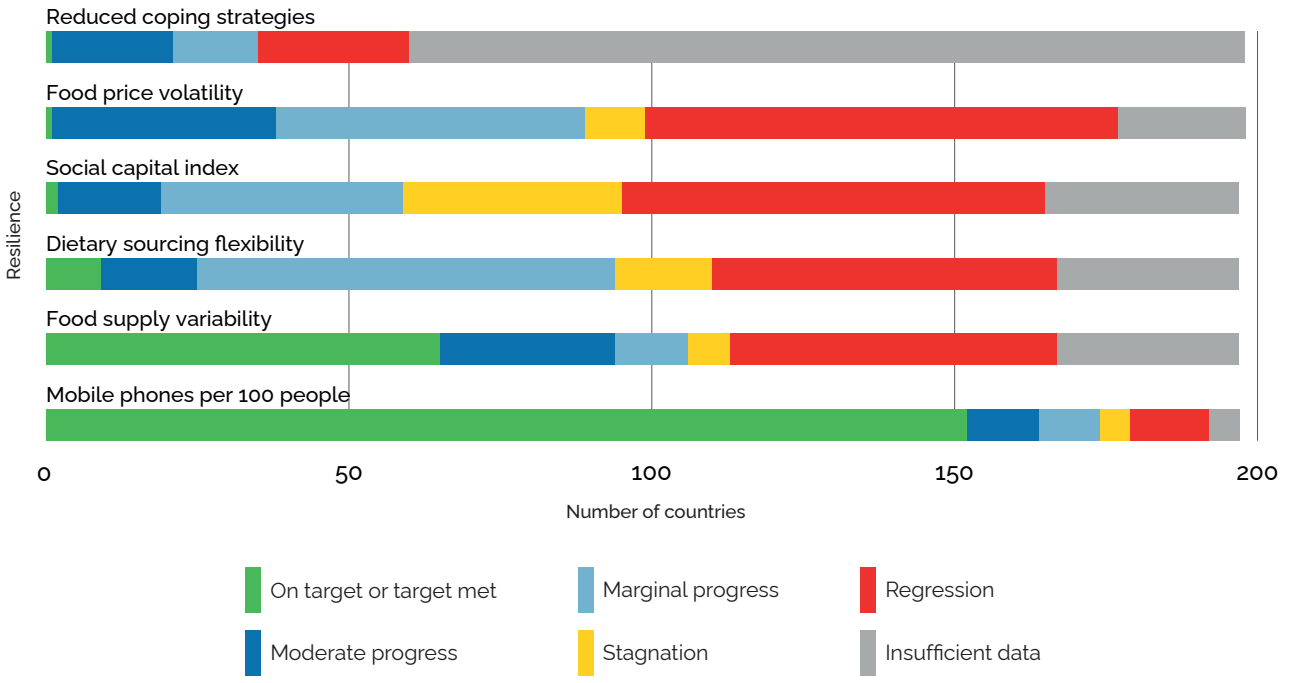

Source: Carducci, B. ***et al.*** 2026. *Food systems performance evaluated against targets and benchmarks reveals urgent gaps and a path to 2050.* Nature Food, 7(8): 802–812. https://doi.org/10.1038/s43016-026-01379-0

The backdrop is one of intensifying shocks. FAO estimated that catastrophes destroyed about USD 3.26 trillion of agricultural output between 1991 and 2023, with agriculture absorbing roughly 23 per cent of the total damage and loss caused by disasters across all sectors; smallholder farming under rain-fed conditions bear the brunt (FAO, 2025a).



The progress of the connectivity indicator is nonetheless an opening. Digital coverage now underpins the mobile payments, early-warning messages and advisory services that several members are using to reach remote producers. The Alliance's two-year record indicates that, where proven instruments are deployed at scale, resilience outcomes do move.

India

POLICY BASKET

Inclusive value addition and processing

Pro-poor access to agricultural inputs, and climate resilient technologies

Access to irrigation

Multilevel governance

India launches six-year farm scheme projected to benefit 17 million farmers

WHAT WAS DELIVERED

In July 2025, the Government of India's Union Cabinet approved the Prime Minister Dhan-Dhaanya Krishi Yojana for six years beginning 2025-26, covering 100 districts, the first scheme of its kind focusing exclusively on agriculture and allied sectors, and implemented through the convergence of 36 existing schemes across 11 Departments alongside state schemes and private-sector partnerships. The scheme aims to enhance agricultural productivity, increase crop diversification and sustainable practices, augment post-harvest storage at panchayat and block levels, improve irrigation and facilitate long-term and short-term credit, with progress monitored against 117 key performance indicators through a monthly dashboard and district plans reviewed by NITI Aayog. With an annual outlay of USD 2.5 billion, the scheme is projected to benefit 17 million farmers directly, and it was subsequently launched on 11 October 2025 with all 100 districts notified.

HOW THIS ADVANCES INDIA'S COMMITMENT – This is in line with India's Statement of Commitment to make its best efforts to implement, improve, and/or scale-up the implementation of policy instruments and programmes from among those contained in the Global Alliance's Policy Basket in India's national context, together with the commitment to observe good practices throughout the implementation of such policy instruments and programmes, including maintaining effective governance and providing for appropriate monitoring and evaluation.

Small-scale producers at the centre of resilient agrifood systems

Small-scale producers are central to the transition towards more inclusive, sustainable and resilient agrifood systems. Their importance goes beyond their contribution to agricultural production: small-scale production is closely linked to rural livelihoods, food security and nutrition, local economies, and the sustainable management of natural resources and biodiversity (Lowder *et al.*, 2025; Ricciardi *et al.*, 2021). An estimated 3.8 billion people live in households whose livelihoods are linked, at least in part, to agrifood systems, and most of them are small-scale primary producers (Davis *et al.*, 2023). The nearly 500 million farms operating on less than 2 hectares represent around 85 per cent of farms worldwide (FAO, 2025c) and provide income and food security for a large share of vulnerable rural populations, particularly in developing economies (Arslan *et al.*, 2025).

The role of small-scale producers extends beyond the farm gate. Smallholder households commonly diversify their livelihoods rather than relying exclusively on agricultural production, combining farming with wage employment and other sources of income (Lowder *et al.*, 2025). Small-scale farming sustains

rural employment, household and community food security and nutrition, ecosystem services and the wider social fabric of rural life. More broadly, the economic and social functions of small-scale production contribute to local economic development and the wider social cohesion of rural territories (Lowder *et al.*, 2025).

Strengthening resilience therefore requires action at farm, household, community and territorial levels. Diversity in production, livelihoods, markets, supply chains and the actors involved can provide multiple pathways for absorbing and adapting to shocks, while producer organizations and small- and medium-sized agrifood enterprises can strengthen access to markets, services, and knowledge (FAO, 2021). At household level, even a small landholding can provide a food safety net, while education, non-farm employment and social protection, including cash transfers, can help low-income rural households diversify their livelihoods and cope with shocks (FAO, 2021). At community and landscape level, diversified small-scale farming systems can contribute to ecosystem services, including carbon storage and the conservation of genetic diversity, while potentially generating productivity and resilience benefits compared with more homogeneous production systems (Lowder *et al.*, 2025).

Nigeria

DEVELOPMENT PARTNERS

African Development Bank

POLICY BASKET

Pro-poor access to agricultural inputs, and climate resilient technologies

Inclusive credit, insurance and financial services

Promote inclusive access to agricultural markets

Nigeria's agricultural programme supporting inputs and climate-smart farming financed by AfDB

WHAT WAS DELIVERED

Nigeria's Phase 2 of the National Agricultural Growth Scheme — Agro-Pocket (NAGS-AP) — mobilises USD 200 million over four years, with implementation beginning in March 2026. The programme supports distribution of quality seeds and fertilisers through more than 600 agro-dealers, crop insurance, digital and climate-smart farming technology, and strengthened agricultural extension and data management systems for smallholder farmers. Building on Phase 1's reach of 650,000 farmers, Phase 2 targets a fivefold increase in wheat production and a 20 per cent boost in rice output to reduce Nigeria's food import burden.

HOW THIS ADVANCES AFDB'S COMMITMENT — This investment is financed through an African Development Bank (AfDB) loan, directly operationalising AfDB's Statement of Commitment to the Global Alliance, which pledges to enhance investment in agriculture and improve access to markets, finance, and technology for smallholder farmers and rural communities. The loan delivers on those commitments by supplying quality inputs through an agro-dealer network, deploying digital and climate-smart farming tools, and strengthening agricultural extension services.

Small-scale producers need an enabling policy and institutional environment. Support needs to address the multiple and interconnected constraints that shape their capacity to invest, innovate, manage risks and sustainably use natural resources. This calls for coherent, integrated and context-specific policies that recognize the diversity of production systems, farm sizes, livelihood strategies and territories in which small-scale producers operate while securing legitimate tenure rights. Linking agricultural policies with environmental, social protection, rural development and territorial policies

can help strengthen resilience and generate wider benefits for food security, employment, ecosystem services and poverty reduction. Supporting small-scale producers is therefore not only a matter of reducing their vulnerability, but also of enabling their contribution to a more inclusive, sustainable and resilient transformation of agrifood systems.



Resilience entry points and steps forward

Building resilience in agrifood systems, including for small-scale agriculture, requires leveraging different entry points whose effectiveness is influenced by a range of contextual factors (FAO, 2021). Transparent and collaborative risk-monitoring systems play a crucial role in identifying emerging threats, informing decision-making, and enabling proactive responses. A key step in this direction was the launch of the FAO Situation Room and Integrated Risk Monitor System in 2025, a science- and data-driven platform that provides real-time monitoring and forecasting of multiple hazard categories, including earthquakes, droughts, floods, storms, and conflicts. The platform supports evidence-based decision-making, anticipatory action, and knowledge sharing to strengthen resilience across agrifood systems.

Somalia's commitment to the Global Alliance's mission and principles of delivering lasting solutions to poverty and hunger offers an opportunity to enhance risk monitoring and early warning systems to support anticipatory action and strengthen resilience. Consistent with the Policy Basket instruments on integrated programmes for climate and shock resilience, these systems can support proactive interventions that strengthen resilience before crises escalate. In 2024, early warning information was used by FAO to provide anticipatory cash transfers to more than 2,000 households in Somalia before peak drought conditions. The intervention improved food security, protected livelihoods, increased savings, reduced displacement, and strengthened resilience to climate shocks. Transfers delivered ahead of the crisis were also found to be particularly effective in preventing livestock losses,

demonstrating the benefits of timely, forward-looking investments that allow vulnerable households to act before shocks strike (FAO, 2025a). Similar results have been recently observed in Bangladesh, where anticipatory cash transfers provided ahead of floods reduced asset losses and produced welfare gains that persisted months after the shock (Pople *et al.*, 2026).

Access to inclusive credit, insurance, and financial services, as promoted through the Global Alliance's Policy Basket, is an important enabler of resilience in small-scale agriculture, especially when targeting the most vulnerable (FAO, 2021). As example, the Index-Based Livestock Insurance in Kenya and Ethiopia pays herders on satellite-detected forage scarcity and has been adopted in Kenya's government Livestock Insurance Programme (Banerjee *et al.*, 2019), while Mexico's tripartite smallholder insurance extends cover to farmers against floods and droughts (UNDP, 2023). WFP and Oxfam's R4 Rural Resilience Initiative, which bundles insurance with savings and asset creation, had reached about 550,000 households and families across 18 countries by 2023 (WFP, 2023). Another example is Brazil's Programa Nacional de Fortalecimento da Agricultura Familiar (PRONAF), whose Agroecologia component expands access to credit for small-scale farmers and supports investments in diversified production systems, an important pathway for enhancing resilience (Benni *et al.*, 2025).

Brazil

POLICY BASKET

Institutional markets, including public procurement and pro-poor food pricing

Integrated programmes for climate and shock resilience

Food transfer or subsidized food (food distribution programmes)

Emergency food transfer/ supply, including humanitarian

Brazil announces BRL 1.3 billion plan to strengthen resilience ahead of El Niño

WHAT WAS DELIVERED

In July 2026, the Brazilian government announced a BRL 1.3 billion (approximately USD 255 million) package to prepare for a forecast El Niño episode in 2026 and 2027. Coordinated through a new El Niño Situation Room spanning 24 ministries and agencies, the package prioritizes food security, with BRL 850 million allocated to purchase 310,000 tonnes of rice and further resources for purchase and distribution of 350,000 food baskets, maize for livestock, alongside wildfire prevention, climate and river monitoring, and reinforced health services in the most exposed regions. It also channels BRL 13 million through the Food Acquisition Programme (PAA) to support smallholder farmers in the North and further reinforce food security supplies.

HOW THIS ADVANCES BRAZIL'S COMMITMENT – This package operationalizes the resilient small-scale agriculture and shock-responsive social protection instruments in the Alliance's Policy Basket, instruments central to Brazil's own Statement of Commitment as the Alliance's founding member. By pairing food-stock purchases from family farmers through the PAA with wildfire, water and health preparedness, the plan reflects the whole-of-government, anticipatory approach the Alliance promotes and is closely aligned with Brazil's 2030 Sprint commitments for smallholder and family farming.

International financial institutions are also directing more of their resources to the first mile of food systems. IFAD, which aims to double its impact by 2030, has set its current replenishment cycle (2025–2027) a target of 101 million rural people experiencing positive economic mobility, more than double

the 49 million recorded in 2022–2024 (IFAD, n.d.; IFAD, 2026a). In October 2025, IFAD pledged to reach at least 70 million small-scale producers by 2030 as part of the WBG's AgriConnect initiative, and has since joined country AgriConnect compacts in Guinea, Djibouti and Nigeria. In September 2026, it signed a co-financing framework with the IDB to scale up joint investment in rural development across Latin America and the Caribbean (IFAD, 2025; IFAD, 2026b).

Strengthening extension and rural advisory services is listed as a key policy instrument of the Alliance, particularly by improving the connectivity dimension of resilience that enables households and communities to access information, services and opportunities. Increasingly, access to information and communication technologies (ICTs) is recognized as a critical pathway for enhancing the resilience of small-scale producers and vulnerable households by improving their ability to anticipate, manage, and respond to risks and uncertainty (FAO, 2021). Notable examples include Digital Green's video model in Ethiopia, which increased extension access and adoption of promoted practices, while operating at substantially lower cost (Abate *et al.*, 2023).

Improving access to productive assets and diversifying income sources are key entry points for strengthening household resilience and improving risk management capacities (FAO, 2021). In line with the Policy Basket instrument on integrated programmes for economic inclusion, interventions that combine productive assets with training, coaching, social protection in the context of cash transfers and savings support have been shown to facilitate the transition of poor households towards more diversified livelihoods. Evidence from BRAC's model (combining the transfer of a productive asset with consumption support, training, and coaching plus savings encouragement and health education) points to sustained income gains across six countries (Banerjee *et al.*, 2015). An important consideration is the persistence of impacts over time of this type of interventions. Evidence from India shows that targeting the ultra-poor with "big push" intervention generated sustained improvements in the well-being of the poorest households, with positive effects still evident ten years after the initial asset transfer (Banerjee *et al.*, 2021).

The importance of policy coherence and integrated approaches

Building the resilience of family farmers and the diverse small-scale producers they encompass requires more than isolated projects or stand-alone agricultural measures. Agriculture, land tenure, social protection, climate adaptation, water governance, finance and rural development policies each address part of the challenge, but their impact depends on how well they are linked. Coherent policy frameworks can help ensure that support is not fragmented across separate programmes, institutions or levels of government, but instead contributes to shared objectives for food security, poverty reduction, climate resilience and rural development.

Avoiding fragmentation requires policy instruments to be designed and delivered as part of a connected support system, rather than as separate responses to individual constraints. Measures that strengthen production, for example, are more likely to support resilience when producers can also access water, finance, markets and advisory services. Social protection can reduce immediate vulnerability, but its longer-term contribution is stronger when linked to productive inclusion and decent rural livelihood opportunities. Climate adaptation measures likewise depend on local institutions, investment planning and services that help producers anticipate, absorb and recover from shocks.

Food and Agriculture Organization of the United Nations (FAO)

DEVELOPMENT PARTNERS

African Development Bank Group (AfDB)

POLICY BASKET

Farmer registry

Pro-poor access to agricultural inputs and climate resilient technologies

FAO expands Zimbabwe's digital registry towards 36,588 farmers

WHAT WAS DELIVERED

FAO announced on 30 October 2025, the expansion of its digital farmer registry in Zimbabwe, targeting the registration of 36,588 farmers across 12 districts and four provinces during the 2025/26 cropping season through the IDEA (Identification, Delivery, and Empowerment Application) system. Funded by the African Development Bank through the Zimbabwe Emergency Food Production Facility, the system supports improved delivery of seeds and fertilizers to 180,000 total beneficiaries, with 40 per cent of recipients targeted to be women. FAO trained 176 Agricultural Business Advisory Officers in October 2025 to operationalise the roll-out; 14,915 farmers had already been registered at the time of the announcement.

HOW THIS ADVANCES FAO'S COMMITMENT – This initiative jointly operationalises two Alliance commitments. FAO's Statement of Commitment pledges to support member governments in implementing and scaling farmer registry systems as a core instrument of the Smallholder and Family Farming Sprint, improving the targeting and delivery of agricultural inputs to smallholders. The African Development Bank's SoC commits to financing agricultural transformation across Africa — of which the Zimbabwe Emergency Food Production Facility is a direct expression — providing the financing envelope within which FAO deploys the IDEA system at scale. Together, the two commitments are being realised through a single, coordinated country-level delivery.

These connections can improve the effectiveness and efficiency of policies and programmes by helping related measures reinforce one another and make better use of available resources. They also create the conditions for promising approaches to move beyond isolated programmes, by making them easier to coordinate, sustain, adapt and, where appropriate, expand.

Turning coherence into better results also requires effective links between national priorities and territorial delivery. Policies need to reflect local realities, institutions and the priorities of family farmers' organizations, while local experience and data should inform national planning, financing and monitoring. Registries, disaggregated data and interoperable information systems can support this by helping governments identify who is being reached, understand differentiated needs, target support more effectively and track whether programmes are reducing vulnerability over time.

The experience of the UN Decade of Family Farming (UNDFF) provides an example of how these efforts can connect with and reinforce those of the Global Alliance. While the UNDFF has driven 50 countries in developing integrated policy frameworks, action plans and coordination mechanisms for family farming, the Global Alliance offers a complementary platform to translate these priorities into concrete policy measures and investments. Recent advances in countries participating in the Global Alliance illustrate how these two processes can reinforce each other, including by building on measures that correspond to instruments included in the Alliance's Policy Basket.

Spain

POLICY BASKET

Promoting short value chains

Promote inclusive access to agricultural markets

Pro-poor access to agricultural inputs, and climate resilient technologies

Spain allocates EUR 2.4 billion to irrigation through 2027 under its National Food Strategy

WHAT WAS DELIVERED

In February 2025, Spain announced a comprehensive National Food Strategy, with President Sánchez committing to advance a new Family Farming Law during the current legislative term to support over 900,000 family farms — described as the main raison d'être of the legislation. The strategy allocates EUR 2.4 billion through 2027 for efficient irrigation infrastructure, organised around six strategic pillars: food security, sustainability, rural and coastal regions, healthy eating, innovation, and consumer empowerment. Spain also reaffirmed its commitment to defending farmers and cooperatives in international trade contexts.

HOW THIS ADVANCES SPAIN'S COMMITMENT — This announcement directly delivers on Spain's Statement of Commitment to the Alliance, which pledges to renew its Development Cooperation Strategy in 2025 with smallholder farmers and family farming at its core, and to promote a gender-transformative Family Farming Law as part of its strategic role in food systems. The February 2025 declaration represents Spain's highest-level political commitment to both the Law and the broader National Food Strategy, fulfilling the SoC pledge and reinforcing Spain's 2030 Sprint commitments.

Recent policy developments in Senegal illustrate concrete progress in translating the country's Global Alliance commitments into more coherent support for family farmers. In 2025, Senegal validated its National Action Plan for Family Farming through an inclusive and participatory process involving national consultations, technical retreats and multi-actor dialogues. The Plan is aligned with broader national priorities, including Senegal 2050, the Strategic Plan for Food Sovereignty and the revised Law on Agro-Sylvo-Pastoral Orientation. Its strategic priorities bring together land and resource security, water management and climate adaptation, appropriate mechanization and seed systems, and inclusive finance and value-chain development.

The Dominican Republic provides another example of progress in translating Global Alliance and UNDFF commitments into integrated measures supporting family farmers and vulnerable rural households. Through the Supérate programme, family farming is being linked to economic inclusion through productive support, technical training, access to finance and improved connections to markets. A dedicated financing line has been established with the Agricultural Bank, while 24 production centres have been developed in collaboration with FAO, and support has been provided for agroecological production and its marketing through institutional and local markets. Further policy development is also under way to strengthen institutional public procurement from family farmers.

2.5 School meals, childhood nutrition and maternal support

School meals at a global turning point

A globally scaled social protection instrument

School meal programmes constitute the most widely used social safety net in the world. Almost every country has a school meals programme, and according to The State of School Feeding Worldwide 2024, at least 466 million children receive school meals across 174 countries. This represents an increase of 80 million children, or 20 per cent, over the previous four years. The expansion has been accompanied by a substantial increase in financing: global investment in school meals has risen from USD 43 billion to USD 84 billion. Around 99 per cent of this financing now comes from domestic budgets, confirming a shift in how school meals are perceived: from externally supported programmes towards nationally owned policy instruments that contribute to development across income levels and contexts.

This trajectory also reflects a shift in the role attributed to school meals. Once predominantly viewed as donor-supported interventions to address immediate hunger, school meals are increasingly recognized as a government-led policy instrument that can simultaneously advance education, nutrition, health, social protection, agriculture and local economic development.

A parallel mobilization of political commitment

This expansion has coincided with a marked change in the political architecture surrounding school meals. In September 2021, at the United Nations Food Systems Summit, 46 governments established the SMC, a government-led mechanism founded on a shared commitment that every child should have access to a healthy, nutritious meal at school by 2030. Hosted by WFP, the Coalition has since grown to 113 member States, working alongside six regional bodies and more than 160 partners. It provides a platform through which governments exchange experience, mobilize political and financial support, and access coordinated technical and evidence-based assistance.


© FAO/Helen Lugada.


© FAO/Pep Bonet/NOOR.

The momentum built through the Coalition has increasingly translated into broader recognition of school meals as a policy instrument for tackling hunger, poverty and inequality. The Alliance created a broader political and financing architecture around the fight against hunger and poverty, with school meals recognized as one of the practical policy levers through which countries can deliver against these goals. On the same occasion, twelve governments launched the 2030 School Meals Sprint, undertaking to reach 150 million children in low-income and lower-middle-income countries by 2030, with accompanying pledges from MDBs and philanthropic institutions.

The sections that follow set out what that expansion has delivered, and the mechanisms now supporting governments to sustain it.

Expansion is accelerating where needs are greatest

The largest scale-up has occurred in countries where needs are greatest. Over the past two years, the number of children receiving school meals in low-income countries increased by 60 per cent. Africa has made particularly strong progress, accounting for approximately 20 million of the additional children reached globally. In countries including Ethiopia, Kenya, Madagascar and Rwanda, programme coverage has expanded between 1.5- and 6-fold over the same period.

Yet progress remains uneven. In low-income countries, only 27 per cent of children are reached by school meal programmes, compared with almost 80 per cent in high-income countries. Continued commitments and investment from governments and support from partners are therefore essential to ensure that every child can access a nutritious meal at school.

At the same time, countries across all income groups are moving to institutionalize their programmes. Some 107 countries now report having a national school meals policy, with lower-middle-income countries recording the largest increase (WFP, 2024). The combination of expanding coverage, stronger policy frameworks and increased domestic financing provides grounds for expecting the positive trajectory of recent years to continue and potentially accelerate as more countries pursue universal coverage.

School meals are an investment in human capital

The case for school meals extends well beyond the provision of food. A growing body of evidence demonstrates that school meals can generate benefits across education, nutrition and health, social protection and agriculture, when designed with such objectives in mind and in line with contextual needs and feasibility. Estimates suggest that every USD 1 invested in school meals can generate economic benefits of between USD 7 and USD 35 across these sectors. At the same time, these estimates rely on assumptions around key inputs. As such, returns may differ depending on the specific country and region (Verguet, 2020).

School meals can contribute to education, both by helping children attend school and by supporting their ability to learn. While the effects of school meals depend on the contexts, including education baselines, school meals are generally associated with improvements in at least some facets of education. For example, the most recent Cochrane review of school meal programmes showed that such programmes in low- and middle-income countries can lead to increases in math scores, school enrolment and fluid intelligence test scores, while they may have little to no effect on other education outcomes (Kristjansson, 2025). Additionally, a multi-country analysis of education policies

and interventions using the unified metrics of learning-adjusted years of school estimates that an investment of USD 100 per child in school meals can add up to half a year of quality schooling (Angrist *et al.*, 2025).

African Union

DEVELOPMENT PARTNERS

African Union Development Agency (AUDA-NEPAD)

POLICY BASKET

School meals programmes;

Institutional markets, including public procurement and pro-poor food pricing

African Union member states expand school feeding to 87 million children with mostly domestic financing

WHAT WAS DELIVERED

At the 11th African Development and Social Forum (ADSF), Member States reported significant progress in expanding school feeding programmes, collectively increasing coverage from 66 million to 87 million children, with more than 70 per cent of programmes financed through domestic resources. This milestone reflects growing national ownership and the institutionalization of sustainable social protection systems. Member States renewed their commitment to Home-Grown School Feeding (HGSF) as a transformative model that simultaneously improves child nutrition, health and educational outcomes while stimulating local agricultural production and creating predictable markets for smallholder farmers. By strengthening local food value chains, generating rural employment and increasing household incomes, HGSF demonstrates how social protection programmes can become powerful drivers of local economic development and resilience against food price volatility and climate shocks.

HOW THIS ADVANCES AFRICAN UNION'S COMMITMENT – These results reflect delivery aligned with commitments to promote social protection programmes including school feeding and food assistance — as set out in the Statements of Commitment of the African Union and AUDA-NEPAD respectively.

School meals can also improve food security, health and nutrition. Among low- and middle-income countries, the Cochrane review finds that school meals are likely to contribute to a slight increase in height-for age z-score and weight-for-age z-score, which are indicators of growth and development (Kristjansson, 2025). Country-level studies suggest congruent results. In The Gambia, for example, a randomized controlled trial found that school meals increased the share of children reporting acceptable food security by 12 per cent and the share reporting above-median dietary diversity by 22 per cent. These results were driven by large, positive impacts on girls, who experienced an increase in perceived secure food security of 15 per cent and an increase in dietary diversity of 29 per cent. The proportion of children reporting moderate, moderately severe or severe depression also decreased by 13 per cent (Barro, 2025).

Ensuring that these programmes achieve their intended nutrition outcomes requires attention to what children are served. Responding to governments' demand for practical guidance, FAO, in partnership with WFP through a project supported by the German Federal Ministry of Food and Agriculture, has developed a detailed methodology and guidance package to support countries in developing context-specific and feasible nutrition guidelines and standards for school meals.

South Africa

POLICY BASKET

School meals programmes

South Africa funds daily school meals for more than 9.9 million learners

WHAT WAS DELIVERED

South Africa's 2026/27 budget sustains and modestly increases funding for the National School Nutrition Programme (NSNP), with a 4.5 per cent above-inflation medium-term allocation increase supporting daily meals for more than 9.9 million learners across nearly 20,000 schools. The per-child daily subsidy of ZAR 24—introduced in 2025/26 to align with food price inflation—is maintained. In addition, ZAR 12.8 billion is allocated over three years to expand Early Childhood Development feeding schemes, extending nutritious meals to a further 300,000 younger children.

HOW THIS ADVANCES SOUTH AFRICA'S COMMITMENT – These allocations directly advance South Africa's Statement of Commitment to the Alliance, which pledged to implement, scale up, and improve the national school feeding programme to reduce hunger and nutrient deficiencies for more than 9.6 million children. The 2026/27 budget exceeds that coverage threshold and ensures the programme's nutritional mandate is sustained and extended to younger age groups.

Benefits extend to households, women and local economies

The value of school meals can extend beyond the individual child. National value-for-money studies across multiple countries have estimated that school meals can represent a significant transfer to households, equivalent to as much as 10–20 per cent of annual food expenditure among the poorest households. During major shocks, including COVID-19 lockdowns and the global food price surge, school meal programmes also provided critical protection by maintaining access to food and offering families a reliable coping mechanism (WFP, 2024).

School meals can generate economic opportunities as well. In Jordan, an impact evaluation found that the individual income of women workers more than tripled when they were offered employment producing healthy meals for the National School Meal Programme. Household income increased by one-third, alongside improvements in women's life satisfaction and men's attitudes towards gender norms (Heirman, 2024).

Evidence on the benefits of school meals to local economies is still an emerging area of research with differing results. However, in some contexts and depending on the programme design, the economic benefits can extend to local producers. In Burundi, an impact evaluation found that for nine of 12 cooperatives studied, almost all revenue appeared to come from sales to schools (Atekou, 2024). In Kenya, a local economy-wide impact evaluation model goes beyond transfers to estimate that every dollar invested in the Home-Grown School Meals Programme generates an inflation-adjusted income multiplier of 2.26 dollars, with most benefits accruing to businesses, farms and nearby households (Gupta, 2025).

School meals can help transform food systems

These effects point to a broader role for school meals in transforming food systems. Two complementary sets of policies are particularly important. The first concerns changes within school meal programmes themselves, including menus, energy used for cooking, food waste reduction and action-oriented, meaningful education about food. The second concerns demand-driven and planet-friendly procurement policies that create markets for local producers, promote agroecological farming practices and contribute to more sustainable food systems (Pastorino *et al.*, 2023).

School meals can therefore operate not only as a social protection and human capital intervention, but also as a platform through which governments shape food demand, support local economies and advance more sustainable food systems.

A favourable policy environment for further expansion

The conditions that have enabled the recent expansion of school meals have, in several respects, strengthened further. Governments continue to adopt and validate national school meals policies, submit framework legislation, approve multi-year scale-up plans and allocate additional resources. Several countries have established national programmes for the first time.

There is therefore reasonable ground to expect the positive trend of recent years to continue. The scale of national commitments now on record suggests that expansion could accelerate, with several countries explicitly pursuing universal school meals coverage. In some countries where coverage is already high, there is increased focus on enhancing programme quality.

From political commitment to country action

One of the clearest indications of the momentum behind school meals is the scale of commitments made by Coalition members. So far, seventy-one governments have submitted national commitments comprising actions across policy, financing, institutional frameworks, programme design and coverage, evidence and data, and advocacy and partnerships. Most are acting across several of these areas simultaneously, and a considerable number articulate an explicit ambition of universal coverage by 2030. These commitments provide a tangible expression of the political momentum behind the global expansion of school meals.

Accountability for those commitments has begun to take collective form. At the Coalition's Second Global Summit, held in Brazil in September 2025, 49 governments presented Voluntary Progress Reports setting out achievements, lessons learned and progress against their national commitments.

Building on and amplifying existing partnerships and institutional mechanisms already in place to support governments, the SMC and its initiatives coordinate and support efforts to enable the implementation of impactful policy instruments identified in the Alliance's Policy Basket, with assistance from the Global Alliance's Support Mechanism. In this way the Coalition serves as the principal channel through which school meal-specific evidence, expertise and financing pathways reach governments pursuing the Alliance's objectives.

Country spotlight on school meals: Kenya

Kenya's trajectory illustrates how political leadership, institutional reform and programme expansion can reinforce one another. Kenya hosted the second Ministerial Meeting of the Coalition's Task Force in Nairobi in October 2024 and, in 2026, joined Brazil, Finland and France as the Coalition's fourth co-chair, bringing to that role the perspective of a country undertaking a major national scale-up.

That scale-up has been substantial. Coverage expanded from 1.9 million children in 2023 to more than 3.2 million in 2026, against a stated objective of universal coverage by 2030. The approval of the National School Meals Policy in 2026, following extensive stakeholder consultation, anchored the programme within the education sector and provided a durable framework for implementation.

A Sustainable Financing Strategy study has identified practical pathways for sustaining expansion, while the Operational Plan for School Meal Programme Scale-up 2024–2030 now guides delivery. This work has been informed by a national mapping exercise that consolidated, for the first time, the number of children reached across the country's different delivery models.

Coordination has strengthened in parallel. The establishment of a National SMC, the first arrangement of its kind, has brought national institutions, county governments, development partners, civil society organizations, foundations and private-sector actors together on a common platform for joint planning, information sharing and resource mobilization. Work is also advancing to integrate school meals into the Kenya Education Management Information System, strengthening monitoring and forward planning.

Kenya is also deliberately linking school meals to food systems and climate resilience through aggregator models connecting schools to smallholder farmers, the promotion of drought-tolerant crops, clean cooking solutions, school gardens and 4-K Clubs ("Kuungana, Kufanya, Kusaidia Kenya" or "Join together, to act, to help Kenya"). The Kenyan experience therefore illustrates how expansion in coverage can be accompanied by institutionalization, stronger financing, improved data systems and wider food-system objectives.



The mechanisms accelerating implementation

The SMC ecosystem of initiatives, building on and also leveraging the expertise of the large network of partners, has helped translate collective political commitment into country-level action by addressing complementary dimensions of school meals, from financing, evidence and data to food systems, nutrition, capacity development and technical assistance. Together, these mechanisms support governments to strengthen existing programmes and expand access to more children.

The Research Consortium for School Health and Nutrition helps strengthen countries' own capacity to generate and use evidence for policy and programme decisions. The Data and Monitoring Initiative (DMI) has strengthened, with the support of its partners, how progress on school meals is measured and reported.

The Sustainable Financing Initiative (SFI) has supported costing exercises in ten countries and documented practical pathways to domestic and innovative financing, including health taxes, debt swaps, climate funds and revenues from natural resources. The Cities Feeding the Future Initiative reaches 269 municipalities across 72 Coalition member countries and has developed guidelines enabling cities to make time-bound School Meals City Commitments.

Finally, the School Meals Accelerator has been established in January 2026 to provide demand-led support to low- and lower-income countries. Its structured process provides an entry point through which governments can articulate their priorities and connect with a wider ecosystem of aligned technical assistance and expertise. The Accelerator has developed a regular operational link with the Global Alliance's Support Mechanism, closely coordinating and integrating their respective processes where there are overlaps in country support.

From momentum to delivery

The global expansion of school meals demonstrates that political commitment, domestic financing, evidence and institutional capacity can combine to produce large-scale change. The challenge now is to convert this momentum into sustained quality implementation, particularly in countries and communities where coverage remains lowest. At the same time, countries with higher coverage are shifting increasingly towards the question of quality and contributions to other development outcomes.

The Coalition's Global Summit in 2027 and the Ministerial Meeting of its Task Force in 2028 will provide important opportunities to renew political commitments, establish measurable national targets and mobilize the financing required to deliver them, in step with the horizon the Global Alliance has set for itself. They will also provide moments for governments and partners to assess progress and strengthen accountability for the commitments they have undertaken.

The trajectory is clear: school meals are no longer a peripheral social programme. They are an opportunity to leverage a whole school approach to improving the nutrition, health, wellbeing and education of school age children and adolescents through wider nutrition and health actions. Increasingly, they are embedded within national policy and financing frameworks and recognized as an investment in human capital, social protection, local economies and sustainable food systems. The task for the coming years is to ensure that this momentum translates into nutritious and sustainable access for every child.

Childhood nutrition and maternal support

Why is this investment important?

Pregnancy and the first two years lay the foundations for growth, learning, lifelong health and later, a productive workforce. Poverty, gender inequality, food insecurity, inadequate diets, poor nutrition and caregiving practices, illness, and gaps in essential services undermine these foundations. Mothers continue to face barriers to breastfeeding, including inadequate counselling and support, aggressive marketing of breastmilk substitutes, restrictive norms and inadequate maternity protection. As young children begin to eat their first complementary foods, mothers and families face additional risks such as income and food insecurity, unhealthy food environments and unequal care burdens. The poor quality of children's diets is the main driver of child malnutrition and is reflected in the alarming high number of children living in child food poverty[4]; UNICEF's 2024 *Child Food Poverty: Nutrition Deprivation in Early Childhood* report, estimates that around 181 million children are living in severe child food poverty.

The World Bank's Investment Framework for Nutrition 2024 estimates that scaling proven nutrition interventions in these early years could yield USD 2.4 trillion in economic benefits over a decade, or around USD 23 for every USD 1 invested, while preventing millions of child deaths and cases of stunting. Yet public spending on women and young children remains insufficient and often comes too late, reinforcing inequality (Richardson *et al.*, 2023).

Therefore, investment in coordinated action across health, food, social protection, WASH and community systems is essential to address the multiple determinants needed to improve maternal and early childhood nutrition and development and break the intergenerational cycle of malnutrition and poverty. Protecting family incomes through social protection, combined with proven nutrition and care interventions during this decisive period is fundamental for preventing malnutrition and advance on SDG1 and SDG2.



[4] See "Definitions and Methodology."

Major advances: from fragmented interventions to integrated nutrition

Maternal and early childhood nutrition are increasingly treated as a continuum from pregnancy through breastfeeding and complementary feeding. Diet, poverty, services, gender and care shape outcomes across this period.

A broader package for mothers and young children

Maternal nutrition now extends beyond iron–folic acid or multiple micronutrient supplements to counselling, healthy weight gain monitoring, infection prevention and targeted support for adolescents and women at nutritional risk. In 2025, 72 countries provided a minimum package of counselling, weight gain monitoring and micronutrient supplements.

Armenia

DEVELOPMENT PARTNERS

United Nations Children's Fund (UNICEF)

POLICY BASKET

School meals programmes

Armenia raises its health budget to AMD 220 billion, funding child coverage and newborn screening

WHAT WAS DELIVERED

Armenia increased its 2026 healthcare budget to AMD 220 billion, up from AMD 164 billion, with maternal and child health identified as an explicit priority. The budget increase funds seven newborn screening programmes and extends universal health insurance coverage to all children under 18. On 23 January 2026, UNICEF launched its new 2026–2030 Country Programme for Armenia, developed jointly with the Government of Armenia. Health and nutrition are designated as a priority area, encompassing primary healthcare strengthening, immunization, breastfeeding promotion, and positive parenting. Concrete delivery on the nutrition components remains ahead; the country programme establishes the programmatic framework for future implementation.

HOW THIS ADVANCES ARMENIA'S COMMITMENT — These measures advance Armenia's Alliance commitments on maternal and early childhood nutrition. The 2026 budget increase directly delivers on Armenia's Sprint 2030 pledge on Transformative School Meals — which uses schools as platforms to improve nutritional outcomes for children in grades 0–4 — and on Armenia's Statement of Commitment to invest in early childhood and maternal support, including through health system improvements that underpin nutrition delivery.

Policies and programmes for young children increasingly take a comprehensive approach to transform their food systems. These include interventions to improve the availability, affordability, nutritional quality and safety of foods children need (guidelines, fortification etc), improving children's food environments (regulations, labelling) and increasing the demand for and consumption of nutritious foods including improving and sustaining positive feeding and care behaviours (information, counselling and support, behaviour change) (UNICEF, 2023.). First Foods Africa, introduced in 2024 and expanded in 2025, targets approximately 125 million children under five years across 14 African countries through local production, standards, market approaches and behaviour change (Case A).

CASE A. First Foods Africa: local food systems for young children

First Foods Africa connects food production and markets to better diets for young children.

Nearly 59 million children under five in sub-Saharan Africa live in severe child food poverty, eating from at most two of eight recommended food groups (UNICEF, 2025c). First Foods Africa was introduced by UNICEF in 2024 and formally launched with the African Union and the Government of Benin in Cotonou on 28 September 2025. It aims to alleviate child food poverty and malnutrition by making nutritious, safe, affordable and sustainable first foods, produced in Africa, available to children aged 6–59 months. The initiative builds on the region's experience in producing ready-to-use therapeutic foods locally.

In its first phase, First Foods Africa targets all 125 million children under five in 14 countries (UNICEF, 2025a; UNICEF, 2025b): West and Central Africa: Benin, Burkina Faso, Côte d'Ivoire, the Democratic Republic of the Congo, Ghana, Nigeria and Senegal. Eastern and Southern Africa: Ethiopia, Kenya, Malawi, Rwanda, Uganda, the United Republic of Tanzania and Zambia.

It works through three pillars: a) incentivizing local production by African food companies; b) shaping policy environments, including standards and regulations for commercial complementary foods; c) stimulating demand through large-scale social marketing and behaviour change.

In Ethiopia, investment supports local production of egg and fish powder, dried fruits and enriched flours. UNICEF-supported equipment for an egg powder facility could support products reaching around 1.36 million children aged 6–23 months annually. Uganda launched an Egg Powder Initiative with a domestic producer, while Kenya developed a national food-systems roadmap to reduce child food poverty through first foods. In Malawi, the Ministry of Health launched the initiative nationally in April 2025, with the National Planning Commission and UNICEF (Malawi Broadcasting Corporation, 2025).

These examples link nutrition goals with local agriculture, standards, private-sector innovation and household feeding practices.

Integration of nutrition services through primary health care and early childhood platforms

Antenatal, delivery and postnatal care, immunization, growth monitoring and community health platforms have been utilized to deliver an integrated package of nutrition and child development across the first 1,000 days. The number of mothers and caregivers receiving breastfeeding and young-child feeding information, counselling and support rose from 57.5 million in 2021 to 100.6 million in 2024 and 102 million in 2025, supported by stronger health-worker and community capacity. Global exclusive breastfeeding increased from 44.1 per cent in 2021 to about 48 per cent in 2024–2025. Progress has combined counselling with Code enforcement, the Baby-Friendly Hospital Initiative and the Ten Steps in routine care. For example, Bolivia expanded baby-friendly support to 860 facilities in 2025; trained advisers now support counselling across all 18 provincial hospitals in Lao PDR.

Health systems also delivered multiple micronutrient powders to 21.2 million children in 2025, up from 13.6 million in 2021, and distributed 487.8 million vitamin A capsules to 75 countries in 2025. Countries

are increasingly integrating vitamin A into routine care. In Ethiopia, renewed growth monitoring and promotion supports caregiver counselling, analysis of malnutrition's causes and referral to services.

Nutrition and development risks often affect the same families. Integrating nurturing care and parenting support into shared service contacts is therefore gaining ground: UNICEF programmes meeting benchmarks for integrated parenting support increased from 25 per cent in 2021 to 57 per cent in 2025 across 74 countries. By 2025, 94 countries had adopted multisectoral early childhood development policies or action plans with UNICEF support.

Synergies and convergence of interventions across systems

Delivering for maternal and young child nutrition and development requires interventions beyond the health system. This implies making sure that the food systems (Case A), social protection, livelihoods and economic empowerment opportunities (Case B) are also leveraged to enable women and children's good nutrition to be realized.

CASE B. Malawi: linking social cash transfers with nutrition and livelihoods.

UNICEF supported a government-led Nutrition-Sensitive Social Protection Operational Framework in Malawi connecting cash-transfer participants with nutrition, health and livelihood services through community structures. During its April–December 2025 first phase, exclusive breastfeeding among infants aged 0–5 months rose from 77.6 to 94.6 per cent; young-child counselling coverage from 83.3 to 95.8 per cent; antenatal care attendance from 33.3 to 54.8 per cent; and participation in savings and loans groups from 48.4 to 83.8 per cent. These early results point to potential for scale.

In 2025, UNICEF reported that more than 68 countries combined social cash transfers for women and young children with nutrition interventions. Afghanistan and Madagascar have paired community approaches to complementary feeding with income support through social cash transfers for addressing affordability. Sudan and Pakistan illustrate large scale national social cash programmes that prioritize cash transfers combined with referral to health and nutrition interventions for women and young children in the first 1000 days. (Cases C and D). Furthermore, an increasing number of countries are strengthening links to economic empowerment and livelihoods interventions that can help sustain improved diets and resilience beyond the duration of a social transfer.

What has accelerated progress? Moving from evidence to systems

Clearer evidence and global guidance on the first 1,000 days, micronutrient deficiencies, breastfeeding, complementary feeding and child food poverty have broadened the agenda from individual interventions to nutritious diets and care throughout pregnancy and early childhood (UNICEF, 2021, and others).

Using existing national platforms has enabled scale. Antenatal care can identify pregnant women early, provide nutrition services and link them to social protection; registries, birth registration, immunization and community platforms can connect children with benefits and care.

Convergence between cash, quality services, affordable nutritious food and support for caregiving addresses both purchasing power and access. Its impact depends on these conditions reaching the same family.

Government ownership, budgets and delivery systems sustain gains (Case C). Digital identification, registries and interoperable health and social protection data can help maintain support from pregnancy through early childhood.

CASE C. Pakistan: the Benazir Nashonuma Programme.

Launched in 2020 under government leadership with UNICEF, WHO and WFP support, this national social protection programme had reached more than 4.6 million pregnant and breastfeeding women and young children by 2025. This national programme links conditional cash with antenatal and postnatal care, services (supplements, growth monitoring, immunization) and information, counselling and support as well as social and behaviour change that allows women and families to sustain positive nutrition practices. Primary-care facilitation centres, community platforms and integrated monitoring support delivery. Coverage grew from 15 districts in 2020 to 542 centres across 157 districts by 2025. An independent evaluation reported 22 per cent lower stunting prevalence among participants at six months and 18 per cent lower prevalence at 12 months, alongside improvements in child anaemia and antenatal care uptake.

National policy has also advanced: by 2025, 80 countries had strategies to prevent stunting, wasting or micronutrient deficiencies, up from 66 in 2021, and 47 had implementation budgets. Seventy-six countries had policies or strategies with monitoring mechanisms against inappropriate marketing of breastmilk substitutes or unhealthy foods; 28 had front-of-package warning labels and 29 taxed unhealthy foods or beverages.

Crises heighten the need for integrated, shock-responsive support. Sudan shows that programmes can extend reach even amid conflict (Case D). COVID-19, food-price shocks, conflict and climate emergencies have underscored the value of systems able to expand benefits or coverage rapidly when shocks occur or are anticipated.

CASE D. Sudan: Mother and Child Cash Transfer Plus.

MCCT+ combines cash with referrals to facility and community services, counselling on nutrition, care, health and hygiene, and supplements for young children. Despite conflict and displacement, it expanded from two states in 2021 to five in 2025, reaching more than 150,000 households, or about 900,000 people. Programme assessments found better access to nutrition services, improved child diets and higher primary-care attendance among pregnant and breastfeeding women. Women also gained greater financial decision-making power. The programme aligns with national social protection and nutrition frameworks.

World Vision International

POLICY BASKET

Maternal and early childhood nutrition

Prevention and control of micronutrient deficiencies

World Vision's nutrition services reached 7.7 million children through strengthened health systems

WHAT WAS DELIVERED

World Vision International (WVI), together with VisionFund, is delivering on its Statement of Commitment to the Global Alliance against Hunger and Poverty by advancing integrated nutrition, livelihoods and financial inclusion. Ahead of the Nutrition for Growth (N4G) Summit, WVI committed to improving the nutrition of 3.2 million children annually through 2030, supported by an estimated USD 3.4 billion financial resource envelope, including USD 1 billion in private fundraising for direct nutrition programmes and USD 2.4 billion in nutrition-sensitive financing. Since making this commitment, WVI has expanded integrated nutrition and social protection programmes across multiple countries. In 2025, more than 7.7 million children were reached with nutrition services through strengthened health systems and a network of nearly 200,000 community health workers. A further 1 million children benefited from school meals programmes, while 2.2 million people received cash and voucher assistance to strengthen household food security and resilience. To strengthen household livelihoods and financial inclusion, WVI supported 1.7 million people through livelihoods programming. Through VisionFund, 952,897 borrowers accessed more than USD 721 million in loans and 1.6 million people received insurance, expanding financial inclusion and helping vulnerable households build more resilient livelihoods. WVI has also contributed to creating an enabling environment for sustainable progress by supporting 406 policy changes reaching 244 million children and helping mobilize more than USD 27 billion in nutrition financing commitments at the Nutrition for Growth Summit.

HOW THIS ADVANCES WVI'S COMMITMENT – These actions are directly aligned with World Vision's Statement of Commitment, which pledges to reach 250,000 children with malnutrition treatment, 2.3 million children with growth monitoring and promotion, and 3.4 million women and children with micronutrient interventions annually by 2030, backed by an estimated USD 3.4 billion financial resource envelope. Together, these achievements demonstrate tangible progress in delivering on World Vision's commitment to accelerate action to end child hunger and malnutrition.

What next? From integration to population-level scale

Moving forward, the priority is to shift from demonstrating that integration is possible to making it routine, institutionalized, financed and scalable.

1. Build an integrated first-1,000-days architecture. Countries need a clearly defined package from pregnancy to age two that integrates maternal nutrition, breastfeeding, complementary feeding, growth and development, anaemia and micronutrient deficiency control, responsive caregiving, early learning and parenting support. This requires clear responsibilities across health, food, social protection and community systems, with effective referral pathways connecting services.

2. Reach women and children at risk before malnutrition occurs. Prevention requires identifying vulnerability early. Pregnancy, infancy, poverty, food insecurity, disability, developmental and geographic vulnerability provide stronger entry points for integrated support than waiting until a child malnourished or developmentally off track.

3. Bring together four essentials at scale: nutritious food, income support services and practices. Health systems should deliver quality nutrition and developmental services; social protection should strengthen household consumption and women's access and affordability to nutritious diets and care; food systems should improve access to safe nutritious foods; and community platforms should strengthen feeding, caregiving and parenting practices. The challenge is to ensure these conditions come together for the same mother and child.

4. Move from programme convergence to interoperable systems. Geographical convergence is an important ambition and can be further strengthened through embedding in routine delivery systems such as interoperable registries, referral mechanisms, digital payments, grievance systems and monitoring. For example, ANC registration could trigger assessment for social protection and other support, creating continuity of nutrition, caregiving and developmental services through pregnancy and the first two years of life.

5. Finance integration as a national investment, not a collection of projects. Scale requires costed national packages, stronger cross-sector expenditure tracking, increased domestic financing and strategic use of development finance. Investment cases should demonstrate the combined returns of investing in maternal nutrition, child development, poverty reduction and human capital.

Conclusions

The challenge is no longer simply identifying *which nutrition interventions work* but ensuring that vulnerable women and children benefit from adequate incomes, nutritious diets, quality services and supportive care throughout the first 1,000 days at least. The priority is to embed and institutionalize this integrated package within routine national systems - linking nutrition, nurturing care, food access and social protection, WASH–and finance it at scale. This can shift fragmented projects into a sustained national investment in child growth, development and human capital. ■



© FAO/Hashim Azizi.

Chapter 3

LESSONS FOR ACCELERATION TO 2030

The preceding chapters describe a world that knows how to reduce hunger and poverty when the conditions are present, and an Alliance membership that has kept delivering on its commitments. Alliance members are turning commitments into action across the Policy Basket, yet progress from here onwards will be harder to achieve, and may even be reversed, because hunger and extreme poverty are increasingly concentrated in highly indebted, lowest-income and most fragile countries.

The outlook in **Chapter 1** gives the measure of the challenge ahead. On current trajectories, the global extreme poverty rate will remain around 9 per cent in 2030, far from the SDG 1.1 goal of eradicating extreme poverty (World Bank, 2026c), and by then close to 60 per cent of the people living in extreme poverty will be concentrated in contexts affected by fragility, conflict and violence.

This chapter draws lessons from the two preceding ones with the remaining four years in view. The first section looks at what the thematic sections of **Chapter 2** have in common, and the second at why the last stretch of the race differs from those already run. The chapter then turns to the place of economic growth and the private sector in a strategy built largely around public policies, and to the financing and delivery of structural programmes where States are weakest, before closing with what two years of practice have taught the Alliance about its own model and what that implies for its members.

3.1 What works is known: common threads across the policy basket

From projects to national systems, and from sectors to households

The thematic sections of Chapter 2 were prepared by different institutions, each with a global mandate in its own field, and were coordinated only through a common outline, yet they reach many of the same conclusions.

The first of these concerns the unit of progress. In social protection, the gains of the past decade came with a move away from fragmented programmes towards institutionalized national systems, increasingly financed from domestic budgets. School meals followed the same path, from donor-supported interventions to government programmes backed by national policies in 107 countries and financed almost entirely from domestic resources globally. The section on maternal and child nutrition calls for integration to be financed "as a national investment, not a collection of projects", and the section on small-scale agriculture asks for policy instruments to be delivered "as part of a connected support system". Taken together, these conclusions describe how interventions reach scale and survive changes of government and of donor priorities: by becoming part of a national programme, with a legal basis, a budget line, an administrative home and a delivery system. Support delivered outside such programmes, however well designed, has seldom changed national outcomes and has usually ended when its funding did.

The second common conclusion concerns integration around the same people. Malawi, Pakistan and Sudan show the results of combining cash transfers for pregnant women and young children with nutrition counselling and health services. Home-grown school meals create predictable demand for local farmers, and economic inclusion programmes combine income support with assets, training and coaching to help households move into more productive livelihoods. In each case the gains depend on several services reaching the same household at the right moment. The obstacle the thematic sections return to most often lies in how governments and their partners are organised, into separate ministries, budget lines and project portfolios, each with its own registry, targeting rules and reporting requirements. The Policy Basket was designed on the premise that the most effective instruments reinforce one another and should be planned together, and the experience recorded in Chapter 2 bears this out.

Delivery systems as shared public infrastructure

A third thread runs through the operational detail of every section: the importance of the systems through which benefits and services reach people. Social registries, foundational digital identification and government-to-person payment systems allowed more than 1.3 billion people to receive shock-responsive cash transfers during recent crises. Farmer registries such as Zimbabwe's IDEA system are improving the delivery of seeds and fertilizer, Kenya is integrating school meals into its education management information system, and early-warning systems allowed anticipatory cash to reach households in Somalia and Bangladesh before droughts and floods struck. Once built, these systems can serve multiple programmes and sectors, including humanitarian and climate responses, where interoperability, eligibility and data-sharing arrangements allow. Being among the least visible

investments a government can make, they remain underfunded relative to their returns. Where they are missing, however, each new crisis requires a new parallel delivery operation, which raises costs and deepens fragmentation.

Every section also ends on the same warning. Coverage of social assistance is between nine and eleven percentage points lower in fragile and conflict-affected low- and lower-middle-income countries than in their non-fragile peers (Okamura *et al.*, 2025); only 27 per cent of primary-school children in low-income countries receive school meals, against almost 80 per cent in high-income countries (WFP, 2024); and few countries are on track to meet the resilience targets reviewed in this report. In every policy area, the gaps are widest where needs are greatest and where institutional and fiscal capacities are weakest.

Beyond these common threads, each area carries lessons of its own. Social protection has the most mature evidence base and delivery systems, and its distinctive difficulties lie in the adequacy of benefits and in the scale of recurrent financing, for which MDBs are by far the largest external source. Support to small-scale producers, water access and resilience sits at the productive end of the Policy Basket, where outcomes depend on markets, land tenure, credit, insurance and private input supply, where investments take longer to mature, and where the Alliance's approach and private enterprise meet most directly. School meals stand out for their political resilience and the depth of domestic ownership, which owe much to the visibility of the benefit and to coalitions of governments that sustain one another's commitments, and they double as a procurement instrument capable of creating markets for family farmers. Maternal and child nutrition is distinguished by its sensitivity to timing: undernutrition in the first thousand days of life can have long-lasting effects, and scaling up nutrition interventions is estimated to generate around USD 23 in benefits for every dollar invested (Shekar *et al.*, 2024). Alas, the benefits are reaped long after the electoral and budget cycles that drive public spending decisions.

3.2 The last mile is the most difficult: concentration, fragility and debt

Concentration as the other face of progress

The Introduction described the concentration of hunger, poverty and vulnerability as partly a natural consequence of progress achieved in more stable contexts. This is backed by data. Extreme poverty rates are now below 5 per cent in every region except Sub-Saharan Africa and the Middle East, North Africa, Afghanistan and Pakistan. Of the 811 million people expected to live below the international poverty line in 2026, about 586 million, or 72 per cent, live in Sub-Saharan Africa, according to the World Bank's September 2026 estimates (World Bank, 2026c). On the interrelated issue of hunger, Africa has now overtaken Asia as the region with the largest number of undernourished people, 309 million against 292 million in 2025 (FAO *et al.*, 2026). The share of the world's extreme poor living in low-income countries nearly doubled over the past decade, from 23 to 44 per cent, and children now account for more than half of all people in extreme poverty (World Bank, 2024a; UNICEF & World Bank, 2024).

We must face the hard truth that approaches that brought extreme poverty down elsewhere are much harder to reproduce in these places. Growth translates less readily into poverty reduction where inequality is structurally high, and livelihoods still depend largely on rain-fed subsistence farming. Tax bases are narrow, and debt service has absorbed a growing share of public revenue: 3.4 billion people live in countries that spend more on interest payments than on either health or education (UNCTAD, 2025). By the World Bank's assessment, the 26 poorest economies, home to around 40 per cent of the world's extreme poor, were in 2024 more deeply indebted than at any time since 2006, while international aid to them had fallen to its lowest level in two decades relative to the size of their economies (World Bank, 2024b). The 23.1 per cent fall in official development assistance in 2025 (OECD, 2026a) has narrowed their options further. The social protection paradox described in Chapter 2, by which coverage is lowest where it is needed most and where governments have the least capacity to finance and deliver, applies, in varying degrees, across the whole Policy Basket.

The cost of closing the gap, in perspective

Because the remaining need lies in a limited number of countries whose economies are small by global standards, the resources required to meet it are large relative to those countries' budgets, but modest relative to the resources of the world as a whole. At a time of justified appeals for national self-sufficiency and for ending aid dependency, this is a clear argument for a smooth transition and a renewed solidarity push towards those being left behind.

The amount of extra income that would be needed to raise everyone in extreme poverty above the USD 3.00 line is about USD 311 billion a year in purchasing power parity terms, a theoretical measure. Some 78 per cent of that shortfall lies in Sub-Saharan Africa (Figure 10, Panel A). In 2020, the Ceres2030 project estimated that ending hunger by 2030 would require additional public investment of about USD 33 billion a year in constant 2018 dollars, of which USD 14 billion would come from donors (Laborde, Parent & Smaller, 2020). The ILO estimates that low-income countries would need an additional USD 308.5 billion a year to guarantee a basic social protection floor including essential health care, equivalent to 52.3 per cent of their combined GDP (ILO, 2024), a sum far beyond their own means but that would nonetheless represent a fraction of one per cent of world output.

A comparison with defence spending puts these figures in perspective, without any judgement on the security choices of individual countries. World military expenditure reached USD 2,887 billion in 2025, the eleventh consecutive annual increase, raising the global military burden to 2.5 per cent of GDP, its highest level since 2009 (SIPRI, 2026). The difference between the totals SIPRI published for 2024 and 2025, about USD 169 billion, is roughly five times the annual cost of ending hunger estimated by Ceres2030 and close to the total official development assistance provided by OECD DAC members in 2025 (Figure 10, Panel B). In 2025, NATO members also committed to raise spending on defence and security to 5 per cent of GDP by 2035 (NATO, 2025). These decisions show that governments which judge a threat to be pressing can find large additional resources within one or two budget cycles. Hunger and extreme poverty bear on security in their own right: conflict is a key driver of acute hunger, and deprivation and exclusion feed the grievances that sustain conflict. The joint United Nations and World Bank study Pathways for Peace estimated that a scaled-up system for preventing violent conflict would save between USD 5 billion and USD 70 billion a year (United Nations & World Bank, 2018).

Figure 10. Large for the poorest, small for the world

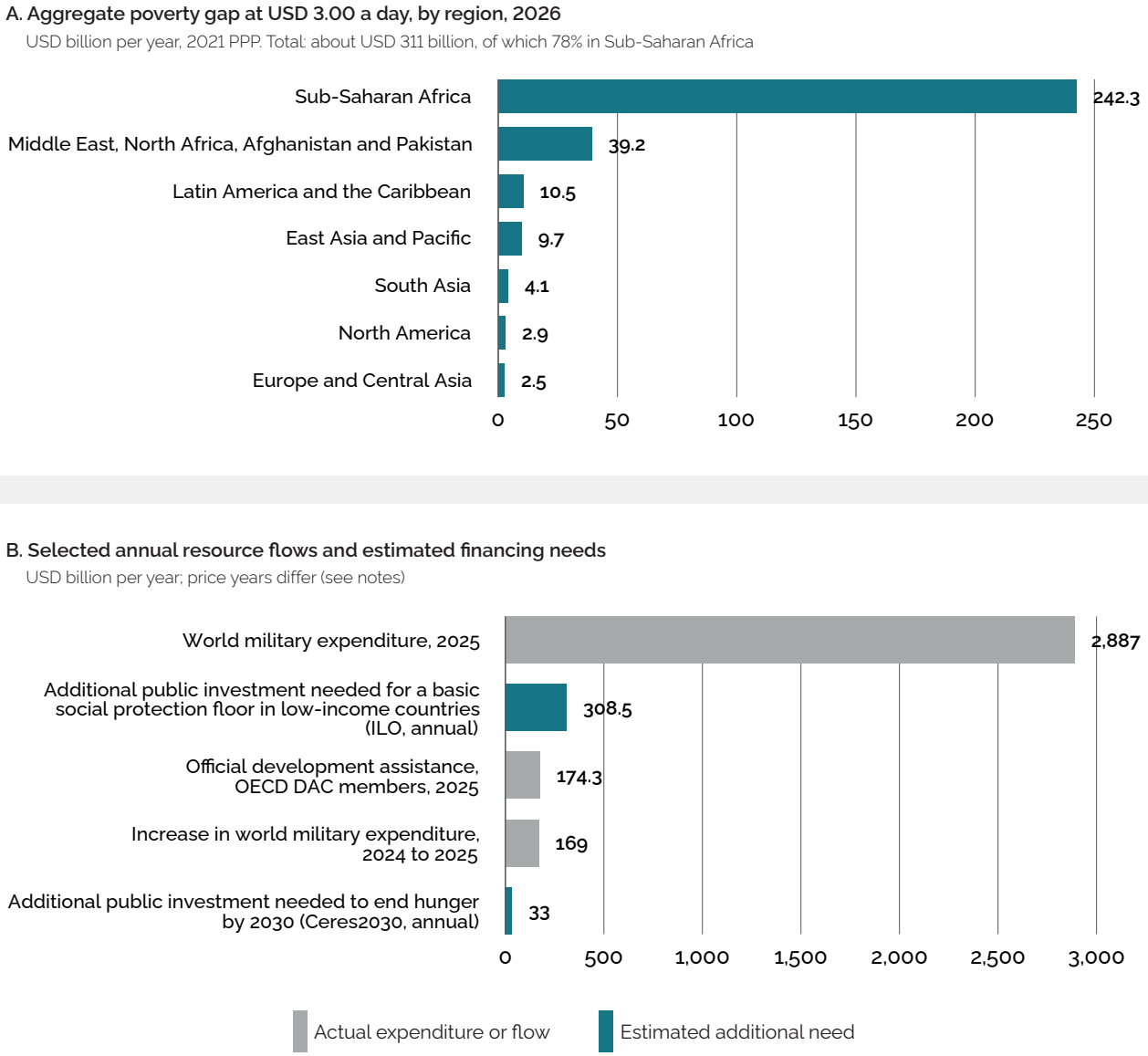

Notes: Panel A: the aggregate poverty gap is the sum, across all people below the USD 3.00 line, of the difference between their daily consumption or income and the line, multiplied by 365. It is a theoretical measure that assumes perfect targeting and no administrative cost. Values are in 2021 purchasing power parity dollars and are not directly comparable to market-dollar expenditure. Calculated by the Global Alliance Support Mechanism from regional poverty gap indices and population (2026 nowcasts). Panel B: military expenditure is in current US dollars; the displayed USD 169 billion difference subtracts totals published in different SIPRI releases and is not a consistent-vintage annual change. Ceres2030 is a historical annual estimate in constant 2018 US dollars; the ILO floor estimate is from 2024 and includes essential health care. Panel B therefore combines different price years and should be read as an order-of-magnitude comparison.
Sources: World Bank. 2026. *Poverty and Inequality Platform* (September 2026 update); SIPRI, 2025 and 2026; OECD, 2026a; Laborde, Parent & Smaller, 2020; ILO, 2024.

Solidarity, justice and shared interest

When discussing the requirements to win the race to 2030, this publication's introduction called for "a much more generous determination to not leave anyone behind". The case for that generosity rests first on justice. Climate change, the disruption of energy and food markets by conflicts fought far from their borders and the rise in global interest rates have weighed most heavily on the people now concentrated in extreme poverty, who contributed least to any of them. The new OECD Guidance on Reducing Poverty and Inequalities through Development Co-operation states that the case for focusing development co-operation on poverty and inequalities "rests primarily in solidarity and human rights, but also on shared long-term interest". It recommends that grants and highly concessional finance "should be directed primarily towards countries that are most affected by poverty and inequalities", describing this as "first and foremost a matter of solidarity", and warns that ODA allocations are "increasingly misaligned with the global distribution of poverty" (OECD, 2026b).

The case rests also on shared interest, which the same Guidance recognizes when it observes that more prosperous and equal societies in partner countries also serve "the long-term interests of provider countries, through greater stability, growth and resilience" (OECD, 2026b). In practical terms, a more generous determination would mean, before any discussion of aid volumes, directing a larger share of what is available to the relatively small group of countries where the remaining need is concentrated, through instruments that strengthen their own systems, and accepting that results there take longer and cost more per person reached. Because those countries are identifiable and relatively few, a coordinated effort can make a measurable difference.



3.3 Protection and growth: two halves of one strategy

Growth remains the main road out of poverty but it needs to be inclusive

It is often asked of the Alliance, as a project, with good reason, where economic growth and the private sector fit into an agenda built largely around public policies, safety nets, public services and graduation programmes. Chapter 1 recalled that the fall in extreme poverty by more than a billion people since 1990 was driven above all by rapid growth, investment in infrastructure and integration into world trade in the populous economies of East and South Asia. Over the coming decade some 1.2 billion young people will reach working age in developing countries, many of them in Sub-Saharan Africa, and no system of transfers can provide the jobs they will need.

Michael Kremer, who took office as Chief Economist of the WBG on 1 October 2026, described the agenda ahead in these terms: "The challenges ahead are enormous, including creating jobs at scale, unlocking the private capital needed to fund development, and ensuring people have the health, education, and other services they need to thrive" (World Bank, 2026b). The OECD Guidance makes a related point when it observes that "labour is the main source of income for low-income households", while cautioning that "efforts to mobilise private finance or develop the private sector will not automatically translate into improvements for people living in poverty and marginalised groups" (OECD, 2026b). An emphasis on jobs and private sector development should not obscure the investments in health, education and social protection needed for the benefits of growth to be shared equitably.

Protection that keeps economies and societies standing

Growth and protection are complements, and the evidence on how they reinforce each other is now substantial. Within households, access to social protection can prevent the distress sales of land and livestock, the withdrawal of children from school and the skipped meals that turn a temporary shock into a lasting loss of income, livelihoods and human capital. It also allows poor households to take the risks that investment entails. In northern Ghana, farmers offered rainfall index insurance invested significantly more in their farms, leading the researchers to conclude that "the binding constraint to farmer investment is uninsured risk" (Karlan *et al.*, 2014). Programmes combining transfers with productive assets, training and coaching have produced lasting income gains in six countries and, in India, effects still visible ten years later (Banerjee *et al.*, 2015; Banerjee *et al.*, 2021). Alderman and Yemtsov (2014) identified several channels through which safety nets contribute to growth, among them the accumulation of human and productive capital, better management of risk and support for reforms that would otherwise be politically difficult.

Transfers to poor households are spent largely on locally produced goods and services, and the benefits spread to other households and businesses. A comparative analysis of social cash transfer programmes in seven sub-Saharan African countries estimated that each dollar transferred generated between about USD 1.30 and USD 2.50 of income in the local economy, or between about USD 1.10 and USD 1.80 once the resulting rise in local prices is taken into account (Thome *et al.*, 2016). Investments in children's health and nutrition pay off in the labour market years later. Ten years after a school-based deworming programme in Kenya, the children who had benefited grew up to work more hours and

were more often employed in better-paid activities. The women, in particular, shifted from traditional agriculture towards cash crops and non-agricultural self-employment, according to research co-authored by Michael Kremer (Baird *et al.*, 2016).

Evidence from Brazil's Bolsa Família, one of the largest cash transfer programmes in the world, shows similar effects operating at large scale. Studying the 2009 expansion of the programme, which added almost two million families, Gerard, Naritomi and Silva (2024) found that each dollar transferred generated around USD 1.50 to 1.90 in local economic activity, through higher formal employment, banking activity and local tax revenue, with about two thirds of the new jobs going to people who did not receive the benefit. Using state-level data, Mendes *et al.* (2023, revised July 2026) estimated that a state receiving additional transfers equal to 1 per cent of its GDP grew about 2–3 percentage points more than other states, with the effects concentrated in non-tradable sectors, as would be expected from higher local demand. Earlier simulations by IPEA had already ranked Bolsa Família first among seven Brazilian social transfers for its effect on output, with each additional real spent adding about BRL 1.78 to GDP (Neri, Vaz & Souza, 2013).

Across society as a whole, social protection supports the stability on which investment depends. Rodrik (1998) found that more open economies tend to have larger governments, and attributed the pattern to the role of social insurance in making exposure to external shocks politically sustainable. In fragile settings, regular and predictable support can help preserve the social fabric, public trust in institutions and the minimum of economic activity without which private investors will not commit capital. Programmes that reduce hunger in normal years thus also help households, local markets and public institutions withstand shocks and recover from them more quickly.

Universal social protection is an essential investment

Growth will lift many households out of poverty, and graduation programmes can speed their exit, but social protection remains essential for everyone across the life cycle, with benefits that vary according to vulnerability and capacity to contribute, including subsidized access to social insurance for workers whose earnings are too low or irregular to contribute in full. Young children, older people, people with disabilities and those who care for them, and households struck by illness or disaster will continue to need support at every stage of development. All high-income economies maintain permanent social protection systems for this reason, and countries spend on average 19.3 per cent of GDP on social protection, health included (ILO, 2024). Growing economies need imperatively to prioritize social spending, as addressing poverty, vulnerability, hunger and life cycle risks is necessary to support resilient, cohesive and prosperous societies. The wealthiest economies also continue to support their own farmers on a large scale, through instruments such as the European Union's Common Agricultural Policy and the United States Farm Bill, long after agriculture ceased to be their main source of employment. Expecting the poorest countries to reach prosperity without comparable public support would hold them to a standard that no high-income country has had to meet, and growing economies need to give social spending priority as their fiscal space widens.

Figure 11 summarizes these relationships for the instruments of the Policy Basket. For the Alliance, the practical conclusion is that country programmes are best prepared as part of national development and growth strategies, in dialogue with ministries of finance and economy, and that the productive instruments of the basket, such as support to small-scale producers, economic inclusion and local procurement, offer natural points of collaboration with the private sector.

Figure 11. Protection, human capital and growth in the policy basket

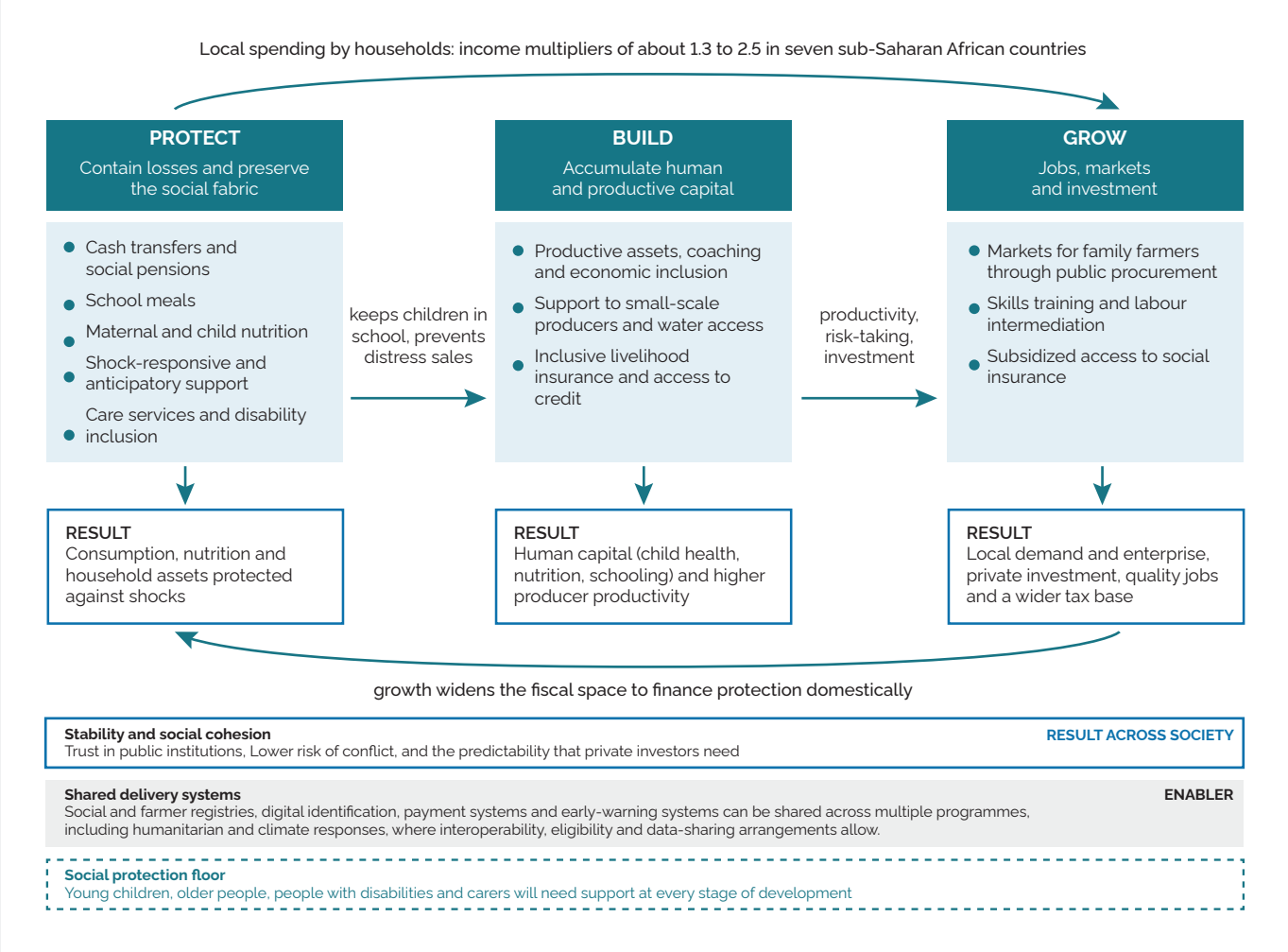

Notes: Conceptual diagram prepared by the Global Alliance Support Mechanism. Bullets list Policy Basket instruments, and the boxes marked Result their main outcomes. Arrows indicate the main channels discussed in the text and are not estimates of universal causal effects. The multipliers are nominal local income multipliers simulated for seven social cash transfer programmes in Ethiopia, Ghana, Kenya, Lesotho, Malawi, Zambia and Zimbabwe; adjusted for the resulting rise in local prices, they range from about 1.1 to 1.8.
Sources: Alderman & Yemtsov, 2014; Karlan *et al.*, 2014; Thome *et al.*, 2016; Baird *et al.*, 2016; and Rodrik, 1998.

3.4 Building to last where it is hardest

Financing structural solutions in fragile and indebted contexts

The Introduction also called for "a specific understanding of how to finance structural, large-scale solutions and to get them to work reliably" where hunger and poverty are now concentrated. Experience in those contexts, the Alliance's own included, points to a few working principles.

The OECD Guidance recommends sustaining concessional support for food security, social protection and other essential services "where market-based financing is neither viable nor appropriate" (OECD, 2026b). The predictability of financing matters as much as its volume, because social protection, school meals and nutrition programmes are systemic commitments that governments cannot manage to bring to scale or institutionalize with one-off grants. Development partners generally plan country allocations several years ahead and on regular cycles. Such cycles include the replenishment of the International Development Association, the regional development banks, and the European Union's multiannual budget. The next cycles begin in 2028, followed by country-level bilateral negotiations for multi-year country frameworks, plans or strategies, depending on the financing partners, which reflect mutually agreed priorities for finance across a certain time period (usually covering several years). **Country programmes prepared now, costed, owned across government and presented through the ministry of finance should be reflected in these upcoming allocations**, resulting in funding that can rarely be achieved outside the formal planning cycle.

Different types of finance can also be layered to maximize the benefits of each type. Grants and technical assistance are most useful for what loans and domestic budgets finance poorly: the design and transfer of knowledge, proof of concept, the delivery systems described earlier, and the early costs of reaching remote and insecure areas. Concessional lending from MDBs can then finance expansion, with domestic budgets taking a growing share over time, and with bilateral, climate and humanitarian resources channelled through the same national systems where their purposes coincide. The Collaborative Financing Framework described in Chapter 2 is designed to make such layering easier and more predictable for all parties involved.

Fiscal space also needs to be protected. Where debt is unsustainable, the OECD Guidance notes that debt-for-development swaps "cannot substitute for comprehensive debt restructuring or cancellation in heavily indebted countries" (OECD, 2026b). Elsewhere, debt-for-development swaps that channel the savings into national social programmes, clauses that pause debt service after climate disasters as encouraged in the Compromiso de Sevilla, and the protection of social spending within fiscal adjustment programmes can prevent hard-won coverage from being lost at the first shock.



National system building must be the starting point and the goal, which experience shows is feasible even in fragile contexts. In these contexts, partners need to provide strong handholding and sometimes serve as third-party implementers. However, implementation of social programmes by third-party implementers should never be done in isolation; it needs to be systematically coupled with strengthening institutional capacity, legal frameworks, delivery systems and accountability mechanisms to bear fruit. The experience of Somalia's Baxnaano programme, now in its second phase and reaching families in previously underserved regions, and Sudan's Mother and Child Cash Transfer Plus, which expanded from two states to five during conflict, shows that delivery arrangements can be designed from the outset so that registries, payment systems and administrative capacity can progressively be placed in national hands. Haiti, under the Global Alliance's planning and matchmaking approach, is moving forward with a national social safety nets programme which unifies existing approaches and is built on stronger delivery systems – bringing in partners' technical and operational support as an integral part of the strategy of institutionalisation.

Making each crisis response leave a system behind

The introduction called for "an approach to crisis response that should enable lasting, structural resilience". The El Niño episode now under way could push at least 49 million more people into acute food insecurity by the end of 2027 (WFP, 2026), while humanitarian budgets shrink along with development assistance. Experience with anticipatory action shows the value of acting before a forecast shock. In Somalia, cash delivered ahead of peak drought protected livestock and reduced displacement, and in Bangladesh transfers made before floods reduced asset losses, with welfare gains that persisted for months (FAO, 2025a; Pople *et al.*, 2026). Shock-responsive social protection, backed by pre-arranged risk finance such as the Global Shield contribution to Somalia's BOOST-You project, allows governments to scale up support through existing registries and payment systems instead of mounting parallel operations each time.

Humanitarian and climate finance are still only loosely connected to these systems. As noted in Chapter 2, USD 186 million was committed to social protection through multilateral climate funds in 2022–2023 (Watkins *et al.*, 2025), and only 3.4 per cent of official development assistance to high- and extreme-fragility contexts went to social protection in 2023 (High-Level Panel on Social Protection in Fragile and Conflict-Affected Settings, 2025). Much more humanitarian cash could be delivered through national social protection systems or at least by leveraging existing delivery tools such as social registries and payment platforms. Climate funds could finance adaptive social protection as part of their adaptation portfolios. Then each crisis response would leave behind stronger national systems and better data, so that the next shock could be met sooner and at lower cost.

The High-Level Panel on Social Protection in Fragile and Conflict-Affected Settings, co-chaired by the United Kingdom and Somalia and supported by the FCDO-funded STAAR facility, addressed this disconnect in its Catalytic Agenda. It called on humanitarian actors to design their assistance "as entry points for transitions to nationally led or hybrid systems", and on climate funds to treat social protection as "a frontline climate adaptation tool in fragile and conflict-affected settings", with dedicated risk-tolerant windows for fragile states that struggle to access climate finance (High-Level Panel on Social Protection in Fragile and Conflict-Affected Settings, 2025).

3.5 Delivering together: what the Alliance has learned

Development co-operation under tighter budgets

The Alliance was designed in 2024, before the sharp contraction in development assistance in 2025. Official development assistance fell by 23.1 per cent in real terms in 2025 and is projected to fall further in 2026 (OECD, 2026a). Moreover, several of the largest providers have announced that their co-operation will be tied more closely to their own economic, migration and security priorities. The Munich Security Report observed in 2026 that traditional donors have "narrowed their definition of national interest to economic competitiveness and protection against immediate security threats" (Kump & Mudie-Mantz, 2026).

The Alliance's experience suggests that these trends make its approach more relevant, for two reasons. Smaller budgets make the effectiveness of each dollar a direct concern for every provider, and the Alliance's approach is a way of obtaining more structural impact from scarce resources: it aligns support behind programmes that governments already run, combines finance from several sources around a single plan, and lowers the transaction costs that fragmentation imposes on governments and partners alike.

In addition, stability and equitable growth in the countries where poverty is now concentrated serve the interests of all members, providers included. The OECD Guidance calls for financing that strengthens "national systems and capacities in ways that reduce aid dependence over time" (OECD, 2026b), and national self-sufficiency and autonomy are what the country-led programmes supported by the Alliance are designed to achieve.

When providers ask what their co-operation achieves, programmes designed to be taken over and financed by national governments offer one of the most convincing answers available. **This requires partners to treat coordination as an investment in and of itself, as well as a measure of success**, and to accept longer funding cycles and less individual visibility. Demonstrating this value will be more demanding while budgets contract, although if the approach can overcome these obstacles and demonstrate results, the contraction is likely, over time, to increase demand for the approach the Alliance offers.

Five lessons from two years of alignment

Five lessons stand out from the Alliance's first two years, described in Chapter 2 under "Reinforcing consensus globally, delivering together locally".

The first lesson is that there is broad demand from countries. As of October 2026, twenty countries were at different stages of the Alliance's implementation planning and partnership-building process. Line ministries have used it to coordinate across government, sharpen their programme goals, secure the attention of international partners and strengthen their case for domestic budget allocations and sovereign loans.

Offers of knowledge have come far more readily than offers of money. Most of the more than one hundred Expressions of Interest compiled as of 7 September 2026 offer technical assistance and knowledge, often drawn from the experience of other countries of the Global South. Financial support, especially the catalytic early grants that allow a country to build capacity and test delivery before scaling up, has been much harder to secure.

Alignment has worked best where it had an anchor, provided the anchor served national leadership. The first breakthroughs, in Ethiopia's Yelemat Tirufat programme and in Haiti's national social protection programme, came where a major financier was already engaged and other partners could organize their contributions around a single country-led plan. Anchor partners bring scale, continuity and access to ministries of finance, but the purpose of the arrangement is to strengthen the government's own systems and its capacity to lead. Where no anchor partner is present, particularly in fragile and post-conflict settings, the Support Mechanism's ability to broker support on its own is limited, and its added value lies mainly in keeping the national plan at the centre of a fragmented response.

Plans also have to meet the institutions and calendars that decide on resource allocation. The early plans were owned by sector ministries, which was essential, but large-scale financing requires the engagement of ministries of finance, cabinets and presidencies, and must fit the multi-year programming cycles of the main financiers. The revised process endorsed by the Board of Champions in May 2026 responds to this, with more precise identification of partnership opportunities and more specific responses from partners.

Finally, the Alliance has made most progress through ad-hoc, voluntary coalitions of interested members, as envisaged in its governance framework. This action-oriented approach does not need to wait for broad consensus and is not tied to the lowest common denominator. The operational links established with the School Meals Accelerator and the Jobs for the Poor initiative have reduced duplication for governments, and the recently established Country Support Contact Group connects national priorities with the capabilities of members. The Collaborative Financing Framework follows the same logic: it is designed to help existing resources work together around country-led programmes, without creating a new fund.

Prospects to 2030

Under the Sevilla Platform for Action, the Alliance committed to coordinate integrated knowledge and financial support for at least 20 large-scale country programmes by 2030. That commitment is within reach, and twenty well-supported national programmes in high-need countries would be a considerable achievement, though not one that would by itself alter the global trajectories described in Chapter 1. A contribution on that scale depends on whether members use the Alliance approach to direct a meaningful share of the resources they already deploy behind country programmes of this kind, including multilateral finance, by far the largest source of external support to social protection (Watkins *et al.*, 2025). The emerging Collaborative Financing Framework and dedicated social protection portal in the Global Collaborative Co-Financing Platform hosted by the World Bank, alongside the recently established Country Support Contact Group, are intended to support that purpose. The programming of the next bilateral, multilateral, philanthropic and European Union financing cycles over the coming two years will show how far they succeed.

What it will take from the membership

The Support Mechanism has no programme-financing resources of its own to allocate and no authority over the decisions of the Alliance members. What the Alliance achieves will depend on the choices members make, and the actions they take, each within their own mandate. Drawing on the lessons above, the following would make the greatest difference:

- **implementing governments** anchoring the programmes they develop through the Alliance in national budgets and medium-term expenditure frameworks, and bringing them into the dialogue their ministries of finance hold with development banks, so that they are considered when concessional allocations are decided;
- **multilateral development banks** drawing on country programmes developed through the Alliance in their country dialogue and programming, including for the next replenishment cycle of the International Development Association, and using the co-financing platform to bring in other financiers;
- **bilateral donors and philanthropic organizations** concentrating scarce grant resources on what loans and budgets finance poorly, such as knowledge transfer, proof of concept and delivery systems, layered on multilateral financing, and signalling indicative envelopes over several years so that countries can plan with realistic expectations;
- **humanitarian and climate funders** delivering a growing share of their support through national systems or leveraging tools such as registries, payment systems and programmes wherever these function, so that crisis response and adaptation strengthen the systems that will be needed again;
- **technical agencies** and knowledge partners coordinating their offers around the demands set out in country plans, giving priority to exchanges among countries of the Global South that have implemented similar programmes; and
- **all members** giving explicit priority, in their allocations and their attention, to the low-income, fragile and highly indebted countries where hunger and poverty are now concentrated.

A race we can still win

Four years remain before 2030. The evidence gathered in this publication shows that the world knows how to reduce hunger and extreme poverty, that many governments are doing so largely with their own resources, and that the people still left behind are concentrated in countries where the resources required are small by global standards and large relative to national budgets. This publication makes the case that this is a race we can still win. As we enter its final stretch, this stocktake points to a greater opportunity: what could be achieved if even a small share of global resources and expertise were fully aligned and deployed behind scaling up programmes against hunger and poverty where they are most needed? Hunger and poverty respect no institutional silos or bureaucratic limits and will not wait for them to be resolved. Our solutions should not either. ■

DEFINITIONS AND **METHODOLOGY**

To ensure clarity and consistency in evaluating global poverty metrics, the following methodological parameters and institutional definitions underpin the data presented in this report.

Child food poverty

This is defined by UNICEF as children's inability to access and consume a nutritious and diverse diet in early childhood.

Child poverty

Individuals aged 0–17 (under 18) living in households where the per capita consumption or income falls below the USD 3.00/day international poverty line.

Delivery systems

The tools that enable the delivery of social protection benefits and services, and supporting assessment of eligibility (such as social registries), enrolment, provision of benefits (e.g. payment of cash benefits), and case management.

Fragility, conflict, and violence

Fragility, conflict, and violence may be abbreviated as FCV.

The designation of "FCV settings" relies on the WBG's annual *List of Fragile and Conflict-affected Situations*. This classification includes:

- Fragile contexts: Countries characterized by deep institutional and policy weaknesses.
- Conflict-affected contexts: Countries experiencing active violent conflict (e.g., civil war, armed insurgency) or high levels of institutionalized violence, where state capacity is severely diminished.

International Poverty Line (IPL) Update

In alignment with the World Bank's recent methodological updates, extreme poverty in this report is defined by the revised international poverty line of USD 3.00 per person per day, based on 2021 Purchasing Power Parities (PPPs). This replaces the previous USD 2.15/day (2017 PPP) and USD 1.90/day (2011 PPP) baselines, reflecting updated price data and the rising cost of basic needs globally. Aggregate estimates have been adjusted to this USD 3.00 threshold to reflect the current cost of living accurately.

NEET indicator

A measurement of youth *Not in Education, Employment, or Training* – used as a proxy for the human capital deficit and labour market exclusion affecting this demographic. (Youth is defined as individuals age 15–24.)

Social assistance

Social assistance is a subset of social protection programmes and services, typically provided to vulnerable individuals and groups based on their specific vulnerability and financed by the State without the condition of recipients' contribution.

Social protection

Social protection refers to policies and programmes aimed at preventing or protecting all people against poverty, vulnerability, and social exclusion throughout their lifecycles. Source: ISPA. n.d. "CODI – Core Diagnostic Instrument". n.p.: Inter-Agency Social Protection Assessments.

https://socialprotection.org/discover/publications/core-diagnostic-instrument-codi

REFERENCES

Abate, G. T., Bernard, T., Makhija, S., & Spielman, D. J. (2023). Accelerating technical change through ICT: Evidence from a video-mediated extension experiment in Ethiopia. *World Development, 161*, 106089.

Alderman, H., & Yemtsov, R. (2014). How can safety nets contribute to economic growth? *The World Bank Economic Review, 28*(1), 1–20. https://doi.org/10.1093/wber/lht011

Angrist, N., Evans, D. K., Filmer, D., Glennerster, R., Rogers, H., & Sabarwal, S. (2025). How to improve education outcomes most efficiently? A review of the evidence using a unified metric. *Journal of Development Economics, 172*, 103382. https://doi.org/10.1016/j.jdeveco.2024.103382

Arévalo-Sánchez, I., Heisey, J., Chaudhary, S., Clay, T., Strokova, V., Vasudeva Dutta, P., & Andrews, C. (2024). *The state of economic inclusion report 2024: Pathways to scale*. World Bank. https://openknowledge.worldbank.org/entities/publication/e7d7c0e7-7885-479f-86da-42d0f4f1b65e

Arslan, A., Ranuzzi, E., O'Neill, M., Vaz, S., Ricciardi, V., & Lowder, S. (2025). *Revealing complementarities across farm scales in global food production* (FAO Agricultural Development Economics Working Paper 25-13). Food and Agriculture Organization of the United Nations. https://doi.org/10.4060/cd7217en

Atekou, A., Heirman, J., Jeong, D., Khincha, R., Kondylis, F., La, M. P., Lombardini, S., Shastry, V., & Uckat, H. (2024). *Pilot impact evaluation of the commodity voucher procurement model in Burundi*. World Food Programme.

Baird, S., Hicks, J. H., Kremer, M., & Miguel, E. (2016). Worms at work: Long-run impacts of a child health investment. *The Quarterly Journal of Economics, 131*(4), 1637–1680. https://doi.org/10.1093/qje/qjw022

Banerjee, A., Duflo, E., Goldberg, N., Karlan, D., Osei, R., Parienté, W., Shapiro, J., Thuysbaert, B., & Udry, C. (2015). A multifaceted program causes lasting progress for the very poor: Evidence from six countries. *Science, 348*(6236), 1260799. https://doi.org/10.1126/science.1260799

Banerjee, R., Hall, A., Mude, A., Wandera, B., & Kelly, J. (2019). Emerging research practice for impact in the CGIAR: The case of Index-Based Livestock Insurance. *Outlook on Agriculture, 48*(3), 255–267. https://doi.org/10.1177/0030727019866840

Banerjee, A., Duflo, E., & Sharma, G. (2021). Long-term effects of the Targeting the Ultra Poor program. *American Economic Review: Insights, 3*(4), 471–486.

Barro, D., Bogaards, C., Christian, P., Heirman, J., Kelley, E., Khincha, R., Kondylis, F., La, M. P., Lane, G., Lerva, B., Lombardini, S., & Zwager, A. (2025). *Impact evaluation of the home-grown school meals programme in The Gambia*. World Food Programme Office of Evaluation.

Benni, N., Campolina, A., & Phillips, L. (2025). *Financing food for a better future: Financing agrifood systems transformation to increase resilience, and prevent and mitigate food crises*. Food and Agriculture Organization of the United Nations. https://doi.org/10.4060/cd5178en

Carducci, B., Schneider Lecy, K., Nordhagen, S., Beal, T., Béné, C., Gonzalez Fischer, C., Herforth, A., Tubiello, F. N., Ambikapathi, R., Arunkumar, K., Campeau, C., Dasgupta, S., DeClerck, F., del Pino Álvarez, I., Guarín, A., McLaren, R., Vivero-Pol, J. L., Aburto, N., Barquera, S., … Herrero, M. (2026). Food systems performance evaluated against targets and benchmarks reveals urgent gaps and a path to 2050. *Nature Food*, *7*(8), 802–812. https://doi.org/10.1038/s43016-026-01379-0

Cooke, K., Gaumond, L., Khan, S., & Chandaria, S. (2025). *Scoping review on innovative climate financing for social protection in rural areas*. Social Protection Technical Assistance, Advice and Resources Facility; Food and Agriculture Organization of the United Nations.

Davis, B., Mane, E., Gurbuzer, L. Y., Caivano, G., Piedrahita, N., Schneider, K., Azhar, N., Benali, M., Chaudhary, N., Rivera, R., Ambikapathi, R., & Winters, P. (2023). *Estimating global and country-level employment in agrifood systems* (FAO Statistics Working Paper Series No. 23-34). Food and Agriculture Organization of the United Nations. https://doi.org/10.4060/cc4337en

Devereux, S. (2003). *Policy options for increasing the contribution of social protection to food security*. Forum for Food Security in Southern Africa.

Food and Agriculture Organization of the United Nations. (2021). *The state of food and agriculture 2021: Making agrifood systems more resilient to shocks and stresses*. https://doi.org/10.4060/cb4476en

Food and Agriculture Organization of the United Nations. (2025a). *Evidence in action: How anticipatory cash transfers reduce humanitarian needs and strengthen resilience in Somalia* [Technical brief]. https://openknowledge.fao.org/items/b2d34af7-b363-44e4-85e8-08a6cf8eca64

Food and Agriculture Organization of the United Nations. (2025b). *The impact of disasters on agriculture and food security*. http://www.fao.org/publications/fao-flagship-publications/the-impact-of-disasters-on-agriculture-and-food-security/en

Food and Agriculture Organization of the United Nations. (2025c). *The state of food and agriculture 2025: Addressing land degradation across landholding scales*. https://doi.org/10.4060/cd7067en

Food and Agriculture Organization of the United Nations, International Fund for Agricultural Development, United Nations Children's Fund, World Food Programme, & World Health Organization. (2026). *The state of food security and nutrition in the world 2026: Understanding and addressing the high cost of a healthy diet*. Food and Agriculture Organization of the United Nations. https://doi.org/10.4060/cd8306en

Food and Agriculture Organization of the United Nations, World Food Programme, & Global Network Against Food Crises. (2026). *2026 global report on food crises: Joint analysis for better decisions*. Food and Agriculture Organization of the United Nations & World Food Programme. https://doi.org/10.4060/cd9424en

Gentilini, U., Almenfi, M. B. A., Iyengar, H. T. M. M., Okamura, Y., Downes, J. A., Dale, P., Weber, M., Newhouse, D. L., Rodriguez Alas, C. P., Kamran, M., Mujica Canas, I. V., Fontenez, M. B., Asieduah, S., Mahboobani Martinez, V. R., Reyes Hartley, G. J., Demarco, G. C., Abels, M., Zafar, U., Urteaga, E. R., … Aziz, S. (2022). *Social protection and jobs responses to COVID-19: A real-time review of country measures*. World Bank. https://doi.org/10.1596/37186

Gentilini, U., Ridao-Cano, C., Sharif, I., Rigolini, J., Almenfi, M., Carranza, E., Coll-Black, S., Cuesta, J., Sulla, V. Zeid, R. & Orton, I. (2026). *Tracking Global Social Policy Responses to the Crisis in the Middle East*. Version 3, April 2026. World Bank. https://documents1.worldbank.org/curated/en/099106503252633049/pdf/IDU-d15e64da-0670-4821-bebe-1caa0026210b.pdf

Gerard, F., Naritomi, J., & Silva, J. (2024). *Cash transfers and the local economy: Evidence from Brazil* (TaxDev Working Paper). Institute for Fiscal Studies. https://ifs.org.uk/publications/cash-transfers-and-local-economy-evidence-brazil

Global Alliance Against Hunger and Poverty. (2026, September 24). *UN General Assembly: Leaders call for faster country-led action and aligned financing to end hunger and poverty by 2030*. https://globalallianceagainsthungerandpoverty.org/new/un-general-assembly-leaders-call-for-faster-country-led-action-and-aligned-financing-to-end-hunger-and-poverty-by-2030/

Gupta, A., Doan, M. K., Zhu, H., Whitney, E., Filipski, M., Gonzalez-Estrada, E., Ryckembusch, D., & Taylor, J. E. (2025). Rural economy-wide impacts of Kenya's home-grown school meals program. *Food Policy, 134*, 102887. https://doi.org/10.1016/j.foodpol.2025.102887

Heirman, J., Khincha, R., Khraise, L., Kondylis, F., La, M. P., Lerva, B., Lombardini, S., Uckat, H., & Umargaliyev, K. (2024). *Impact evaluation of the school meal programme in Jordan*. World Food Programme.

High-Level Panel on Social Protection in Fragile and Conflict-Affected Settings. (2025). *Social protection for stability: A catalytic agenda*. Social Protection Technical Assistance, Advice and Resources Facility. https://www.gov.uk/government/publications/social-protection-for-stability-a-catalytic-agenda

International Fund for Agricultural Development. (2025, October 14). *IFAD pledges to transform the lives of at least 70 million small-scale food producers* [Press release]. https://www.ifad.org/en/w/news/ifad-pledges-to-transform-the-lives-of-at-least-70-million-small-scale-food-producers-as-part-of-the-world-bank-s-agriconnect-initiative

International Fund for Agricultural Development. (n.d.) *Replenishment*. Rome. [Cited 20 October 2026]. https://www.ifad.org/en/replenishment

International Fund for Agricultural Development. (2026a). *Draft Report of the Consultation on the Fourteenth Replenishment of IFAD's Resources: Investing in rural people for food security, economic growth and stability*. Draft report for feedback, 1 September 2026 (IFAD14/2/R.X). Rome. https://www.ifad.org/en/w/publications/draft-report-for-feedback-ifad14-replenishment-report

International Fund for Agricultural Development. (2026b). *IDB and IFAD sign new agreement to scale up joint investment in rural development across Latin America and the Caribbean*. News story, 24 September 2026. Rome. https://www.ifad.org/en/w/news/idb-and-ifad-sign-new-agreement-to-scale-up-joint-investment-in-rural-development-across-latin-america-and-the-caribbean

International Labour Organization. (2024). *World social protection report 2024–26: Universal social protection for climate action and a just transition*. International Labour Office. https://doi.org/10.54394/ZMDK5543

International Labour Organization. (2026a). *ILO Global Flagship Programme on Building Social Protection Floors for All: Report of the second phase (2021–25)*. International Labour Office.

International Labour Organization. (2026b). *ILO Global Flagship Programme on Building Social Protection Floors for All: Strategy for the third phase (2026–30)*. International Labour Office.

Karlan, D., Osei, R., Osei-Akoto, I., & Udry, C. (2014). Agricultural decisions after relaxing credit and risk constraints. *The Quarterly Journal of Economics, 129*(2), 597–652. https://doi.org/10.1093/qje/qju002

Kristjansson, E., Dignam, M., Rizvi, A., Osman, M., Magwood, O., Olarte, D., Cohen, J. F. W., Krasevec, J., Grover, T., Labelle, P. R., Garner, J. A., Janzen, L., Rossiter, S., Dewidar, O., Shea, B., Welch, V., & Wells, G. A. (2025). School feeding programmes for improving the physical and psychological health of school children experiencing socioeconomic disadvantage. *Cochrane Database of Systematic Reviews, 12*, CD014794. https://doi.org/10.1002/14651858.CD014794.pub2

Kump, I., & Mudie-Mantz, A. (2026). Development and humanitarian assistance: Death by a thousand cuts? In *Munich Security Report 2026*. Munich Security Conference. https://securityconference.org/en/publications/munich-security-report/2026/development-and-humanitarian-assistance/

Laborde, D., Parent, M., & Smaller, C. (2020). *Ending hunger, increasing incomes, and protecting the climate*. IISD & IFPRI. https://ceres2030.iisd.org

Lowder, S. K., Bhalla, G., & Davis, B. (2025). Decreasing farm sizes and the viability of smallholder farmers: Implications for resilient and inclusive rural transformation. *Global Food Security, 45*, 100854. https://doi.org/10.1016/j.gfs.2025.100854

Mahler, D. G., & Lambrechts, M. (2026). Past, present and future: 100 years of challenges in tackling extreme poverty. In A. F. Pirlea et al. (Eds.), *Atlas of global development 2026*. World Bank.

Malawi Broadcasting Corporation. (2025). *Malawi launches First Foods Africa Initiative to combat child food poverty*. 23 April 2025. Blantyre, MBC. https://mbc.mw/malawi-launches-first-foods-africa-initiative-to-combat-child-food-poverty/

Mendes, A., Miyamoto, W., Nguyen, T. L., Pennings, S., & Feler, L. (2023). *The macroeconomic effects of cash transfers: Evidence from Brazil* (Policy Research Working Paper 10652). World Bank. https://documents.worldbank.org/en/publication/documents-reports/documentdetail/099423212192325062

Neri, M. C., Vaz, F. M., & Souza, P. H. G. F. (2013). Efeitos macroeconômicos do Programa Bolsa Família. In T. Campello & M. C. Neri (Eds.), *Programa Bolsa Família: Uma década de inclusão e cidadania*. Ipea.

North Atlantic Treaty Organization. (2025, June 25). *The Hague Summit Declaration*. https://www.nato.int/en/about-us/official-texts-and-resources/official-texts/2025/06/25/the-hague-summit-declaration

Okamura, Y., Iyengar, H. T. M. M., & Andrews, C. (2025). *Wake-up call for social assistance? An unfinished mission to reach the poor and beyond: State of Social Protection Report 2025—The 2-billion-person challenge background paper #3* (Social Protection and Labor Discussion Paper No. 2510). World Bank. https://documents.worldbank.org/en/publication/documents-reports/documentdetail/099816304042510848

Organisation for Economic Co-operation and Development. (2026a, April). *A historic decline in foreign aid: Preliminary 2025 ODA data*. https://www.oecd.org/en/data/insights/data-explainers/2026/04/a-historic-decline-in-foreign-aid-preliminary-2025-oda-data.html

Organisation for Economic Co-operation and Development. (2026b). *OECD guidance on reducing poverty and inequalities through development co-operation*. OECD Publishing. https://doi.org/10.1787/d6690bba-en

Oxford Poverty and Human Development Initiative. (2026). *Lines of Sight: Three Ways to Compare Monetary and Multidimensional Poverty*. Oxford: OPHI, University of Oxford. https://ophi.org.uk/publications/Lines-of-sight-2026

Pastorino, S., Springmann, M., Backlund, U., Kaljonen, M., Singh, S., Hunter, D., Vargas, M., Milani, P., Bellanca, R., Eustachio Colombo, P., Makowicz Bastos, D., Manjella, A., Wasilwa, L., Wasike, V., Bundy, D. A. P., & the Research Consortium White Paper Writing Team. (2023). *School meals and food systems: Rethinking the consequences for climate, environment, biodiversity, and food sovereignty* [Discussion paper]. London School of Hygiene & Tropical Medicine. https://doi.org/10.17037/PUBS.04671492

Pople, A., Hill, R., Dercon, S., & Brunckhorst, B. (2026). The importance of being early? Anticipatory cash transfers for flood-affected households. *The World Bank Economic Review*, lhag016. https://academic.oup.com/wber/advance-article/doi/10.1093/wber/lhag016/8675570

Ricciardi, V., Mehrabi, Z., Wittman, H., James, D., & Ramankutty, N. (2021). Higher yields and more biodiversity on smaller farms. *Nature Sustainability, 4*, 651–657. https://doi.org/10.1038/s41893-021-00699-2

Richardson, D., Harris, D., Mackinder, S., & Hudson, J. (2023). *Too little, too late*. UNICEF Office of Research—Innocenti.

Rodrik, D. (1998). Why do more open economies have bigger governments? *Journal of Political Economy, 106*(5), 997–1032. https://doi.org/10.1086/250038

Shekar, M., Shibata Okamura, K., Vilar-Compte, M., & Dell'Aira, C. (Eds.). (2024). *Investment framework for nutrition 2024*. World Bank.

Stockholm International Peace Research Institute. (2025, April 28). *Unprecedented rise in global military expenditure as European and Middle East spending surges* [Press release]. https://www.sipri.org/media/press-release/2025/unprecedented-rise-global-military-expenditure-european-and-middle-east-spending-surges

Stockholm International Peace Research Institute. (2026, April 27). *Global military spending rise continues as European and Asian expenditures surge* [Press release]. https://www.sipri.org/media/press-release/2026/global-military-spending-rise-continues-european-and-asian-expenditures-surge

Swithern, S., Lazer, K., Rieger, N., & Carter, B. (2025). *Financing social protection in protracted crises* (BASIC Research Working Paper 41). Institute of Development Studies.

Thome, K., Taylor, J.E., Filipski, M., Davis, B. & Handa, S. (2016). *The local economy impacts of social cash transfers: A comparative analysis of seven sub-Saharan countries*. Rome, FAO. https://www.fao.org/3/a-i5375e.pdf

United Nations & World Bank. (2018). *Pathways for peace: Inclusive approaches to preventing violent conflict*. World Bank. https://openknowledge.worldbank.org/entities/publication/4c36fca6-c7e0-5927-b171-468b0b236b59

United Nations Children's Fund, (2021). *UNICEF programming guidance: Prevention of malnutrition in women before and during pregnancy and while breastfeeding*. UNICEF. "And others": Shekar, Meera, Kyoko Shibata Okamura, Mireya Vilar-Compte, and Chiara Dell'Aira, eds. 2024. *Investment Framework for Nutrition 2024.* Human Development Perspectives. Washington, DC: World Bank.
Bhutta, Z.A., Das, J.K., Rizvi, A., et al. (2013). "Evidence-based interventions for improvement of maternal and child nutrition: what can be done and at what cost?" *The Lancet*, 382(9890), 452–477. DOI: https://doi.org/10.1016/S0140-6736(13)60996-4
Keats, E. C., Das, J. K., Salam, R. A., Lassi, Z. S., Imdad, A., Black, R. E., & Bhutta, Z. A. (2021). Effective interventions to address maternal and child malnutrition: An update of the evidence. *The Lancet Child & Adolescent Health, 5*(5), 367–384. https://doi.org/10.1016/S2352-4642(20)30274-1

United Nations Children's Fund. (2023). *Transforming food systems for children: UNICEF at work*.

United Nations Children's Fund. (2025a). *Global Annual Results Report 2024. Goal Area 1: Every child survives and thrives. Child nutrition and development*. New York, UNICEF. https://www.unicef.org/media/173821/file/Global-annual-results-report-GA1-vol-II-Nutrition-2024.pdf

United Nations Children's Fund. (2025b). *UNICEF First Foods Africa Initiative: Invitation to eligible companies*. Request for expressions of interest REOI-FFA-2025-001, published 26 February 2025. United Nations Global Marketplace. [Cited 20 October 2026]. https://www.ungm.org/Public/Notice/260484

United Nations Children's Fund. (2025c). *UNICEF and partners launch First Foods Africa, a bold initiative to end child food poverty and malnutrition*. Press release, 28 September 2025. Dakar, UNICEF West and Central Africa Regional Office. https://www.unicef.org/wca/press-releases/unicef-and-partners-launch-first-foods-africa-bold-initiative-end-child-food-poverty

United Nations Children's Fund & World Bank. (2024). *Child poverty: Global, regional, and select national trends*. World Bank. https://www.worldbank.org/en/topic/poverty/publication/child-poverty-global-regional-and-select-national-trends

United Nations Conference on Trade and Development. (2025). *A world of debt 2025*. https://unctad.org/publication/world-of-debt

United Nations Development Programme. (2023). *Agriculture insurance for smallholder farmers in Mexico*. https://irff.undp.org/factsheet/agriculture-insurance-smallholder-farmers-mexico

United Nations Development Programme & Oxford Poverty and Human Development Initiative. (2026). *Global Multidimensional Poverty Index 2026*. United Nations Development Programme.

Verguet, S., Limasalle, P., Chakrabarti, A., Husain, A., Burbano, C., Drake, L., & Bundy, D. A. P. (2020). The broader economic value of school feeding programmes in low- and middle-income countries: Estimating the multi-sectoral returns to public health, human capital, social protection, and the local economy. *Frontiers in Public Health, 8*, 587046. https://doi.org/10.3389/fpubh.2020.587046

Watkins, K., Nwajiaku-Dahou, K., Long, C., Manuel, M., Sissa, A., Stronge, C., & Knox, D. (2025). *Building equitable global social protection systems for a Sustainable Development Goal recovery: The case for a global virtual financing mechanism*. Social Protection Technical Assistance, Advice and Resources Facility. https://odi.org/en/publications/building-equitable-social-protection-systems-for-a-sustainable-development-goal-recovery-the-case-for-a-global-virtual-financing-mechanism/

World Bank. (2024a). How has the profile of extreme poverty changed over the last decade? *World Bank Open Data Blog*. https://blogs.worldbank.org/en/opendata/how-has-the-profile-of-extreme-poverty-changed-over-the-last-decade

World Bank. (2024b, October 13). Poorest economies face toughest conditions in two decades [Press release]. https://www.worldbank.org/en/news/press-release/2024/10/11/poorest-economies-face-toughest-conditions-in-two-decades

World Bank. (2024c). Poverty, prosperity, and planet report 2024: Pathways out of the polycrisis. https://doi.org/10.1596/978-1-4648-2123-3

World Bank. (2024d). *World Bank gender strategy 2024–2030: Accelerate gender equality to end poverty on a livable planet*. https://www.worldbank.org/en/topic/gender

World Bank. (2025). *State of social protection report 2025: The 2-billion-person challenge*. https://documents.worldbank.org/en/publication/documents-reports/documentdetail/099042725111568158

World Bank. (2026a). *Global economic prospects, June 2026*. https://www.worldbank.org/en/publication/global-economic-prospects

World Bank. (2026b, September 16). *Michael Kremer appointed as World Bank Group chief economist* [Press release]. https://www.worldbank.org/en/news/press-release/2026/09/16/michael-kremer-appointed-as-world-bank-group-chief-economist

World Bank. (2026c). *Poverty and Inequality Platform* (September 2026 update). Washington, DC. [Cited 6 October 2026]. https://pip.worldbank.org *See also* Moreno Herrera, L., Castaneda Aguilar, R.A., Lakner, C., Lara Ibarra, G. & Nguyen, M.C. (2026). September 2026 global poverty update from the World Bank: One in ten worldwide live in extreme poverty. *World Bank Data Blog*, 22 September 2026.

World Bank. (2026d). Poverty, Prosperity, and Planet Report 2026: Jobs at the Center of Poverty Eradication. World Bank. https://doi.org/10.1596/978-1-4648-2342-8

World Bank Group. (2026e). *SP500 implementation plan FY2026–2030 draft* [Internal document].

World Food Programme. (2023). *The R4 Rural Resilience Initiative*. https://www.wfp.org/r4-rural-resilience-initiative

World Food Programme. (2024). *State of school feeding worldwide 2024*. https://doi.org/10.71958/wfp130772

World Food Programme. (2026, August 5). *World Food Programme ramps up preparedness and response plans as El Niño threatens to push tens of millions into acute hunger*. https://www.wfp.org/news/world-food-programme-ramps-preparedness-and-response-plans-el-nino-threatens-push-tens

THE
RACE TO
2030

Recent Progress against Hunger and Poverty and Lessons for Acceleration

ANNEX 1: DELIVERING ON OUR COMMITMENTS

Member action against Statements of Commitment and the 2030 Sprints

Each entry below records a concrete action taken by a member of the Global Alliance against Hunger and Poverty. Entries were surfaced from publicly available sources, checked for accuracy and for their link to the member's Alliance commitment, and then reviewed and confirmed by the member itself. Text is reproduced as confirmed.

GLOBAL ALLIANCE
AGAINST HUNGER
AND POVERTY

ANNEX 1
TABLE OF CONTENTS

79 Entries responding to Section 2.3
Social protection and economic inclusion
60 entries from 42 members

108 Entries responding to Section 2.4
Resilient small-scale agriculture support, water access and other solutions
33 entries from 29 members

126 Entries responding to Section 2.5
School meals, childhood nutrition and maternal support
53 entries from 49 members

2.3

Entries responding to Section 2.3

SOCIAL PROTECTION AND **ECONOMIC INCLUSION**

60 entries from 42 members

2030 SPRINT AREAS Cash Transfers · Socio-economic Inclusion

ENTRIES RESPONDING TO SECTION 2.3

Social protection and economic inclusion

Armenia

SOCIO-ECONOMIC INCLUSION

REPORTED

December 2024

POLICY BASKET

Integrated programmes for economic inclusion

Job placement/intermediation

Training (vocational, life skills, cash for training, entrepreneurship)

Armenia approves a 2025–2031 strategy to move benefit recipients into work

WHAT WAS DELIVERED

Armenia's government approved a Strategic Employment Programme for 2025–2031 on 27 December 2024, establishing structured pathways from social assistance receipt to labour market participation. The programme targets an increase in total employment to 1.4 million people by 2031 (up from approximately 1.15 million in 2022), a reduction in the national poverty rate to 19 per cent, and a rise in the community employment rate from 51.2 per cent to 60.7 per cent. Priority groups include social assistance beneficiaries, women aged 30–39, and unemployed youth not in education or training; the strategy also aims to halve the underutilised labour force to 166,550 people by 2031. Vocational training and job intermediation services are central delivery mechanisms.

HOW THIS ADVANCES ARMENIA'S COMMITMENT — This initiative directly delivers on Armenia's Statement of Commitment, which commits to livelihood diversification and integrated programmes for economic inclusion through graduation models that move beneficiaries from social protection schemes into employment and livelihoods. The Employment Programme formalises that graduation pathway, setting explicit workforce-integration targets for social benefit recipients and expanding the training and job placement services required to sustain the transition.

Asian Development Bank (ADB)

REPORTED

April 2026

POLICY BASKET

Integrated programmes for climate and shock resilience, including programmes related to anticipatory, adaptive and shock-responsive social protection

Social registry

Digital transformation of social protection information systems

Asian Development Bank provides USD 250 million to strengthen Bangladesh's shock-responsive social protection

WHAT WAS DELIVERED

As of April 2026, the Asian Development Bank is providing a USD 250 million loan to Bangladesh to operationalize critical reforms under the Second Strengthening Social Resilience Program (Subprogram 2). The programme focuses on strengthening protective and preventive measures to reduce vulnerability, exclusion, and poverty risks; improving social protection system management; expanding coverage for vulnerable populations; and enhancing the system's shock-responsiveness to enable faster and more effective social protection for those in need of humanitarian response.

This is the second phase of ADB's sustained social protection engagement in Bangladesh, building on institutional foundations established in the first subprogram. Key reform areas include strengthening the social protection program management social registry, expanding coverage for vulnerable households including shock-responsive protection, and introducing social protection for workers to mitigate their lifecycle risks such as work injuries, as well as improving shock-responsive delivery capacity.

HOW THIS ADVANCES ADB'S COMMITMENT — The loan directly implements ADB's Statement of Commitment, which commits to at least USD 14 billion in comprehensive support — including anticipatory, adaptive, and shock-responsive social protection — for borrowing member countries. The Bangladesh programme represents a concrete application of this commitment in the Asia-Pacific region, institutionalizing the systemic reforms that ADB pledged to support under the Alliance.

Ação da Cidadania

REPORTED
February 2024

POLICY BASKET
Social registry
Social Service Centres
Digital transformation of social protection information systems

Ação da Cidadania's active search project inserts 752 extremely vulnerable families into Brazil's social registry

WHAT WAS DELIVERED

Ação da Cidadania, supported by FIOCRUZ, successfully concluded the implementation of the "Busca Ativa nas Favelas" (Active Search in Favelas) project. Over 200 community leaders were trained across 56 local committees in 11 municipalities within the Rio de Janeiro Metropolitan Region to act as active search agents in their territories. Utilizing a custom WhatsApp BOT for interviews, these leaders mapped local socio-economic conditions and directed eligible families to social assistance. 25,554 vulnerable individuals were reached, 95 per cent of whom are women. As a concrete outcome, the project successfully secured the insertion of 752 extremely vulnerable families into the Single Registry (CadÚnico). Furthermore, 26 community task forces were conducted and a "Citizenship Festival" was organized to bring essential public services (Public Defender's Office, SUS, CadMóvel) directly to the mapped families.

HOW THIS ADVANCES AÇÃO DA CIDADANIA'S COMMITMENT — These actions relates directly to Ação da Cidadania's Statement of Commitment under the Knowledge Support commitments. Specifically, they fulfil the explicit commitment to implement the "Active Search Project (Busca Ativa)", aiming to identify and direct families not registered in the Single Registry (CadÚnico) to Social Assistance Policy equipment.

Benin

CASH TRANSFERS

REPORTED
September 2025

POLICY BASKET
Conditional cash transfer (CCT)

Benin launches Gbessoke cash transfers for more than 20,000 beneficiaries

WHAT WAS DELIVERED

On 18 September 2025, Benin launched the operational phase of Gbessoke, its Productive Social Safety Nets Programme, with first cash payments reaching more than 20,000 beneficiaries — 85 per cent of them women — across 12 pilot communes. A total of CFA 208 million (approximately USD 334,000) was disbursed. Beneficiary households receive monthly transfers, with additional payments of CFA 50,000 (approximately USD 81) at months six and nine to support income-generating activities.

HOW THIS ADVANCES BENIN'S COMMITMENT — The operationalization of Gbessoke directly advances Benin's Sprints 2030 commitment to expand cash transfers through its single social registry, with a clear scaling trajectory toward the committed target of 150,000 extremely poor households.

Brazil

CASH TRANSFERS

REPORTED
September 2025

POLICY BASKET
Conditional cash transfer (CCT)

Brazil's Bolsa Família reaches 50.1 million people

WHAT WAS DELIVERED

Brazil's Bolsa Família conditional cash transfer programme currently covers 19.3 million families — 50.1 million people, as of June 2026 — making it the country's principal income transfer instrument and its second-largest item of federal expenditure. Research published in The Lancet has documented the programme's significant impact in reducing morbidity and mortality among beneficiary populations.

HOW THIS ADVANCES BRAZIL'S COMMITMENT — Since 2023, the Brazilian government has been conducting regular registration reviews of the CadÚnico social registry — known as 'averiguações e revisões cadastrais'. In 2025, the government launched a new version of CadÚnico's automated system, designed to strengthen data integrity and reduce fraud. Additionally, in 2026 a new website and mobile application were launched for Bolsa Família. These measures represent concrete steps in fulfiling Brazil's Statement of Commitment to maintain, modernize, and strengthen Bolsa Família as its flagship cash transfer programme.

Burundi

CASH TRANSFERS

REPORTED
June 2025

POLICY BASKET
Unconditional cash transfer

Burundi's cash transfers reach 1.56 million people, passing its 2030 target

WHAT WAS DELIVERED

In June 2025, Burundi secured USD 79 million in additional financing (AF2) from the World Bank for its Cash for Jobs Project, Merankabandi II. This financing expands the programme's reach to 312,000 households — approximately 1.56 million beneficiaries — including refugees, while introducing labour-intensive public works and a sequenced support package to facilitate refugee integration into national social protection systems.

HOW THIS ADVANCES BURUNDI'S COMMITMENT — This milestone directly delivers on Burundi's Sprints 2030 commitment to expand its World Bank-supported cash transfer programme to reach 1.5 million people. With AF2 now targeting 1.56 million beneficiaries nationally, Burundi has surpassed that threshold and is on track to meet its 2030 target.

Burundi

CASH TRANSFERS

REPORTED
January 2026

POLICY BASKET
Unconditional cash transfer

Burundi upgrades social protection delivery through the open source openIMIS platform

WHAT WAS DELIVERED

Burundi has strengthened its social protection delivery infrastructure by transitioning its Management Information System (MIS) to the open source openIMIS platform. The upgraded system integrates modules for beneficiary targeting, payment processing, monitoring and evaluation, and grievance redress, providing a more robust and scalable foundation for national social protection delivery.

HOW THIS ADVANCES BURUNDI'S COMMITMENT — This investment in delivery systems supports Burundi's Sprints 2030 commitment to scale up cash transfers, as the strengthened infrastructure is designed to enable the expansion of coverage envisaged under that commitment.

Canada

REPORTED
July 2026

POLICY BASKET
Integrated programmes for climate and shock resilience, including programmes related to anticipatory, adaptive and shock-responsive social protection

Canada disburses its full USD 100 million commitment to IFAD's 13th replenishment

WHAT WAS DELIVERED

Canada has fully disbursed its USD 100 million commitment to the 13th replenishment of the International Fund for Agricultural Development (IFAD). Canada is contributing to IFAD's strong early delivery of its financial framework, with 80 per cent of the sovereign investment pipeline targeted at USD 3.24 billion to be programmed in the first two years. IFAD is delivering impact through integrated country programmes, including an enhanced focus on fragile contexts, climate resilience and biodiversity, and engagement with the private sector.

HOW THIS ADVANCES CANADA'S COMMITMENT — This fulfils Canada's financial support commitment for the 13th replenishment in its Statement of Commitment with the Global Alliance.

Chad

CASH TRANSFERS

REPORTED
June 2025

DEVELOPMENT PARTNERS
World Bank Group (WBG)

POLICY BASKET
Conditional cash transfer (CCT)
Unconditional cash transfer

Chad launches livelihoods support for 62,200 extremely poor households and unified social registry

WHAT WAS DELIVERED

The Chad Adaptive and Productive Safety Nets Project was launched at the end of June 2025, with World Bank support comprising USD 100 million in IDA credit and USD 20 million in SASPP funding. The project targets 62,200 extremely poor households — including 12,090 refugee households — providing emergency cash transfers alongside a three-year productive inclusion package. It also establishes a new national Productive Social Safety Net Program (PSSNP) and a Unified Social Registry designed to improve the targeting of households living in poverty.

HOW THIS ADVANCES CHAD'S COMMITMENT — This launch delivers directly on Chad's Sprint 2030 commitment to inaugurate cash transfers in 17 of its 23 provinces and to build a national social registry for more accurate poverty targeting. The project's combination of immediate cash assistance, long-term productive inclusion, and new national social protection infrastructure represents concrete progress against both pillars of that commitment.

Chile

CASH TRANSFERS

REPORTED
May 2025

DEVELOPMENT PARTNERS
World Bank Group (WBG)

POLICY BASKET
Conditional cash transfer (CCT)

Chile secures USD 150 million to strengthen its social protection system

WHAT WAS DELIVERED

Chile has secured a USD 150 million loan from the World Bank to strengthen the inclusiveness, effectiveness, and efficiency of its social protection system. Implementation of this project involves measures aimed at bolstering strategic programs and initiatives for the Ministry of Social Development and Family, such as Local Childhood Offices (OLN in Spanish), the National Support and Care System (SNAC in Spanish), the Family program, the consolidation of Local Social Management (GSL in Spanish), and the ongoing strengthening of the Social Household Registry (RSH in Spanish), among others. Furthermore, its execution supports the institutional goal of shifting from an approach focused solely on expanding coverage toward greater integration, quality, effectiveness, and a results-oriented focus in public interventions.

HOW THIS ADVANCES CHILE'S COMMITMENT — This investment directly delivers on Chile's Sprint 2030 commitment to expand its cash transfer programmes and strengthen institutional and international partnerships in support of the country's most vulnerable people.

China

SOCIO-ECONOMIC INCLUSION

REPORTED
July 2025

POLICY BASKET
Training (vocational, life skills, cash for training, entrepreneurship)
Job placement/intermediation
Public works, employment guarantee schemes and direct job creation including community development programmes

China launches vocational training initiative for more than 30 million workers

WHAT WAS DELIVERED

In July 2025, China's State Council launched a three-year Vocational Skills Upgrading Training Initiative (2025–2027) targeting more than 30 million workers, with dedicated focus on advanced manufacturing, the digital economy, and agriculture and rural revitalization. The initiative prioritizes migrant workers, unemployed youth, and rural residents, and introduces a new eight-level worker skills system that links vocational qualifications directly to wage progression—creating a structural mechanism to raise rural incomes and reduce economic vulnerability.

HOW THIS ADVANCES CHINA'S COMMITMENT — This initiative directly advances China's Statement of Commitment to the Alliance, which pledged to implement monitoring and assistance mechanisms to prevent rural residents from lapsing into extreme poverty and to continue rural revitalization through vocational training and employment support programmes. By mobilizing large-scale training with explicit allocations for agriculture and rural revitalization, targeting underserved groups, and embedding financial incentives through the qualification-to-wage linkage, the initiative delivers concretely on those commitments.

Colombia

CASH TRANSFERS

REPORTED
April 2025

POLICY BASKET
Conditional cash transfer (CCT)

Colombia's cash transfer payments reach 710,000 beneficiaries and Hambre Cero is launched

WHAT WAS DELIVERED

Colombia has launched the third cycle of payments for its Citizen Income and VAT Refund programmes, reaching 710,000 banked and unbanked beneficiaries with a combined value of over 324 billion pesos. In parallel, Colombia has initiated the first phase of the Hambre Cero strategy—developed in cooperation with WFP—targeting more than 142,000 households across 89 municipalities, with a total investment exceeding 49.5 billion pesos.

HOW THIS ADVANCES COLOMBIA'S COMMITMENT — Both programmes directly fulfil Colombia's Statement of Commitment to expand cash transfers—conditional and unconditional—to its most vulnerable populations.

Comida do Amanhã Institute

REPORTED
December 2025

POLICY BASKET
Multilevel governance

Comida do Amanhã Institute's LUPPA helps over 70 Brazilian cities develop participatory food strategies

WHAT WAS DELIVERED

Through its main program, the Laboratory on Urban Food Policies (LUPPA), the Comida do Amanhã Institute has successfully supported over 70 Brazilian cities in developing participatory food strategies with a systems approach. By the end of the 3rd edition (September 2024), the program reached a significant milestone: 40 per cent of the participating cities that lacked a Food and Nutrition Security (FNS) Strategy had either launched or were in the final stages of launching their municipal plans. This achievement fulfils the commitment to support equality and inclusivity in food policy governance and the implementation of policy instruments at the local level. The 4th edition (2024/2025) expanded this network with 11 new municipalities, representing over 2 million inhabitants. A major milestone was the LUPPA LAB #4, held in Barcarena (PA) in May 2025—the first convening held in the Amazon region—which focused on linking local food systems to the global climate agenda in preparation for COP30. This edition specifically delivered on the commitment to institutionalize food security by training city officials to integrate food policies into Municipal Multi-Year Plans (PPA 2026-2029). Furthermore, 68 per cent of the attending municipalities were accompanied by civil society representatives, ensuring inclusivity and social control in local governance.

HOW THIS ADVANCES COMIDA DO AMANHÃ INSTITUTE'S COMMITMENT — These actions operationalize the Institute's Statement of Commitment, including sections on knowledge, governance and capacity development support.

Comida do Amanhã Institute

REPORTED
July 2026

POLICY BASKET
Multilevel governance
Integrated programmes for climate and shock resilience, including programmes related to anticipatory, adaptive and shock-responsive social protection

Comida do Amanhã Institute publishes climate-focused LUPPA guidance on resilient urban food systems

WHAT WAS DELIVERED

Fulfilling the declaration of its technical capacity to research and develop policy guidance, Comida do Amanhã published the LUPPA Journals (Cadernos LUPPA), which systematize innovative local public policies for food system transformation. The 4th edition released in 2025 provided an analysis on the relationship between food systems and climate, systematizing initiatives that promote climate resilience through agroecology and sustainable local production. These materials serve as a global reference, as evidenced by LUPPA's recognition in international reports such as SOFI 2023 and the CFS High-Level Panel of Experts (HLPE) 2024 report on urban and peri-urban food systems, confirming the Comida do Amanhã role as a provider of high-level evidence for Alliance members.

HOW THIS ADVANCES COMIDA DO AMANHÃ INSTITUTE'S COMMITMENT — This operationalizes the Institute's Statement of Commitment, including sections on knowledge, governance and Policy Basket support.

Comida do Amanhã Institute

REPORTED
December 2025

POLICY BASKET
Multilevel governance

Comida do Amanhã Institute helps cities build locally tailored urban food plans

WHAT WAS DELIVERED

Since 2024, Comida do Amanhã has served as an implementation partner of the Brazilian Ministry for Social Assistance and Development (MDS) for the "Estratégia Alimenta Cidades". In 2024 the Comida do Amanhã provided capacity building support to the 60 largest Brazilian cities to develop their urban food agendas linked to the national food security policies. In 2025, the impact of this strategy was significantly scaled through two formal stages: (i) invited 23 new cities with over 300,000 inhabitants to join, and (ii) extended participation to 18 municipalities in Rio Grande do Sul on an emergency basis. The Institute technically coordinated this new phase for 23 cities while maintaining continuous support for the 60 cities from the first cycle, ensuring the permanence and strengthening of the urban food agenda across all territories.

Key concrete deliveries in 2025 included:

Capacity Building and Situational Diagnosis: Throughout the year, the Institute conducted 60 in-person workshops in all Brazilian regions for Cycle 1 municipalities (Ordinance 1,036/2024). These spaces allowed for collaborative situational diagnoses, identifying local priorities that guided the "Municipal Implementation Routes." To launch the second cycle, virtual mobilization and training workshops were held between November and December 2025 in articulation with the MDS.

Launch of a publication collecting experiences from the cities under Alimenta Cidades support ("Caderno de Experiências sobre Políticas Alimentares Urbanas") developed by federal government (SESAN/MDS) along with Comida do Amanhã. The document brings inspiring practices from all regions of the country, with a focus on expanding the human right to adequate food in an urban context, serving as a technical tool for public officials to build resilient food systems.

HOW THIS ADVANCES COMIDA DO AMANHÃ INSTITUTE'S COMMITMENT — This initiative directly delivers on the Institute's Statement of Commitment to providing technical assistance and capacity building to local governments and supporting mechanisms for multi-level coordination and integration in food policy planning.

Dominican Republic

SOCIO-ECONOMIC INCLUSION

REPORTED
July 2025

POLICY BASKET
Conditional cash transfer (CCT)

Dominican Republic reforms Supérate's delivery agency to strengthen social protection governance

WHAT WAS DELIVERED

The Dominican Republic has undertaken an institutional reform to strengthen the delivery infrastructure of the Dirección de Desarrollo Social Supérate, formerly the country's flagship Supérate programme encompassing its conditional and unconditional cash transfer schemes. This institutional transformation is part of a broader effort to strengthen the governance, coordination, delivery capacity and effectiveness of social protection policies in the Dominican Republic.

HOW THIS ADVANCES THE DOMINICAN REPUBLIC'S COMMITMENT — The reform supports the Dominican Republic's Statement of Commitment to implement a renewed Supérate strategy and to share knowledge and experience from these social protection programmes.

Education Cannot Wait (ECW)

REPORTED
February 2026

POLICY BASKET
Access to basic education

Education Cannot Wait launches education resilience programme for 62,600 crisis-affected children in Ituri

WHAT WAS DELIVERED

In February 2026, Education Cannot Wait (ECW) launched a USD 10 million investment for a two-year education resilience programme (2025–2027) in the Democratic Republic of the Congo's Ituri Province. Implemented by UNICEF in partnership with Save the Children, World Vision, and local NGOs, the programme aims to restore safe learning environments for more than 62,600 crisis-affected children in an active conflict zone.

HOW THIS ADVANCES ECW'S COMMITMENT — This investment is part of ECW's ongoing implementation of its 2027–2030 strategy and delivers directly on ECW's Statement of Commitment, which pledges to allocate at least 10 per cent of resources towards Early Childhood Education (ECE) in crisis contexts in order to reduce learning disruption for the most vulnerable children. The programme also reflects the SoC's commitment to integrating nutrition within education programming: ECW's school meals investments in DRC, implemented through WFP, include local procurement from smallholder farmers, embedding food security within the education response.

Egypt

CASH TRANSFERS

REPORTED
June 2025

POLICY BASKET
Conditional cash transfer (CCT)
Unconditional cash transfer

Egypt raises domestic financing for social protection to EGP 55 billion

WHAT WAS DELIVERED

Egypt has announced a significant increase in funding for its Takaful and Karama social protection programme, raising its budget allocation to approximately EGP 55 billion for fiscal year 2025/2026. The programme currently serves 7.7 million families nationwide and is expected to expand coverage by a further 500,000 families during the same fiscal year.

HOW THIS ADVANCES EGYPT'S COMMITMENT — This expanded investment directly supports Egypt's Statement of Commitment to scale up the Takaful and Karama programme alongside its Social Insurance Pension, reinforcing the country's social safety net for those most in need.

Egypt

SOCIO-ECONOMIC INCLUSION

REPORTED

January 2026

POLICY BASKET

Integrated programmes for economic inclusion

Integrated programmes for gender equality and empowerment

Inclusive credit, insurance and financial services

Egypt's Decent Life reaches 18 million people through integrated rural investment

WHAT WAS DELIVERED

Egypt's Ministry of International Cooperation released in January 2026 its 2025 Annual Review of Phase One of the Haya Karima (Decent Life) Initiative, reporting an 89 per cent implementation rate across 1,477 villages and benefits reaching approximately 18 million citizens. EGP 68.7 billion in microfinance and MSME financing was extended to 3.2 million recipients — 55 per cent of whom were women — improving the female financial inclusion index by 19.9 percentage points. Of the EGP 350 billion Phase One budget, EGP 306 billion has been disbursed, with 70 per cent of investments directed to human development outcomes including health, education, and economic empowerment.

HOW THIS ADVANCES EGYPT'S COMMITMENT — Egypt's Statement of Commitment references the Decent Life (Hayah Karima) Initiative as its core model for integrated economic inclusion, job creation, and gender-driven rural empowerment. The annual review documents concrete Phase One delivery directly aligned with Egypt's Statement of Commitment to integrated programmes for economic inclusion and gender equality and empowerment in the Socio-economic Inclusion Sprint area.

Germany

REPORTED

July 2026

POLICY BASKET

Multilevel governance

Digital transformation of social protection information systems

Payment mechanisms

Germany supports openIMIS digital systems serving 38 million people in 14 countries

WHAT WAS DELIVERED

Germany's Federal Ministry for Economic Cooperation and Development (BMZ) promotes social protection worldwide by strengthening system adaptiveness to climate risks and fragility, advancing systems' digital transformation, and fostering partnership-based approaches.

To achieve this, BMZ, together with UN institutions, the World Bank and further partners, is advancing the "Multistakeholder Engagement to implement the Global Accelerator on Jobs and Social Protection for Just Transitions and the World Bank Social Protection Compass" (M GA). This joint initiative aims at accelerating progress to achieve universal social protection and create decent and productive jobs through joint action at country, regional and global level. Germany has contributed EUR 47 million to date, already yielding improved in country cooperation between UN agencies and the World Bank in 26 countries as well as increasingly harmonised definitions and standards, and knowledge products on global level.

To strengthen adaptive social protection systems, BMZ supports the World Bank's Sahel Adaptive Social Protection Programme, implemented in six Sahelian countries. Between July 2024 and June 2025, the programme reached over 1.2 million people, with digital payments rising to 64 per cent. Phase III, launched in 2025, focuses on expanding sustainable social protection to the poorest 15 per cent of the population.

Germany's engagement on digital transformation of social protection systems includes openIMIS – an open source digital public good – currently serving over 38 million people in 14 countries, and the Digital Convergence Initiative that supports more than 21 partner countries with standards and guidance for integrated, interoperable social protection information systems.

HOW THIS ADVANCES GERMANY'S COMMITMENT — These actions relate to Germany's Statement of Commitment, particularly its Policy Cooperation and Support Commitments on social protection. Germany commits to "share experiences and to support partner countries in their efforts to establish and expand their social protection systems," including through advice on social assistance, social insurance, integration into national social protection systems, and strengthening local administrative structures.

GiveDirectly

SOCIO-ECONOMIC INCLUSION

REPORTED
July 2025

POLICY BASKET
Unconditional cash transfer
Integrated programmes for economic inclusion

GiveDirectly commits to deliver USD 5 billion in cash transfers by 2035

WHAT WAS DELIVERED

GiveDirectly's target is to deliver USD 5 billion in cash transfers by 2035 (announced in 2025 as "GiveDirectly 2.0") to accelerate the end of extreme poverty, building on nearly USD 1 billion already disbursed. The plan includes scaling core lump-sum transfers, launching cash-for-pregnant-women programmes in Kenya and the Democratic Republic of the Congo, developing lighter-touch digital coaching paired with transfers, and building emergency cash deployment infrastructure capable of reaching crisis-affected populations within five days.

HOW THIS ADVANCES GIVEDIRECTLY'S COMMITMENT — GiveDirectly 2.0 directly delivers on the organisation's Statement of Commitment under the Alliance, which covers its capacity and readiness to support member governments in implementing and scaling integrated programmes for economic inclusion—including evidence-based unconditional cash transfer models and the Graduation approach. By scaling core operations, testing innovative delivery designs, and generating evidence through large-scale randomised trials, GiveDirectly is building the operational infrastructure and evidence base that governments can draw upon to adopt and scale cash-based economic inclusion programmes.

GiveDirectly

REPORTED
February 2026

DEVELOPMENT PARTNERS
Rwanda

POLICY BASKET
Conditional cash transfer (CCT)
Unconditional cash transfer
Social registry

GiveDirectly signs Rwanda co-financing framework to mobilise USD 20 million annually in matching funds

WHAT WAS DELIVERED

In February 2026, GiveDirectly and the Government of Rwanda signed a five-year Poverty Acceleration Co-Financing Basket Fund Framework Agreement, with the Government committing up to USD 10M/year and GiveDirectly mobilising USD 20M/year in matching funds. The programme consists of large cash transfers delivered by GiveDirectly - directly contributing to the National Strategy for Sustainable Graduation (NSSG) and using Rwanda's national social registry (SRIS) for targeting.

HOW THIS ADVANCES GIVEDIRECTLY'S COMMITMENT — This reflects GiveDirectly's Statement of Commitment to support large-scale, country-owned implementation of cash-based social protection and is aligned with the 2030 Sprint for cash transfers.

Global Agriculture and Food Security Program (GAFSP)

REPORTED

December 2025

POLICY BASKET

Multilevel governance

Integrated programmes for climate and shock resilience, including programmes related to anticipatory, adaptive and shock-responsive social protection

Integrated programmes for gender equality and empowerment

GAFSP sets a USD 590 million investment plan for 2025–2030

WHAT WAS DELIVERED

As of December 2025, the Global Agriculture and Food Security Program approved its Strategic Plan 2025–2030, placing its engagement with the Global Alliance against Hunger and Poverty among its priority partnerships. The Plan operationalizes Vision 2030 around three strategic directions: maximizing co-benefits across food and nutrition security, climate, nature and fragility; empowering smallholder women and men as key actors in agrifood systems and value chains; and catalysing additional public and private, global and domestic financing to scale high-impact innovations and investments.

These directions translate into three investment priorities: fostering innovative and integrated solutions for agrifood system transformation; encouraging multi-sector partnerships at global, national and grassroots levels; and de-risking sustainable investments and innovation through grants and blended finance to crowd in co-investors.

The approved funding envelope totals USD 590 million across GAFSP's financing architecture, including the Grant-Based Financing Track for country-led and producer organization-led investments, the Business Investment Financing Track, and the Private Sector Window.

HOW THIS ADVANCES GAFSP'S COMMITMENT — Through this strategy, GAFSP advances its commitment to the Alliance by serving not only as a financing mechanism, but as a connector platform that aligns governments, supervising entities, producer organizations, development partners, global funds and private investors around shared country priorities, reducing fragmentation and turning multiple financing streams into coherent country-led investment plans.

Global Agriculture and Food Security Program (GAFSP)

REPORTED

April 2026

POLICY BASKET

Integrated programmes for gender equality and empowerment

Multilevel governance

Integrated programmes for climate and shock resilience, including programmes related to anticipatory, adaptive and shock-responsive social protection

Promote inclusive access to agricultural markets

GAFSP launches USD 38 million call for proposals for producer organizations, with 16 selected to receive grants

WHAT WAS DELIVERED

Within the framework of GAFSP's Strategic Plan 2025–2030, GAFSP launched its 8th Call for Proposals for Producer Organization-led projects, with an indicative grant envelope of USD 38 million. The Call gives concrete effect to the Plan's emphasis on empowering smallholder women and men as central actors in agrifood systems, strengthening producer organizations as vehicles for locally led transformation, and using grant resources to catalyse wider partnerships and investment. It builds on GAFSP's previous support to producer organizations, through which more than USD 80 million has already been allocated to 32 PO-led projects.

The Call seeks to finance projects that strengthen rural food systems, boost climate resilience, improve market access and services for members, and advance women's empowerment. It also introduces stronger alignment with GAFSP's new strategic approach, including systematic attention to public-private linkages, synergies with GAFSP-supported public sector investments, and the piloting of regional producer organization proposals. Following the first stage of the process, 44 producer organizations were invited to proceed to the full proposal stage, confirming strong demand for direct, producer-led financing and the relevance of GAFSP's role as a connector between grassroots organizations, supervising entities, governments, and wider financing partners.

Grants were ultimately awarded to a final cohort of 16 producer organizations.

HOW THIS ADVANCES GAFSP'S COMMITMENT — These actions advance the financial support commitments of GAFSP's Statement of Commitment.

India

REPORTED
November 2025

DEVELOPMENT PARTNERS
Kenya

POLICY BASKET
Access to basic drinking water and sanitation services, and hygiene facilities
Training (vocational, life skills, cash for training, entrepreneurship)
Integrated programmes for gender equality and empowerment
Multilevel governance

India initiates technical cooperation with Kenya on community-led groundwater management

WHAT WAS DELIVERED

India has initiated technical cooperation with Kenya under the Alliance's Fast Track Implementation Initiative. India submitted an Expression of Interest to support Kenya's Maji Plus Climate Resilient Schools Programme by sharing implementation experience from the Atal Bhujal Yojana. Kenya subsequently accepted India's offer of support. Technical consultations involving the Government of Kenya, the Ministry of Jal Shakti, NITI Aayog and the Alliance Support Mechanism were held in October 2025, and a further knowledge exchange programme focusing on community-led groundwater management, train-the-trainers approaches, gender inclusion and community mobilisation is currently being organised.

HOW THIS ADVANCES INDIA'S COMMITMENT — This directly delivers on India's Statement of Commitment to co-create and provide technical assistance, capacity building and knowledge sharing to Alliance member countries through voluntary cooperation.

Inter-American Development Bank (IDB)

REPORTED
March 2026

POLICY BASKET
Social pension
Social registry

Inter-American Development Bank approves USD 290 million loan supporting 962,700 older Bolivians

WHAT WAS DELIVERED

In 2026, the Inter-American Development Bank approved a USD 290 million loan to strengthen Bolivia's social protection system through income support for vulnerable households and the development of a national Social Registry. The program will support regular Renta Dignidad transfers for approximately 962,700 people over the age of 60 who do not receive a contributory pension, including an estimated 380,000 people in poverty and 295,000 people in vulnerable households. It will also finance the creation of a Social Registry, including the registration of 150,000 households, with targets to register 50,000 female-headed households, 100,000 indigenous-headed households, and 10,000 households with persons with disabilities.

HOW THIS ADVANCES IDB'S COMMITMENT — This operation represents concrete delivery on the IDB's 2030 Sprint commitment and Statement of Commitment to allocate up to USD 25 billion from 2025 to 2030, and aligns with the goals of the Global Alliance against Hunger and Poverty by protecting vulnerable households from income shocks and strengthening the systems needed to better target social assistance.

Inter-American Development Bank (IDB)

REPORTED

August 2025

POLICY BASKET

Public works, employment guarantee schemes and direct job creation including community development programmes

Training (vocational, life skills, cash for training, entrepreneurship)

Access to basic health care

Social care services

Integrated programmes for climate and shock resilience, including programmes related to anticipatory, adaptive and shock-responsive social protection

Integrated programmes for economic inclusion

Inter-American Development Bank approves USD 43.9 million grant supporting vulnerable youth in Haiti

WHAT WAS DELIVERED

In 2025, the Inter-American Development Bank approved a USD 43.9 million grant to support the socioeconomic inclusion of vulnerable youth in Haiti through income support, skills development, protection services, and migrant reintegration. The program will support 8,600 young people through cash-for-work and vocational training initiatives, provide temporary employment to an additional 2,000 youth through the rehabilitation of community safe spaces, serve 114,000 young people through a network of multipurpose youth centres, provide health services to more than 35,000 youth, support a further 70,000 young people through mental health and gender-based violence interventions, and assist 10,000 returning migrant youth with reintegration support. Over a five-year implementation period, the program will also finance 210 community-driven infrastructure projects designed to strengthen resilience and expand opportunities for vulnerable youth nationwide. This is one of several operations that align with the IDB-supported implementation of Haiti's fast-track country plan under the Global Alliance against Hunger and Poverty, developed in collaboration by FAES (Economic and Social Assistance Fund) and MAST (Ministry of Social Affairs and Labor).

HOW THIS ADVANCES IDB'S COMMITMENT — This action is directly in line with the IDB's Statement of Commitment and its commitments to the 2030 Sprints for Cash Transfers and Socio-economic Inclusion.

International Fund for Agricultural Development (IFAD)

REPORTED

May 2026

POLICY BASKET

Multilevel governance

IFAD convenes Ethiopia–Brazil exchange on development finance for rural development

WHAT WAS DELIVERED

In May 2026, IFAD facilitated a South-South and Triangular Cooperation (SSTC) exchange between Ethiopia and Brazil focused on development finance and government planning, with an emphasis on rural development. The mission brought together representatives of the Development Bank of Ethiopia (DBE) and Brazilian institutions, including the Brazilian Cooperation Agency (ABC), the Ministry of Planning and Budget, the Ministry of Finance and other public entities, to exchange experiences and practical approaches related to development finance, public policy coordination and institutional mechanisms that support inclusive and sustainable rural development.

The exchange provided a platform for peer-to-peer learning on development finance, public policy and institutional arrangements that can support food security and poverty reduction objectives. It also helped strengthen cooperation between Ethiopia and Brazil by facilitating the sharing of lessons learned and good practices relevant to the implementation of nationally led development priorities.

HOW THIS ADVANCES IFAD'S COMMITMENT — This activity delivers on IFAD's Statement of Commitment to the Global Alliance against Hunger and Poverty, specifically its commitment to leverage South-South and Triangular Cooperation to foster knowledge exchange, technical cooperation and action-oriented policy dialogue in support of Sustainable Development Goals 1 and 2.

International Labour Organization (ILO)

REPORTED
December 2025

POLICY BASKET
Social registry
Subsidized health insurance
Social pension
Maternity protection/benefits

International Labour Organization helps extend social insurance to over 7.5 million people

WHAT WAS DELIVERED

In the context of the implementation of the Global Accelerator on Jobs and Social Protection for Just Transitions, UN country teams jointly supported governments to strengthen their social protection systems and employment policies, amongst others with the following results:

Cabo Verde: improvements in the social registry allowed to cover additional households with integrated social protection, leading to a 2 per cent decline in extreme poverty

Cambodia: Following the introduction of a new voluntary health insurance an additional 373,000 self-employed workers are covered.

Viet Nam: Support to the pension reform, resulted in an additional 1.6 million people covered

Uzbekistan: The new social insurance law extended coverage to an additional 5.8 million people for maternity and sickness benefits.

HOW THIS ADVANCES ILO'S COMMITMENT — These actions delivery on ILO's Statement of Commitment to implement the Global Accelerator.

International Labour Organization (ILO)

REPORTED
December 2025

POLICY BASKET
Subsidized health insurance
Unemployment benefits
Social pension

International Labour Organization helps improve unemployment benefits for 14.4 million Indonesian workers

WHAT WAS DELIVERED

In the context of its Global Flagship Programme on Building Social Protection Floors for all, the ILO supported countries to achieve the following results:

Burkina Faso: the Government adopted a decree on social security contribution rates, leading to the affiliation of over 300,000 people with the National Universal Health Insurance Fund.

Côte d'Ivoire: a new financing mechanism extended health insurance coverage to over 458,000 coffee and cocoa producers.

Togo: following the introduction of the health insurance scheme for private sector workers in 2024, by end of 2025, coverage had increased 2.4 million people.

Indonesia: the Government adopted new regulations that increased benefits under the country's Unemployment Insurance Scheme, impacting 14.4 million workers.

Viet Nam: the Government extended non-contributory pension coverage to an additional 1.6 million older persons and strengthened the adequacy of benefits for over three million beneficiaries.

HOW THIS ADVANCES ILO'S COMMITMENT — These actions are all in line with ILO's Statement of Commitment.

Italy

REPORTED
January 2026

POLICY BASKET
Payment mechanisms
Unconditional cash transfer
Food transfer or subsidized food (food distribution programmes)

Italy renews social food card through 2027 for 1.16 million low-income households

WHAT WAS DELIVERED

Italy's 2026 budget law, which entered into force on 1 January 2026, renewed the 'Dedicata a te' (Dedicated to You) social food card through 2027. The programme provides a one-time EUR 500 credit per household for purchases of essential foodstuffs — excluding alcohol — at participating retailers, targeting approximately 1.16 million households with ISEE income below EUR 15,000. Priority is given to families of at least three members, with lower-income households ranked first; recipients from previous years receive reloads on existing cards through Poste Italiane.

HOW THIS ADVANCES ITALY'S COMMITMENT — The 2026 renewal directly delivers on Italy's Statement of Commitment, which explicitly commits to implementing the 'Dedicata a te' social card as a key domestic social protection measure providing EUR 500 food purchase benefits to low-income families. By extending the measure through 2027 and continuing to reach approximately 1.16 million vulnerable households, Italy is sustaining the concrete delivery pledged in its Alliance commitment.

Kenya

CASH TRANSFERS

REPORTED
July 2025

DEVELOPMENT PARTNERS
World Bank Group (WBG)

POLICY BASKET
Unconditional cash transfer
Child and family support/benefits
Disability benefits
Social pension
Integrated programmes for economic inclusion

Kenya scales safety nets towards 12 million people across three million households

WHAT WAS DELIVERED

Kenya's Second Social and Economic Inclusion Project (KSEIP2) represents a major financing milestone for the country's Sprint 2030 and Statement of Commitment implementation. The project targets 12 million Kenyans (3 million households) including elderly persons, women, adolescents, children, and persons with disabilities. It scales up the existing National Safety Net Programme (NSNP), which started with 1.2 million people and now reaches 1.7 million, with a target of 2.5 million. KSEIP2 also expands the NICHE nutrition-sensitive cash-plus programme to target 57,000 households, extends the Hunger Safety Net Programme to all arid and semi-arid land (ASAL) counties through new census-style household registration, and introduces climate-resilient income-generating activities.

HOW THIS ADVANCES KENYA'S COMMITMENT — These interventions directly advance Kenya's Sprint 2030 commitment to expand its Social Assistance Programme — including the HSNP, NICHE, and related cash transfer schemes — and to scale economic inclusion activities, and reflect the broader ambition in Kenya's Statement of Commitment for socio-economic inclusion.

Kenya

CASH TRANSFERS

REPORTED
January 2025

POLICY BASKET
Unconditional cash transfer
Disability benefits
Social pension
Payment mechanisms

Kenya pilots M-PESA delivery for KES 3.5 billion in Inua Jamii transfers

WHAT WAS DELIVERED

Kenya is piloting an M-PESA payment modality via the E-Citizen platform, initially launched in Murang'a and Marsabit Counties, with a nationwide rollout planned. The system currently delivers KES 3.5 billion in cash transfers to Inua Jamii beneficiaries — including orphans, persons with severe disabilities, and older persons — one of the government's flagship initiatives to reduce poverty and hunger. The December 2024 payment cycle served 1.8 million beneficiaries and recorded 21,778 new enrolments.

HOW THIS ADVANCES KENYA'S COMMITMENT — This delivery advances Kenya's Sprint 2030 commitment and Statement of Commitment (SoC 0149), which cover the full Social Assistance Programme — including the Older Persons Cash Transfer (OP-CT) and Persons with Severe Disabilities Cash Transfer (PwSD-CT) — with a target of expanding to 2.5 million beneficiaries. The launch of the M-PESA modality directly implements Kenya's commitment to modernise payment mechanisms and expand programme coverage.

Kenya

REPORTED
March 2026

POLICY BASKET
Child and family support/benefits
Unconditional cash transfer

Kenya disburses cash transfers to 430,998 vulnerable households

WHAT WAS DELIVERED

In March 2026, the Kenyan government disbursed KES 1.72 billion (approximately USD 13.3 million) to 430,998 vulnerable households under the Cash Transfer for Orphans and Vulnerable Children (CT-OVC) programme, part of the Inua Jamii social protection umbrella. Each beneficiary household received KES 4,000, covering a double payment for January and February 2026. Children Services Principal Secretary Carren Ageng'o confirmed the disbursement across all counties; seniors aged 70 and above enrolled in a newly expanded Inua Jamii tier also received payments through existing account arrangements.

HOW THIS ADVANCES KENYA'S COMMITMENT — This disbursement is direct delivery on Kenya's Statement of Commitment to the Global Alliance, which includes the Social Assistance Programme encompassing four cash transfer streams: the Persons with Severe Disabilities Cash Transfer, the CT-OVC, the Older Persons Cash Transfer, and the Hunger Safety Net Programme. Kenya's Alliance commitment pledges to maintain and scale these programmes, and the March 2026 CT-OVC disbursement confirms active, verifiable implementation of that commitment.

Kenya

REPORTED
November 2025

POLICY BASKET
Integrated programmes for economic inclusion

Kenya extends economic inclusion support to 20,000 ASAL households through KUZA Jamii

WHAT WAS DELIVERED

The Kenya Social and Economic Inclusion Program (KSEIP) targeted 15,000 households during the pilot and then another 28,000 households under KSEIP. After phase 1 and while awaiting analysis of the effectiveness of KSEIP2, Kenya received support from the British High Commission that enabled support for 20,000 households in the Arid and Semi-Arid Lands (ASAL) counties through a project popularly known as KUZA Jamii.

HOW THIS ADVANCES KENYA'S COMMITMENT — These actions are directly in line with Kenya's 2030 Sprint commitment to expand its Economic Inclusion Program to a target of 50,000 households.

Lebanon

CASH TRANSFERS

REPORTED
March 2026

POLICY BASKET
Disability benefits
Unconditional cash transfer
Emergency cash transfers

Lebanon announces emergency payments for 6,000 families enrolled in its disability allowance programme

WHAT WAS DELIVERED

In March 2026, Lebanon's Ministry of Social Affairs announced a one-off emergency payment of USD 100 to approximately 6,000 families with children and persons with disabilities aged 0–19 enrolled in the National Disability Allowance (NDA). Regular NDA payments were simultaneously accelerated for all 34,000 existing beneficiaries to address heightened needs arising from displacement and ongoing conflict. The activation demonstrates the NDA's function as a shock-responsive social protection mechanism, drawing on experience from the 2024 conflict escalation.

HOW THIS ADVANCES LEBANON'S COMMITMENT — This action directly delivers on Lebanon's Sprint 2030 commitment to mobilise domestic resources for an emergency expansion of the NDA to support disability costs compounded by the humanitarian crisis, implementing the humanitarian response layer of that pledge. It also advances Lebanon's medium-term commitment to institutionalise social grants through the National Social Protection Strategy.

Liberia

CASH TRANSFERS

REPORTED
April 2025

POLICY BASKET
Unconditional cash transfer
Payment mechanisms

Liberia's cash transfers reach 16,586 households, exceeding its pledged target

WHAT WAS DELIVERED

In April 2025, Liberia enrolled over 7,000 households in Grand Bassa County into the REALISE Social Cash Transfer program, providing quarterly mobile money transfers with a focus on female recipients. The program has been shown, through an independent randomized controlled trial, to raise household income and keep children in school. By the first quarter of 2026, the Social Cash Transfer reached 16,586 households across four counties, Grand Bassa, River Gee, Rivercess, and Grand Kru, exceeding the pledged target of 16,000, with 79 per cent of recipients women and all transfers delivered through digital mobile money. The Government of Liberia's REALISE Project also provides conditional cash transfers for productive public works and to support food security more directly through communal farming.

HOW THIS ADVANCES LIBERIA'S COMMITMENT — This delivers on Liberia's 2030 Sprint commitment to improve, expand, and sustain the REALISE program to benefit 16,000 households.

Nigeria

CASH TRANSFERS

REPORTED
May 2025

POLICY BASKET
Social registry
Conditional cash transfer (CCT)
Digital transformation of social protection information systems

Nigeria biometrically revalidates 2.3 million households for cash transfers

WHAT WAS DELIVERED

Nigeria's National Identity Management Commission confirmed on 17 May 2025 that 2.3 million households from the National Social Register had been biometrically revalidated for cash transfers under the National Social Safety Nets Project, with payments expected to commence shortly thereafter. The exercise uses biometric verification to ensure only eligible recipients receive funds.

The wider programme is supported by an USD 800 million World Bank loan, with USD 530 million disbursed as of 30 April 2025, and aims to expand cash transfer coverage from 5.6 million to a target of 15 million households, following economic reforms including fuel subsidy removal and foreign exchange unification.

HOW THIS ADVANCES NIGERIA'S COMMITMENT — The revalidation of 2.3 million households represents concrete implementation progress directly aligned with Nigeria's Sprint 2030 commitment to expand coverage of the national social register to include more poor and vulnerable households, and to increase the number of beneficiaries of the national cash transfer programme toward the 15 million household target.

Rwanda

SOCIO-ECONOMIC INCLUSION

REPORTED
October 2025

DEVELOPMENT PARTNERS
Germany

POLICY BASKET
Integrated programmes for economic inclusion
Unconditional cash transfer
Public works, employment guarantee schemes and direct job creation including community development programmes

Rwanda adds RWF 30.5 billion to social protection offer serving over one million people

WHAT WAS DELIVERED

In October 2025, Rwanda announced an additional RWF 30.5 billion (approximately EUR 18 million) in financing for its Vision Umurenge Programme (VUP), the country's flagship social protection and economic inclusion initiative. The funds—secured through a grant from the Government of Germany—will be deployed across nutrition-sensitive direct support, cash transfers, public works, and shock-responsive social protection, delivered through the Local Administrative Entities Development Agency (LODA). The VUP currently serves more than one million beneficiaries, over 50 per cent of whom are female, and has contributed to reducing national poverty from 58.9 per cent in 2001 to 27.4 per cent in 2024.

HOW THIS ADVANCES RWANDA'S COMMITMENT — This financing milestone directly advances Rwanda's Socio-economic Inclusion Sprint commitment to a nationwide programme enabling 900,000 households to build sustainable livelihoods and long-term pathways out of extreme poverty, coordinated across 12 ministries through a dedicated Secretariat. The investment strengthens the public works, direct support, and shock-responsive components that form the backbone of Rwanda's economic inclusion delivery, and equally reinforces the country's cash transfer commitments under the Alliance.

Rwanda

SOCIO-ECONOMIC INCLUSION

REPORTED
June 2025

DEVELOPMENT PARTNERS
World Bank Group (WBG)

POLICY BASKET
Integrated programmes for economic inclusion
Public works, employment guarantee schemes and direct job creation including community development programmes
Inclusive credit, insurance and financial services

Rwanda secures funding for economic inclusion of 380,000 refugees and host-community members

WHAT WAS DELIVERED

In June 2025, Rwanda announced USD 66.7 million in World Bank funding for the Jya Mbere II project, targeting economic inclusion for approximately 380,000 people across six districts — comprising 115,000 refugees and 265,000 members of host communities. The project will create over 10,000 jobs through labour-intensive public works and small business support, with a targeted emphasis on women and youth. It includes a graduation programme providing skills training, productive asset transfers, and financial services access, alongside climate-resilient infrastructure such as road rehabilitation, marketplace construction, and flood mitigation works.

HOW THIS ADVANCES RWANDA'S COMMITMENT — Jya Mbere II directly implements Rwanda's Sprint 2030 commitment to a nationwide programme combating extreme poverty through socioeconomic inclusion, with the goal of enabling 900,000 households to build sustainable livelihoods and long-term pathways out of extreme poverty by 2030. The project expands Rwanda's economic inclusion infrastructure and delivers on the core elements of that commitment — productive inclusion, skills development, and financial access — for some of the country's most vulnerable populations.

Saudi Arabia

SOCIO-ECONOMIC INCLUSION

REPORTED
January 2026

POLICY BASKET
Integrated programmes for economic inclusion
Training (vocational, life skills, cash for training, entrepreneurship)
Job placement/intermediation

Saudi Arabia's Tamkeen empowerment pathways reach 100,000 beneficiaries

WHAT WAS DELIVERED

Saudi Arabia's Ministry of Human Resources and Social Development reported in January 2026 that approximately 100,000 beneficiaries had been reached through Tamkeen empowerment pathways as of end-November 2025. The seven Tamkeen clinics—distributed across regions and the first government programme to receive the 'Hayyak' customer service certification—offer three tracks: career guidance, employment, and entrepreneurship. More than 83,000 individuals were trained and over 95,000 received economic support; eligibility has been expanded to previously excluded groups, including low-income employees and security workers, and a unified digital portal now streamlines access to multiple services.

HOW THIS ADVANCES SAUDI ARABIA'S COMMITMENT — These results constitute concrete delivery against Saudi Arabia's Statement of Commitment to implement a comprehensive social assistance system designed to eradicate poverty, improve living standards, and foster meaningful employment. The commitment specifically envisaged operating Tamkeen Clinics across seven regions to transition social security beneficiaries from welfare dependency to economic participation through career guidance, employment, and entrepreneurship pathways —and this reporting confirms that intent is being delivered at scale.

Senegal

SOCIO-ECONOMIC INCLUSION

REPORTED
September 2025

DEVELOPMENT PARTNERS
World Bank Group (WBG)

POLICY BASKET
Integrated programmes for economic inclusion
Training (vocational, life skills, cash for training, entrepreneurship)
Inclusive credit, insurance and financial services
Job placement/intermediation

Senegal secures EUR 57.5 million for 10,000 SMEs and 85,000 planned jobs

WHAT WAS DELIVERED

In July 2025 Senegal received an additional EUR 57.5 million in concessional financing from the World Bank for its Program for Employment, Economic Transformation, and Recovery (ETER), targeting 10,000 small and medium enterprises and the creation of more than 85,000 higher-quality jobs. The funding supports four priority areas — enhancing business competitiveness, encouraging innovative technology adoption, expanding access to finance, and driving private investment — with dedicated focus on women-led enterprises and climate-smart technologies. It builds on over USD280 million in concessional financing mobilised since June 2025 under the government's Acceleration Program for Competitiveness and Employment (PACE), in support of Senegal's Vision 2050.

HOW THIS ADVANCES SENEGAL'S COMMITMENT — This financing directly delivers on Senegal's Statement of Commitment, expanding pathways from social protection into productive economic activity, particularly for women and youth. ETER's top-up explicitly funds the SME support, job creation, financial inclusion, and women-led enterprise programming that the Sprint calls for, scaling economic inclusion programming to reach tens of thousands of beneficiary households.

Singapore

CASH TRANSFERS

REPORTED
January 2025

POLICY BASKET
Conditional cash transfer (CCT)
Payment mechanisms

Singapore raises Workfare income ceiling to SGD 3,000 and increases payouts

WHAT WAS DELIVERED

In 2025, Singapore enhanced the Workfare Income Supplement Scheme by raising the qualifying income ceiling from SGD 2,500 to SGD 3,000 per month and increasing age-differentiated payouts across all beneficiary brackets, expanding both the coverage and benefit levels of the scheme.

HOW THIS ADVANCES SINGAPORE'S COMMITMENT — These enhancements deliver directly on Singapore's Statement of Commitment to support lower-wage workers through the Workfare Income Supplement Scheme, which supplements incomes and CPF retirement savings through conditional cash payments. By widening eligibility and increasing payouts, the 2025 changes strengthen the scheme's reach and impact in line with Singapore's commitment.

Somalia

CASH TRANSFERS

REPORTED
December 2025

DEVELOPMENT PARTNERS
World Bank Group (WBG)

POLICY BASKET
Unconditional cash transfer
Emergency cash transfers
Conditional cash transfer (CCT)
Integrated programmes for economic inclusion
Digital transformation of social protection information systems

Somalia extends safety-net coverage to previously underserved regions

WHAT WAS DELIVERED

Somalia officially launched Phase 2 of the Baxnaano national safety net programme on 17 May 2025 in Mogadishu, extending coverage to families affected by climate shocks, displacement, and economic instability in previously underserved regions. The rollout prioritised improved digital delivery systems, enhanced community engagement, and stronger local institutions, building on a programme that has supported over 4 million Somalis with cash transfers since its inception.

Building directly on this expansion, the World Bank Board approved the USD 112 million BOOST-You project on 28 October 2025, providing the financing infrastructure to further scale Baxnaano. BOOST-You will benefit approximately 738,000 additional Somalis (123,000 households) through regular and emergency cash transfers, youth employment support, and conditional cash transfers linked to health and education outcomes. The project targets 28,000 jobs for youth — including 16,800 for women — by 2029, funded by IDA (USD 100 million), the Somalia Multi-Partner Fund (USD 10 million), and the Global Shield Financing Facility (USD 2 million).

HOW THIS ADVANCES SOMALIA'S COMMITMENT — Together, these actions deliver on Somalia's Statement of Commitment to implement, improve, and scale up the Baxnaano National Safety Net Programme. Phase 2 advances the geographic expansion and digital payment infrastructure pledged under that commitment, while BOOST-You simultaneously funds all three committed cash transfer modalities — unconditional, emergency, and conditional — at scale, indirectly supporting the Cash Transfers Sprint.

South Africa

CASH TRANSFERS

REPORTED
February 2026

POLICY BASKET
Unconditional cash transfer
Emergency cash transfers
Child and family support/benefits
Social pension
Disability benefits

South Africa raises permanent grants for 19.3 million beneficiaries and extends temporary relief payments

WHAT WAS DELIVERED

South Africa's 2026/27 national budget extended the Social Relief of Distress (SRD) grant at R370 per month until March 2027, with ZAR 36.4 billion allocated. Permanent social grants were increased across the board: old age, disability, and care dependency grants rose by ZAR 80 to ZAR 2,400 per month, while the child support grant increased by ZAR 20 to ZAR 580 per month. Total social grants spending for 2026/27 reached ZAR 292.8 billion, covering over 19.3 million permanent beneficiaries.

HOW THIS ADVANCES SOUTH AFRICA'S COMMITMENT — These allocations directly deliver on South Africa's Statement of Commitment, which pledges social security programmes as a safety net for over 28 million vulnerable South Africans — including approximately 10 million temporary SRD grant recipients and 18 million permanent beneficiaries across old age, disability, child support, and care dependency grants. By extending the SRD and increasing all permanent grant values, the 2026/27 budget indirectly supports the Cash Transfers Sprint goal of expanding income support to the most vulnerable populations.

South Africa

REPORTED
February 2026

POLICY BASKET
Emergency food transfer/supply, including humanitarian
Unconditional cash transfer

South Africa funds social grants for 26.5 million people and continues emergency relief

WHAT WAS DELIVERED

South Africa's 2026/27 national budget allocates ZAR 292.8 billion for social grants covering 26.5 million beneficiaries. Effective April 2026, the old age, disability and care dependency grants increase by ZAR 80 to ZAR 2,400 per month, the war veterans grant rises to ZAR 2,420, the child support grant and grant-in-aid rise by ZAR 20 to ZAR 580, and the foster care grant increases by ZAR 40 to ZAR 1,290 in April and a further ZAR 10 to ZAR 1,300 in October. The Social Relief of Distress (SRD) grant continues at ZAR 370 per month, maintaining a critical food-security lifeline for unemployed South Africans.

HOW THIS ADVANCES SOUTH AFRICA'S COMMITMENT — These measures directly contribute to South Africa's Statement of Commitment to the Global Alliance, which pledges social security programmes as an important safety net for over 28 million vulnerable South Africans and explicitly cites the Social Relief of Distress Grant under emergency food transfer and supply. The above inflation increases across all permanent grants and the continued SRD extension together represent concrete, budgeted delivery on that SoC commitment.

São Tomé and Príncipe

CASH TRANSFERS

REPORTED
October 2025

DEVELOPMENT PARTNERS
World Bank Group (WBG)

POLICY BASKET
Conditional cash transfer (CCT)
Integrated programmes for economic inclusion
Training (vocational, life skills, cash for training, entrepreneurship)

São Tomé and Príncipe signs USD 6 million top-up extending support to 27,500 people

WHAT WAS DELIVERED

On 14 October 2025, São Tomé and Príncipe and the World Bank signed a USD 6 million additional financing agreement for the Social Protection, Resilience, and Recovery Project, raising the total World Bank contribution to USD 24 million and extending project benefits to 27,500 people. The financing scales the country's conditional cash transfer programme for vulnerable households and introduces a pilot productive inclusion component comprising micro-entrepreneurship training, business management and financial literacy instruction, and technical training in climate-adaptive trades, with gender-focused activities targeting 50 per cent women's participation.

HOW THIS ADVANCES SÃO TOMÉ AND PRÍNCIPE'S COMMITMENT — This additional financing delivers directly on São Tomé and Príncipe's Statement of Commitment to expand the Vulnerable Families Support Programme — a conditional cash transfer designed to provide immediate poverty relief and improve access to health, education, and social services. By broadening beneficiary coverage and adding productive inclusion elements to support graduation from poverty, the agreement indirectly supports the Cash Transfers Sprint.

Togo

CASH TRANSFERS

REPORTED
December 2025

POLICY BASKET
Unconditional cash transfer
Payment mechanisms
Digital transformation of social protection information systems

Togo launches nationwide mobile-money cash transfers reaching 700,000 people

WHAT WAS DELIVERED

In December 2025, Togo launched the ASTRE programme nationwide, with 700,000 people now receiving cash transfers distributed through mobile money. The programme incorporates digital payment mechanisms and a national social registry, building on Togo's prior experience with fully digital cash transfer delivery.

HOW THIS ADVANCES TOGO'S COMMITMENT — The nationwide rollout of ASTRE directly delivers on Togo's Sprint 2030 Statement of Commitment to lift 1.24 million people out of poverty by 2029 through this programme. The December 2025 launch marks a concrete step toward that target, with the digital distribution infrastructure and national registry in place to support further scale toward the 2029 goal.

United Kingdom

REPORTED

July 2026

POLICY BASKET

Integrated programmes for climate and shock resilience, including programmes related to anticipatory, adaptive and shock-responsive social protection

Emergency cash transfers

Integrated programmes for gender equality and empowerment

Integrated programmes for economic inclusion

Unconditional cash transfer

Multilevel governance

United Kingdom strengthens crisis-responsive social protection systems across more than 60 countries

WHAT WAS DELIVERED

The United Kingdom works with partners to strengthen nationally led social protection systems, particularly in fragile and conflict-affected settings.

Through the Better Assistance in Crises (BASIC) programme, the UK has delivered technical assistance and operational evidence across 60+ countries, directly strengthening system design and implementation in crisis contexts, which included creation of a nationally led Social Protection Alliance in Sudan and more inclusive national targeting in Uganda. Through catalytic finance, the UK helped establish a new World Bank Fragility, Conflict and Violence (FCV) Trust Fund expanding cash transfer systems in nine countries and generating global guidance on approaches in fragile and conflict affected settings.

The UK has also played a leading role in implementing the High-Level Panel on Social Protection in Fragile and Conflict-Affected Settings and co-launched a Catalytic Agenda. Through convening global and local stakeholders, the UK has helped mobilise action and strengthen international collaboration to scale effective social protection systems in FCAS.

In Zambia, UK supports and strengthens the Government of Zambia's national social protection system and poverty reduction efforts. This includes through the UK supported Girls' Education and Women's Empowerment and Livelihoods (GEWEL) programme since 2016. The programme has supported the integration of "cash plus" services across all 116 districts, including nutrition-sensitive cash top-ups reaching over 22,000 households, and reached 112,754 girls with education bursaries and complementary services across 95 districts.

HOW THIS ADVANCES THE UNITED KINGDOM'S COMMITMENT — This advances the UK's 2030 Sprint commitment by strengthening the quality and coverage of nationally led shock-responsive social protection systems in the world's most vulnerable contexts.

United Kingdom

REPORTED

July 2026

POLICY BASKET

Multilevel governance

United Kingdom's technical assistance produces eight country notes for fast-track implementation

WHAT WAS DELIVERED

The United Kingdom has provided senior technical assistance to the Alliance's Support Mechanism in its transitional phase, delivered by ODI Global.

This helped to build the foundations of the Global Alliance and advance thinking on more integrated financing approaches across SDGs 1 and 2, on the 2030 Sprints and country programme delivery at scale in its first year, through 2025.The ODI support helped deliver eight technical country notes for fast-track implementation and launch the Sevilla Platform for Action initiative on Better Integrated Financing for SDGs 1 and 2, endorsed by 26 partners. The UK also funded an ODI Global Report on "Building Equitable Social Protection Systems for a Sustainable Development Goal Recovery: The Case for a Global 'Virtual Financing' Mechanism" which helped advance policy thinking on reducing fragmentation and improving coordination of financing for social protection.

HOW THIS ADVANCES THE UNITED KINGDOM'S COMMITMENT — This support delivered on the UK's Statement of Commitment to co-create and provide technical assistance.

United Nations Children's Fund (UNICEF)

REPORTED
April 2025

POLICY BASKET
Unconditional cash transfer
Maternal and early childhood nutrition
Inclusive credit, insurance and financial services
Access to basic health care

UNICEF support raises exclusive breastfeeding for infants in Malawi to 94.6%

WHAT WAS DELIVERED

In Malawi, UNICEF supported the Government to develop a Nutrition-Sensitive Social Protection Operational Framework to link participants in the social cash transfer programme to essential nutrition, health and livelihood services through existing community structures. Introduced between April and December 2025, the first phase delivered measurable gains in service uptake and practices. Exclusive breastfeeding among infants 0–5 months rose from 77.6 per cent to 94.6 per cent, exceeding the national average, while the coverage of information, counselling and support for young children increased from 83.3 per cent to 95.8 per cent. Antenatal care attendance improved from 33.3 per cent to 54.8 per cent and household resilience was strengthened through expanded access to savings and loans groups, with participation in these opportunities increasing from 48.4 per cent to 83.8 per cent. The experience demonstrates how integrated social protection and nutrition policies can drive nutrition outcomes, with the potential for scale.

HOW THIS ADVANCES UNICEF'S COMMITMENT — This action directly contributes to UNICEF's 2030 Sprint commitment for early childhood and maternal support.

United Nations Children's Fund (UNICEF)

REPORTED

July 2026

POLICY BASKET

Child and family support/benefits
Unconditional cash transfer
Disability benefits
Maternal and early childhood nutrition
Social registry

UNICEF-supported cash transfers reach over 137 million children across 87 countries

WHAT WAS DELIVERED

UNICEF, in collaboration with partners, advocated for an end to child poverty and for effective policy solutions based on country experiences and global evidence. The State of the World's Children 2025: Ending Child Poverty, Our Shared Imperative was launched at a high-level event on World Children's Day during the G20 Social Summit in partnership with the Government of South Africa. UNICEF and the World Bank Group jointly produced and released the third report as part of monitoring SDG1 for children - Child Poverty: Global, Regional and Select National Trends, strengthening the global evidence base on monetary child poverty and reinforcing the urgency of accelerated action. UNICEF also organized a dedicated side event at the Second World Summit for Social Development in Doha on cross-sectoral partnerships and solutions to end child poverty, co-led with Save the Children with participation from governments of Bangladesh, Brazil, China, Egypt, and Rwanda.

At country level, UNICEF worked closely with national governments to support the implementation, expansion, quality, adequacy and inclusiveness of multiple policy instruments from the Alliance's Policy Basket, as laid out in its Statement of Commitment. This included both fast-track countries in collaboration with the Alliance and in others.

For example, in relation to these commitments and those made specifically under the Cash Transfer Sprint, UNICEF worked to increase coverage of children and families and to support improvements in the systems required to deliver social protection equitably and on a scale. In 2025, over 137 million children across 70 million households in 87 reported countries were reached with cash transfers supported by UNICEF, in both development and humanitarian contexts.

In Malawi, UNICEF supported the launch of a new National Social Protection Policy and expansion of the Social Cash Transfer Programme to 381,735 households, reaching more than 500,000 children. In Kenya, support to the revision of Cash Transfer for Orphans and Vulnerable Children (CT-OVC) eligibility criteria expanded household coverage from 259,000 to 443,000 households. In Ethiopia, the child grant pilot covered 11,471 households and 50,472 individuals, while community workers and partners linked 36,653 households to essential services, climate adaptation messaging and financial inclusion. In Lebanon, UNICEF extended the National Disability Allowance (NDA) to children living with disabilities among the refugee population. In Mauritania, UNICEF-supported cash transfer MIS and the enhanced single registry captured gender and disability data, support covering 18,000 households, including 11,000 girls and boys with disabilities. In Somalia, UNICEF supported the Child-Sensitive Social Protection Programme which delivered cash transfers to 41,200 pregnant and lactating women with infants under one.

HOW THIS ADVANCES UNICEF'S COMMITMENT — These actions demonstrate UNICEF is operationalizing its Statement of Commitment and aligned with 2030 Sprints for cash transfer, and for early childhood and maternal health.

United Nations Research Institute for Social Development (UNRISD)

REPORTED
July 2026

POLICY BASKET
Multilevel governance
Digital transformation of social protection information systems

UNRISD curates 79 country examples for the Global Alliance Policy Basket

WHAT WAS DELIVERED

Since 2024, socialprotection.org, the knowledge platform hosted by UNRISD, supported by IPEA and funded by GIZ and Australian Aid, has served as the technical engine behind the Global Alliance's Policy Basket, the tool that documents which social protection instruments and country examples qualify for inclusion in the Alliance's knowledge base. The socialprotection.org's technical curation work ensured the correctness of 79 Country Examples and 51 Policy Instruments, involving direct drafting of complex frameworks and extensive collaboration with national governments and international organizations. Following an earlier project with Brazil's Ministry of Social Development, a new agreement was signed in late 2025 with FAO as host of the Global Alliance Support Mechanism, formalizing this role going forward. Beyond curation, the socialprotection.org team also served as the advisory focal point for five member countries - Bangladesh, Haiti, Mozambique, Palestine, and Zambia, supporting the development of their Alliance implementation plans, and helped coordinate roundtables connecting government needs with technical and financial partners. The platform's technical team improved the integration, design and functionality of the Alliance's website and the Policy Basket platform itself, including custom tools and information architecture. socialprotection.org also handled ongoing communications for the Alliance throughout 2025, including social media assets, website content, and the monthly newsletter.

HOW THIS ADVANCES UNRISD'S COMMITMENT — These actions confirm the operationalization of UNRISD's Statement of Commitment pledged to keep its support to the socialprotection.org platform and to provide technical assistance and knowledge support to the Global Alliance's Knowledge Pillar.

United Nations Research Institute for Social Development (UNRISD)

REPORTED
July 2026

POLICY BASKET
Social care services
Progressive tax and fiscal reforms

UNRISD publishes care-focused research on climate-resilient food systems

WHAT WAS DELIVERED

Delivering on UNRISD's commitment to champion sustainable, inclusive and just transitions and to support the "Social care services" and "Progressive tax and fiscal reforms" policy instruments, UNRISD has advanced the evidence base on integrating care into just transition and food systems policy, through its Just Transition Research Collaborative including a 2024 policy brief on funding care work, including subsistence food provisioning, within just-transition strategies. Building on this, UNRISD is examining how trade and fiscal policy can support food systems that are both climate-resilient and care-responsive, including through a webinar on 'Food Systems that Meet Care Needs in the Context of Climate Change: Unpacking the Role of Trade and Fiscal Policy' and a blog titled A New Agrarian Eco-Social Pact for Zimbabwe: Prospects and Challenges applying a "new eco-social contract" lens to land and agrarian reform in Zimbabwe. Through the UN Inter-Agency Task Force on Social and Solidarity Economy, UNRISD is also helping implement the UN General Assembly Resolution on the Social and Solidarity Economy with the ILO and International Cooperative Alliance, advancing cooperative models with direct application to smallholder and food-security outcomes.

HOW THIS ADVANCES UNRISD'S COMMITMENT — These activities are in line with UNRISD's Statement of Commitment to champion sustainable, inclusive and just transitions and to support the "Social care services" and "Progressive tax and fiscal reforms" policy instruments.

Uruguay

CASH TRANSFERS

REPORTED
January 2026

POLICY BASKET
Child and family support/benefits
Maternity protection/benefits

Uruguay raises Bono Crianza cash transfers for 30,945 young children and pregnant women

WHAT WAS DELIVERED

In January 2026, Uruguay increased the Bono Crianza benefit by 50 per cent, extending enhanced cash transfers to 30,945 children under four years of age and pregnant women. The measure raises the monthly value of the transfer for the country's most vulnerable young families.

HOW THIS ADVANCES URUGUAY'S COMMITMENT — Uruguay's Statement of Commitment under the Global Alliance Against Hunger and Poverty pledges to promote a significant reduction in child poverty through strengthened family support programmes, with sustained investment prioritising pregnant mothers and children. The Bono Crianza uplift is consistent with this commitment, targeting the priority population groups named in Uruguay's SoC.

Village Enterprise

SOCIO-ECONOMIC INCLUSION

REPORTED
November 2025

POLICY BASKET
Training (vocational, life skills, cash for training, entrepreneurship)
Job placement/intermediation
Integrated programmes for economic inclusion

Village Enterprise equips 8,800 ultra-poor Kenyans with business training, startup capital and mentoring

WHAT WAS DELIVERED

Village Enterprise is delivering on its Alliance commitments through Kuza Jamii II, an economic inclusion programme that provides 8,800 ultra-poor participants in Kenya's most marginalised counties with business training, startup capital, and mentoring. The project concurrently builds the capacity of Kenya's national government to design and scale a poverty graduation model under its Economic Inclusion programme.

HOW THIS ADVANCES VILLAGE ENTERPRISE'S COMMITMENT — Kuza Jamii II directly fulfils Village Enterprise's Statement of Commitment to the Alliance, which covers job placement and intermediation, vocational training and entrepreneurship, and integrated economic inclusion programmes — including the Graduation Approach and microfinance and savings groups. The project's dual focus on individual empowerment and national system-building reflects the organization's direct support to the 2030 Sprint for socio-economic inclusion.

World Bank Group (WBG)

CASH TRANSFERS

REPORTED
February 2026

DEVELOPMENT PARTNERS
Bolivia

POLICY BASKET
Unconditional cash transfer
Integrated programmes for economic inclusion
Digital transformation of social protection information systems

World Bank Group approves USD 200 million for Bolivia's programme, expected to benefit eight million people

WHAT WAS DELIVERED

On 5 February 2026, the World Bank approved a USD 200 million loan to support Bolivia's Extraordinary Program for Protection and Equity (PEPE), a temporary cash assistance initiative targeting seniors without pensions, people with disabilities, families with school-age children, pregnant women without health insurance, and children under two years of age. The programme is expected to benefit approximately eight million people directly and indirectly. The financing additionally supports improvements to Bolivia's social protection delivery infrastructure — including beneficiary targeting systems, payment mechanisms, and inter-agency coordination — to strengthen the country's resilience ahead of future economic shocks.

HOW THIS ADVANCES WBG'S COMMITMENT — The World Bank Group is a support-intent signatory to the Global Alliance Against Hunger and Poverty, committing to help Alliance member governments implement, improve, and scale up cash transfer programmes and social protection systems. The Bolivia PEPE approval operationalises this support commitment, financing direct cash transfers to millions of vulnerable Bolivians while investing in the delivery infrastructure needed to sustain and expand cash-based social protection.

World Bank Group (WBG)

CASH TRANSFERS

REPORTED
January 2026

DEVELOPMENT PARTNERS
Lebanon

POLICY BASKET
Unconditional cash transfer
Digital transformation of social protection information systems
Social registry

World Bank Group approves USD 200 million for Lebanese cash transfers and a stronger social registry

WHAT WAS DELIVERED

The World Bank has approved USD 200 million for Lebanon's Social Safety Net Enhancement and System Building Project, which finances cash transfers to poor and vulnerable Lebanese households and strengthens the DAEM platform as a comprehensive social registry, improving beneficiary targeting and reducing exclusion errors. A further USD 150 million has been approved for the Lebanon Digital Acceleration Project, which upgrades government data infrastructure and cybersecurity to enable more efficient and transparent delivery of social services.

HOW THIS ADVANCES WBG'S COMMITMENT — These actions contribute directly to the World Bank Group's cash transfer Sprint, with the social protection project financing cash transfers and building the registry backbone, while the digital acceleration component addresses the delivery infrastructure required for efficient, targeted cash-based assistance at scale. At the same time, Lebanon is moving to fulfil its Sprint commitment to expanding statutory coverage, strengthening, and institutionalizing the social grants programmes.

World Bank Group (WBG)

SOCIO-ECONOMIC INCLUSION

REPORTED
March 2026

POLICY BASKET
Training (vocational, life skills, cash for training, entrepreneurship)
Integrated programmes for economic inclusion
Unconditional cash transfer
Public works, employment guarantee schemes and direct job creation including community development programmes

World Bank Group approves two Tanzanian programmes projected to reach over 3 million people

WHAT WAS DELIVERED

The World Bank has approved two complementary programmes in Tanzania — the Second Education and Skills for Productive Jobs Programme (ESPJ-II, USD 300 million) and the Tanzania Productive Social Safety Net III (PSSN III, USD 250 million) — projected to reach over 3 million Tanzanians.

ESPJ-II will align 80 per cent of technical and vocational programmes with industry needs and support over 656,000 graduates in securing employment, with at least 45 per cent being women. PSSN III will provide productive cash transfers, climate-smart public works, digital delivery system expansion, and livelihood diversification training for 10,000 youth.

HOW THIS ADVANCES WBG'S COMMITMENT — These approvals directly advance the World Bank Group's Alliance Statement of Commitment to scale up social protection and economic inclusion programmes to reach at least 500 million people in developing countries by 2030, with half being women and girls. Together, ESPJ-II and PSSN III deliver the integrated social protection-to-employment pathway that the Alliance's Socio-economic Inclusion Sprint prioritises.

World Bank Group (WBG)

SOCIO-ECONOMIC INCLUSION

REPORTED

August 2025

POLICY BASKET

Training (vocational, life skills, cash for training, entrepreneurship)

Job placement/intermediation

Integrated programmes for economic inclusion

World Bank Group convenes 11 countries to design and scale integrated poverty-graduation programmes

WHAT WAS DELIVERED

The World Bank Group's 'Creating Jobs for the Poor' Impact Program convenes 11 countries to design and scale graduation-model programmes that combine income support, entrepreneurship training, coaching, and market linkages — the integrated economic inclusion methodology at the heart of the Alliance's Socio-economic Inclusion Sprint.

HOW THIS ADVANCES WBG'S COMMITMENT — The programme directly operationalises the World Bank Group's Alliance Statement of Commitment and its support intent for the 2030 Sprint on socioeconomic inclusion to scale economic inclusion programmes to reach at least 500 million people by 2030, with half being women and girls. Notably, the Global Alliance Against Hunger and Poverty is named as a formal co-implementing partner, making this a direct Alliance-linked action.

2.4

Entries responding to Section 2.4

RESILIENT SMALL-SCALE AGRICULTURE SUPPORT, **WATER ACCESS AND OTHER SOLUTIONS**

33 entries from 29 members

2030 SPRINT AREAS Smallholder and Family Farming · Water Access

ENTRIES RESPONDING TO SECTION 2.4

Resilient small-scale agriculture support, water access and other solutions

BAIF Development Research Foundation

REPORTED
July 2026

POLICY BASKET
Access to extension and rural advisory services
Pro-poor access to agricultural inputs, and climate resilient technologies
Training (vocational, life skills, cash for training, entrepreneurship)
Integrated programmes for economic inclusion

BAIF's integrated rural livelihoods reach over 4 million families

WHAT WAS DELIVERED

During FY 2025-26, BAIF's integrated rural livelihood model reached over 5 million families across 115,416 villages in 397 districts (including 70 aspirational districts) in 18 states. The livestock development component alone supported 3.8 million families through 4,644 centres, performing 5.91 million artificial inseminations, while yielding 9.92 million tons of milk and contributing INR 26,684 crores (266.84 billion) to the rural economy annually.

HOW THIS ADVANCES BAIF DEVELOPMENT RESEARCH FOUNDATION'S COMMITMENT — This work, combining livestock-based livelihoods, agri-horti-forestry and women-led enterprise (205,627 women entrepreneurs), directly implements BAIF's Statement of Commitment to integrating social protection approaches for hunger and poverty reduction.

Benin

WATER ACCESS

REPORTED
January 2026

POLICY BASKET
Access to basic drinking water and sanitation services, and hygiene facilities
School meals programmes

Benin boosts water and sanitation access with EUR 87.5 million national investment and infrastructure upgrades in 168 schools

WHAT WAS DELIVERED

Benin is advancing its Alliance Water Access commitment to achieve universal water and sanitation coverage in public schools through two concurrent investments. At the national level, the country has allocated EUR 87.5 million — approximately 17.5 per cent of a EUR 500 million SDG Eurobond — to water and sanitation infrastructure. At the school level, the CRS-led McGovern-Dole programme Keun Faaba III (2021–2026) is installing WASH infrastructure, including handwashing stations and hygiene facilities, in 168 schools across four municipalities, benefiting more than 110,000 children, teachers, and parents through school sanitation improvements and hygiene certification schemes.

HOW THIS ADVANCES BENIN'S COMMITMENT — These investments directly advance Benin's Sprint 2030 pledge to expand water and sanitation coverage in public schools — from 76.7 per cent rural and 71.8 per cent urban coverage recorded in 2022 — towards the country's target of 100 per cent by 2026.

Brazil

WATER ACCESS

REPORTED
March 2025

POLICY BASKET
Access to basic drinking water and sanitation services, and hygiene facilities

Brazil brings cumulative cistern coverage to 1.2 million low-income families

WHAT WAS DELIVERED

Since 2023, more than 133,000 new cisterns have been contracted in Brazil, bringing the cumulative total to 1.2 million families served. Complementary programmes — Água para Todos, Água Doce, and the São Francisco River Diversion — are advancing in parallel, all aligned with the national universalization goal. Brazil's Alliance commitment targets the construction of approximately 220,000 cisterns by 2026 at an estimated cost of BRL 2 billion (approximately USD 350 million), with the goal of achieving universal drinking water access for around 993,000 low-income families. Progress reported on World Water Day 2025 confirms that delivery is proceeding on schedule.

HOW THIS ADVANCES BRAZIL'S COMMITMENT — Brazil is on track to deliver on its 2030 Sprint Water Access commitment, reporting significant progress in its programme to universalize drinking water access for low-income families in semi-arid regions.

Brazil

SMALLHOLDER AND FAMILY FARMING

REPORTED
June 2025

POLICY BASKET
Inclusive credit, insurance and financial services
Pro-poor access to agricultural inputs, and climate resilient technologies
Promote inclusive access to agricultural markets
Promoting short value chains

Brazil launches record BRL 97.3 billion family-farming credit plan with targeted concessional rates

WHAT WAS DELIVERED

Brazil launched its 2026/2027 Family Farming Harvest Plan (Plano Safra) with a record BRL 97.3 billion in rural credit, which BRL 85.2 billion is directed to PRONAF, which integrates a set of specific financing lines for family farming. This is the highest PRONAF allocation on record. Interest rates are set at 2 per cent for staple food production, 1 per cent for organic and agroecological crops, and 0.5 per cent for women's microcredit up to BRL 28,000. By May 2026, the cumulative cycle achieved a historic high of 2.01 million operations, with the total volume funded more than doubling for key groups like rural women, who contracted BRL 48 billion.

HOW THIS ADVANCES BRAZIL'S COMMITMENT — The plan directly delivers on Brazil's Statement of Commitment to the Alliance, which pledges to deepen support for family farmers trough expansion of PRONAF-B (microcredit), climate-resilient credit lines, and increased access to land and agricultural input for the most vulnerable family farmers. New credit lines targeting agroecology, sustainable irrigation, climate adaptation, rural connectivity, and productive inclusion for women, youth, and indigenous farmers also reflect Brazil's Sprint commitment to sustainable and inclusive agriculture.

Burkina Faso

SMALLHOLDER AND FAMILY FARMING

REPORTED
May 2026

DEVELOPMENT PARTNERS
International Fund for Agricultural Development (IFAD)

POLICY BASKET
Pro-poor access to agricultural inputs, and climate resilient technologies
Access to irrigation
Inclusive value addition and processing
Integrated programmes for climate and shock resilience, including programmes related to anticipatory, adaptive and shock-responsive social protection

Burkina Faso signs financing agreement for climate-resilient rural infrastructure projected to reach 60,000 people

WHAT WAS DELIVERED

Burkina Faso and IFAD signed a USD 59.75 million financing agreement for the Strengthening Agricultural and Rural Infrastructure for Food Sovereignty Project (ORIAM-SA), a six-year initiative (2026–2031) with a total budget of USD 157 million. The project will reach 60,000 rural people across rice, cassava, maize, vegetable, poultry, and pork value chains through sustainable agricultural and market infrastructure, climate-resilient farming practices, and improved access to financial services. It also includes a contingency mechanism designed to absorb climate and security shocks.

ORIAM-SA explicitly targets women — with a 50 per cent beneficiary goal — alongside youth, persons with disabilities, and internally displaced people, reflecting the particular vulnerability of these groups to the compounding effects of conflict and climate stress in Burkina Faso.

HOW THIS ADVANCES BURKINA FASO'S COMMITMENT — The project delivers on IFAD's commitment under the Smallholder and Family Farming Sprint, which pledges to scale financing and technical support for smallholder farmers in fragile and conflict-affected states with a focus on climate-resilient agriculture and inclusive market access. It also advances Burkina Faso's own Statement of Commitment to the Global Alliance.

Canada

REPORTED
July 2026

POLICY BASKET
Promotion and access to healthy diets, including through education and affordable/subsidized prices
Promoting short value chains

Canada designs a national strategy to improve food affordability and strengthen self-sufficiency

WHAT WAS DELIVERED

The Food Policy for Canada brings diverse perspectives from across Canada's food systems together to address key gaps and better coordinate food-related actions for improved social, health, environmental and economic outcomes. It aims to ensure that all people in Canada are able to access a sufficient amount of safe, nutritious, and culturally diverse food.

Building on the Food Policy for Canada, the National Food Security Strategy is designed to improve access to affordable and nutritious food and strengthen food self-sufficiency. The Strategy addresses structural constraints and advances a more resilient food system through enabling more choices for producers and consumers, increasing capacity to process domestic production, increasing regional capacity to grow more fruits and vegetables year-round, and reducing red tape across supply chains.

HOW THIS ADVANCES CANADA'S COMMITMENT — This is directly aligned with Canada's Statement of Commitment on Food Policy.

Chile

SMALLHOLDER AND FAMILY FARMING

REPORTED
June 2025

DEVELOPMENT PARTNERS
Inter-American Development Bank (IDB)

POLICY BASKET
Pro-poor access to agricultural inputs, and climate resilient technologies
Promote inclusive access to agricultural markets
Access to extension and rural advisory services

Chile launches five-year programme extending agricultural advisory services to approximately 162,000 smallholder farmers

WHAT WAS DELIVERED

On 3 June 2025, Chile's Ministry of Agriculture launched 'Chile Alimenta el Futuro,' a five-year program to strengthen food security and modernize agricultural services. The program expands rural extension and advisory services through INDAP (Institute of Agricultural Development) for approximately 162,000 smallholder, family, and indigenous farmers, and develops Sustainable Agricultural Development Plans (PDAS) to improve market integration and reduce environmental impact. Additional components include creation of a Biosecurity Intelligence Unit in the second half of 2025, laboratory upgrades across multiple regions, and strengthened disaster risk and climate monitoring systems for the agricultural sector.

HOW THIS ADVANCES CHILE'S COMMITMENT — The initiative directly delivers on Chile's Statement of Commitment to the Global Alliance, which includes pledges to promote access to fresh, natural foods through local markets and community food hubs, support local agriculture, diversify marketing channels for agricultural products, improve farmer incomes, and expand irrigation and climate-resilient agricultural technologies for small farmers. By scaling INDAP extension services to smallholder and indigenous producers, developing market integration plans through PDAS, and strengthening climate resilience and biosecurity infrastructure, 'Chile Alimenta el Futuro' addresses these SoC commitments across multiple dimensions simultaneously.

China

SMALLHOLDER AND FAMILY FARMING

REPORTED
January 2026

POLICY BASKET
Pro-poor access to agricultural inputs, and climate resilient technologies
Land access, ownership and tenure security

China achieves record 714.9 million-tonne grain harvest, sets six 2026 agricultural priorities

WHAT WAS DELIVERED

In January 2026, China's Ministry of Agriculture and Rural Affairs (MARA) announced six key priorities for agricultural development in 2026: production and supply stability, green agriculture expansion, agricultural science and technology, poverty alleviation consolidation, rural infrastructure and rural economy, and rural talent development. The announcement highlighted 2025's achievement of 714.9 million tonnes of grain production and a mechanisation rate of 76.7 per cent. Specific new measures include expanding pilot programmes for 30-year rural land contract renewals, consolidating poverty prevention gains to prevent rural backsliding, and developing mechanisms to ensure farmers benefit fairly from industrial value chains.

HOW THIS ADVANCES CHINA'S COMMITMENT — These priorities directly deliver on China's Statement of Commitment to the Global Alliance, which includes commitments to implement monitoring and assistance mechanisms preventing rural residents from lapsing into extreme poverty, support rural revitalisation, protect farmland, and enhance food production capacity. Priority 4 explicitly consolidates poverty alleviation gains to prevent rural backsliding; Priority 6 expands 30-year rural land contract renewals in direct implementation of China's land tenure pledge; and the record 714.9 million tonnes 2025 harvest represents measurable progress toward China's food production capacity commitment.

Common Fund for Commodities (CFC)

REPORTED
July 2026

POLICY BASKET
Inclusive credit, insurance and financial services
Access to extension and rural advisory services
Inclusive value addition and processing
Integrated programmes for climate and shock resilience, including programmes related to anticipatory, adaptive and shock-responsive social protection

CFC establishes GBP 5.4 million fund and approves three African agri-SME projects

WHAT WAS DELIVERED

Announced in 2025, the CFC Graduation Fund was established through CFC's partnership with the UK FCDO to support early-stage, inclusive agri-SMEs in sub-Saharan Africa. The Fund has a total size of GBP 5.4 million, comprising GBP 3 million from FCDO through the CASA DevCap Grant and GBP 2.4 million from CFC. The Fund focuses on enterprises that are critical to local food systems and combines tailored financing with customized technical assistance, designed and managed by CFC, to support company growth and enhance climate resilience. In February 2026, three projects were approved under the CFC Graduation Fund, including local-market producers and processors in value chains such as coffee, grains, and groundnuts across sub-Saharan Africa, including in countries such as Zimbabwe. They are expected to contribute to stronger market access, sourcing capacity, local food systems, and rural livelihoods, while supporting climate-resilient practices such as agroforestry and intercropping.

HOW THIS ADVANCES CFC'S COMMITMENT — These actions are aligned with CFC's Statement of Commitment and the 2030 Sprint for Smallholder and Family Farming.

Ethiopia

REPORTED
May 2026

POLICY BASKET
Promote inclusive access to agricultural markets
Pro-poor access to agricultural inputs, and climate resilient technologies
Institutional markets, including public procurement and pro-poor food pricing
Access to extension and rural advisory services
Promoting short value chains
Inclusive credit, insurance and financial services

Ethiopia's Yelemat Tirufat Initiative transforming the livestock sector

WHAT WAS DELIVERED

In 2022, Ethiopia launched the Yelemat Tirufat ("Bounty of the Basket") Initiative to sustainably increase the productivity, inclusivity and resilience of the livestock sector, thereby strengthening food and nutrition security. Since its launch, annual milk production has more than doubled, from 5.8 billion litres in 2022 to 11.7 billion litres in 2026. Over the same period, the distribution of day-old chicks increased from 26 million to 131.2 million, while the number of modern beehives increased from 1.2 million to 2.7 million. In 2025, Ethiopia's Yelemat Tirufat Plus programme was selected as one of the first initiatives to receive support through the Fast-Track process of the Global Alliance. Through the Global Alliance framework, the programme has secured concrete commitments from 14 members, including more than USD 100 million in financial support, alongside technical and knowledge support in areas including extension and rural advisory services, feed and veterinary input systems, biosecurity and quality and laboratory standards, market linkages and financial inclusion, seasonal weather and climate advisory services, and nutrition-focused knowledge management.

HOW THIS ADVANCES ETHIOPIA'S COMMITMENT — Yelemat Tirufat Plus operationalizes Ethiopia's Statement of Commitment to the Global Alliance, aiming to implement and scale up effective policy instruments to generate measurable gains in productivity, nutrition, and food security for smallholder producers in its national context and by partnering with other Alliance members to carry out its commitments with greater effectiveness.

Ethiopia

REPORTED

September 2026

POLICY BASKET

Promoting short value chains

Access to irrigation

Pro-poor access to agricultural inputs, and climate resilient technologies

Ethiopia expands irrigated and rain-fed wheat production to about 7.8 million hectares

WHAT WAS DELIVERED

Ethiopia has made significant progress in delivering on its commitment to reduce hunger and poverty through integrated investments in agricultural transformation and social protection. Through the National Wheat Development Initiative, Ethiopia has substantially expanded both irrigated and rain-fed wheat production to strengthen food security and reduce dependence on imports. The country cultivated approximately 7.8 million hectares of wheat during the 2024/25 production year and harvested about 280 million quintals. The initiative has been supported by expanded irrigation, improved seed systems, mechanization, and climate-resilient farming practices, enabling Ethiopia to realize wheat self-sufficiency while improving the livelihoods of millions of smallholder farmers.

HOW THIS ADVANCES ETHIOPIA'S COMMITMENT — These achievements are aligned with Ethiopia's Statement of Commitment, and demonstrate the country's integrated approach to ending hunger and poverty by simultaneously increasing domestic food production, strengthening resilience to shocks, improving rural livelihoods, and expanding social protection for vulnerable populations.

European Investment Bank (EIB)

SMALLHOLDER AND FAMILY FARMING

REPORTED

July 2025

POLICY BASKET

Pro-poor access to agricultural inputs, and climate resilient technologies

Inclusive credit, insurance and financial services

Inclusive value addition and processing

European Investment Bank joins Seville Platform and doubles planned adaptation finance to EUR 30 billion

WHAT WAS DELIVERED

At the Fourth International Conference on Financing for Development (FfD4) in Seville in July 2025, the European Investment Bank Group took several concrete steps to reinforce its support for food security and hunger reduction. The EIB formally joined the Alliance's Seville Platform for Action to fast-track finance for ending hunger and climate risk, representing explicit institutional alignment with Alliance Sprint priorities. The EIB Group also committed to doubling its climate adaptation financing to EUR 30 billion for the period 2026–2030. These actions also reflect the EIB Group's wider agriculture and bioeconomy approach outside the EU: supporting agricultural value chains through direct and intermediated lending, with a focus on sustainable food systems, climate resilience, biodiversity, and access to finance. Concrete examples include strategic storage infrastructure in the Southern Neighbourhood, irrigation in the Easterner Neighbourhood, and the IFAD Food Security Loan in Africa, Asia, and Latin America. Together with the FAO cooperation and the new WFP partnership, these operations and partnerships show how the EIB contributes in practice to food security, smallholder resilience and better-structured agriculture investments in partner countries, particularly in Sub-Saharan Africa and fragile contexts.

HOW THIS ADVANCES EIB'S COMMITMENT — These actions deliver on EIB's Statement of Commitment, which pledges to support Global Alliance objectives through climate-focused investments in agriculture and development.

Food and Agriculture Organization of the United Nations (FAO)

SMALLHOLDER AND FAMILY FARMING

REPORTED
October 2025

DEVELOPMENT PARTNERS
African Development Bank Group (AfDB)

POLICY BASKET
Farmer registry
Pro-poor access to agricultural inputs, and climate resilient technologies

FAO expands Zimbabwe's digital registry towards 36,588 farmers

WHAT WAS DELIVERED

FAO announced on 30 October 2025, the expansion of its digital farmer registry in Zimbabwe, targeting the registration of 36,588 farmers across 12 districts and four provinces during the 2025/26 cropping season through the IDEA (Identification, Delivery, and Empowerment Application) system. Funded by the African Development Bank through the Zimbabwe Emergency Food Production Facility, the system supports improved delivery of seeds and fertilizers to 180,000 total beneficiaries, with 40 per cent of recipients targeted to be women. FAO trained 176 Agricultural Business Advisory Officers in October 2025 to operationalise the roll-out; 14,915 farmers had already been registered at the time of the announcement.

HOW THIS ADVANCES FAO'S COMMITMENT — This initiative jointly operationalises two Alliance commitments. FAO's Statement of Commitment pledges to support member governments in implementing and scaling farmer registry systems as a core instrument of the Smallholder and Family Farming Sprint, improving the targeting and delivery of agricultural inputs to smallholders. The African Development Bank's SoC commits to financing agricultural transformation across Africa — of which the Zimbabwe Emergency Food Production Facility is a direct expression — providing the financing envelope within which FAO deploys the IDEA system at scale. Together, the two commitments are being realised through a single, coordinated country-level delivery.

France

REPORTED
June 2026

POLICY BASKET
Pro-poor access to agricultural inputs, and climate resilient technologies
Access to extension and rural advisory services
Training (vocational, life skills, cash for training, entrepreneurship)

France funds EUR 20.4 million in agroecological training and inputs for smallholders

WHAT WAS DELIVERED

France continued to support the sustainable transition of agricultural systems by providing agroecological training and distributing agricultural inputs to smallholder and family farmers through projects amounting to EUR 20.4 million, part of the initiative for security and nutrition (FIFSAN). In addition, through a FAO-UNICEF project in Afghanistan, France contributed to restore livelihoods and strengthen local food systems of local communities affected by the 2025 earthquake in the provinces of Kunar and Nangarhar. This project included the distribution of animal feed, access to veterinary services and agroecological training to improve the management of poultry and livestock in a "One Health" perspective.

HOW THIS ADVANCES FRANCE'S COMMITMENT — This operationalizes France's 2030 Sprint commitment to smallholder and family farming.

Gates Foundation

SMALLHOLDER AND FAMILY FARMING

REPORTED
February 2026

POLICY BASKET
Pro-poor access to agricultural inputs, and climate resilient technologies

Integrated programmes for climate and shock resilience, including programmes related to anticipatory, adaptive and shock-responsive social protection

Gates Foundation commits USD 1.4 billion to help millions of smallholders adapt to climate shocks

WHAT WAS DELIVERED

The Gates Foundation's 2026 Annual Letter discloses a USD 1.4 billion commitment over four years — made at COP30 in November 2025 in Belém, Brazil — will support millions of smallholder farmers across South Asia and sub-Saharan Africa in adapting to climate shocks. The Foundation notes that agricultural growth is two to three times more effective at reducing poverty than growth in other sectors.

HOW THIS ADVANCES GATES FOUNDATION'S COMMITMENT — This commitment delivers on the Foundation's Statement of Commitment to agricultural development and advances the 2030 Sprint for Smallholders and Family Farming.

Germany

SMALLHOLDER AND FAMILY FARMING

REPORTED
May 2025

DEVELOPMENT PARTNERS
Gates Foundation

POLICY BASKET
Pro-poor access to agricultural inputs, and climate resilient technologies

Promoting short value chains

Access to extension and rural advisory services

Germany launches EUR 28.4 million Soil Matters programme across seven countries

WHAT WAS DELIVERED

Germany's Federal Ministry for Economic Cooperation and Development (BMZ) launched the Global Programme 'Soil Matters – Innovations for Soil Health and Agroecology' on January 1, 2025, implemented by GIZ with a total budget of approximately EUR 28.4 million (BMZ contributing EUR 16.5 million, the European Union EUR 10 million, and the Gates Foundation EUR 1.91 million). Running through January 2030, the programme operates across seven countries — Cameroon, Ethiopia, India, Kenya, Madagascar, Nigeria, and Tunisia — focusing on restoring agricultural land, building smallholder enterprise capacity around soil-related products, and scaling climate-smart soil management. It builds on the ProSoil predecessor programme, which restored 1,135,000 hectares, raised productivity by 43 per cent, thus enhancing food security and livelihoods for 2.6 million people. 75 per cent of women in 360,074 households confirm improvements of women's economic and legal situation.

HOW THIS ADVANCES GERMANY'S COMMITMENT — The launch directly delivers on Germany's Statement of Commitment, which commits to implementing national agroecology programmes and strengthening support for agroecological farming practices — including through soil health initiatives, knowledge centres, and climate-resilient technologies — to help smallholder farmers earn a living income. The Soil Matters programme translates this commitment into a funded, multi-year, multi-country action aligned with the Smallholder and Family Farming Sprint.

Germany

REPORTED

July 2026

POLICY BASKET

Pro-poor access to agricultural inputs, and climate resilient technologies

Inclusive credit, insurance and financial services

Multilevel governance

Germany channels about EUR 2 billion annually into food security, rural development and natural resources

WHAT WAS DELIVERED

Germany's Federal Ministry for Economic Cooperation and Development (BMZ) channels around EUR 2 billion annually into food security, rural development and the protection of natural resources, advancing large-scale transformation of agricultural and food systems.

This engagement contributes to the Global Alliance's objectives by supporting partner countries in transforming agricultural and food systems towards more resilient, sustainable, equitable and nutrition-sensitive outcomes. It addresses structural causes of hunger and poverty by combining support for food security, rural livelihoods, sustainable agriculture, resilience, nutrition and natural resource protection, while aligning global agendas with regional, national and local implementation efforts.

In a context of compounding crises - from climate-related shocks such as El Niño to disruptions in global trade routes, energy markets and agricultural input systems, including risks linked to the Strait of Hormuz - Germany's engagement underlines the importance of reducing structural vulnerabilities and dependencies, strengthening resilient food systems and protecting global food security as a global public good. As Development Minister Reem Alabali Radovan has stressed: "Effective responses to global challenges require international cooperation. No country can secure peace, combat hunger or ensure economic stability on its own."

Against this backdrop, Germany supports partner countries in making agricultural and food production more resilient to external shocks, while reducing dependencies on imported inputs and strengthening more sustainable, locally anchored production systems. One concrete example is Germany's provision of EUR 30 million to help reduce reliance on imported fertilizer, including by supporting local fertilizer production and providing bridge financing to cushion risks for smallholder farmers and enterprises in low-income and vulnerable partner countries.

In addition, Germany supports the Global Alliance's Support Mechanism with a contribution of EUR 2 million, helping to strengthen coordination, alignment and delivery support across the Alliance.

HOW THIS ADVANCES GERMANY'S COMMITMENT — These actions relate to Germany's Statement of Commitment, particularly its Policy Cooperation and Support Commitments on transforming agricultural and food systems. Germany commits to integrating its experience into cooperation with partner countries and multilateral initiatives. It also references the Special Initiative "Transformation of Agricultural and Food Systems," encompassing around 300 projects in countries affected by hunger and malnutrition. Additionally, it aligns with Germany's Financial Support Commitments to continue backing multilateral efforts for more equitable, sustainable, and resilient food systems.

Global Agriculture and Food Security Program (GAFSP)

SMALLHOLDER AND FAMILY FARMING

REPORTED
April 2026

POLICY BASKET
Pro-poor access to agricultural inputs, and climate resilient technologies
Inclusive credit, insurance and financial services

GAFSP grants USD 38.75 million for smallholder-led climate-smart agriculture across low-income countries

WHAT WAS DELIVERED

The Global Agriculture and Food Security Program (GAFSP) announced USD 38.75 million in new grant financing for smallholder farmers across 27 low-income nations in Africa, Asia, and the Americas. The funding covers 16 projects — 14 national and 2 regional — expected to directly benefit approximately 175,000 smallholder farmers through producer organisation-led initiatives emphasising capacity building, financial sustainability, and climate-smart agricultural practices.

HOW THIS ADVANCES GAFSP'S COMMITMENT — This disbursement directly advances GAFSP's Statement of Commitment to the Alliance, under which GAFSP committed to deploying up to USD 182 million and launching a USD 75 million Blended and Innovative Finance for Transformation window specifically aligned with the Alliance's Smallholder and Family Farming Sprint objectives. The USD 38.75 million grant round channels funds to producer organisation-led programmes in low-income countries, consistent with GAFSP's role as a dedicated multilateral grant facility for the Sprint.

Global Agriculture and Food Security Program (GAFSP)

SMALLHOLDER AND FAMILY FARMING

REPORTED
May 2026

DEVELOPMENT PARTNERS
World Bank Group (WBG)

POLICY BASKET
Pro-poor access to agricultural inputs, and climate resilient technologies
Inclusive credit, insurance and financial services

GAFSP opens ninth USD 163 million grant round for fragile countries

WHAT WAS DELIVERED

The Global Agriculture and Food Security Program (GAFSP) opened its ninth call for grant proposals on 13 May 2026, making USD 163 million available for smallholder farmers in the world's poorest IDA-eligible countries. Fragile and conflict-affected states — which already account for approximately 60 per cent of GAFSP's existing portfolio — are a priority for this round. The call accepts submissions through 15 September 2026, with funding decisions expected in January 2027.

The programme gives preference to integrated proposals that simultaneously address climate impacts, nutrition, and women's empowerment, reflecting the compounding vulnerabilities faced by smallholder producers in the most fragile contexts.

HOW THIS ADVANCES GAFSP'S COMMITMENT — This ninth grant call directly delivers on GAFSP's commitment under the Smallholder and Family Farming Sprint, which at its launch at the G20 in November 2024 committed Alliance members to raise and channel additional financing for smallholder producers and rural people, targeting over 100 million small-scale producers by 2030. The USD 163 million round is explicitly designed for the world's poorest smallholder-farming nations, with integrated climate and nutrition criteria aligned with the Sprint's stated policy priorities.

Global Agriculture and Food Security Program (GAFSP)

REPORTED
May 2026

POLICY BASKET
Multilevel governance
Integrated programmes for climate and shock resilience, including programmes related to anticipatory, adaptive and shock-responsive social protection
Inclusive credit, insurance and financial services

GAFSP offers USD 163 million for country-led projects

WHAT WAS DELIVERED

Within the framework of Global Agriculture and Food Security Program (GAFSP)'s Strategic Plan 2025–2030, GAFSP launched its 9th Call for Proposals for Country-led Projects on May 13, 2026, with approximately USD 163 million in grant financing available for eligible countries. The Call is designed to support high-impact, scalable investments that strengthen food security, build climate resilience, improve rural livelihoods, and support smallholder farmers and rural communities in the world's poorest countries. It is expected to finance between 6 and 10 projects across eligible IDA-only low-income countries.

The Call translates GAFSP's new strategic approach into practice by positioning the Program as an incentive setter for innovative and integrated agrifood system transformation, a connector across public and private actors and global initiatives, and a de-risker able to mobilize additional investment for underserved smallholder producers and rural communities. It also promotes alignment with national priorities and relevant global frameworks, including the Global Alliance against Hunger and Poverty, the Committee on World Food Security, CAADP and the UN Food Systems Summit follow-up process. Awards are expected in January 2027.

HOW THIS ADVANCES GAFSP'S COMMITMENT — This Call advances the financial support commitment from GAFSP's Statement of Commitment.

Guinea

SMALLHOLDER AND FAMILY FARMING

REPORTED
May 2026

DEVELOPMENT PARTNERS
World Bank Group (WBG), International Fund for Agricultural Development (IFAD)

POLICY BASKET
Pro-poor access to agricultural inputs, and climate resilient technologies
Promote inclusive access to agricultural markets
Inclusive value addition and processing
Integrated programmes for economic inclusion

Guinea launches AgriConnect Compact to grow six value chains and reduce food imports

WHAT WAS DELIVERED

On 30 April 2026, the Government of Guinea and the World Bank Group launched the Guinea AgriConnect Compact — a country-level agreement under the World Bank's global AgriConnect initiative, which targets 300 million smallholder farmers worldwide by 2030 — with IFAD committing to co-finance and partner on implementation. The compact prioritises rice, poultry and fonio, with maize, soybeans and mangoes as secondary value chains, aiming to reduce staple-food import dependence, raise productivity, and expand exports. By 2030, it targets significantly improved food and nutrition security and hundreds of thousands of direct and indirect jobs across agri-food value chains, with a particular focus on youth and women. IFAD brings longstanding engagement in Guinea, having committed USD 270.94 million across 15 projects since 1980 and reached 651,450 rural households.

HOW THIS ADVANCES GUINEA'S COMMITMENT — The compact operationalises the Sprints 2030 Smallholder and Family Farming workstream — which calls on Alliance members to make coordinated investments helping smallholders move from subsistence to surplus through inputs, market linkages and value-chain development — and aligns with Guinea's Statement of Commitment. By pairing Guinea, the World Bank Group and IFAD within a single integrated country framework, the AgriConnect Compact delivers the food security gains and inclusive employment outcomes for youth and women that the Sprint envisions by 2030.

India

REPORTED
July 2025

POLICY BASKET
Inclusive value addition and processing
Pro-poor access to agricultural inputs, and climate resilient technologies
Access to irrigation
Multilevel governance

India launches six-year farm scheme projected to benefit 17 million farmers

WHAT WAS DELIVERED

In July 2025, the Government of India's Union Cabinet approved the Prime Minister Dhan-Dhaanya Krishi Yojana for six years beginning 2025-26, covering 100 districts, the first scheme of its kind focusing exclusively on agriculture and allied sectors, and implemented through the convergence of 36 existing schemes across 11 Departments alongside state schemes and private-sector partnerships. The scheme aims to enhance agricultural productivity, increase crop diversification and sustainable practices, augment post-harvest storage at panchayat and block levels, improve irrigation and facilitate long-term and short-term credit, with progress monitored against 117 key performance indicators through a monthly dashboard and district plans reviewed by NITI Aayog. With an annual outlay of USD 2.5 billion, the scheme is projected to benefit 17 million farmers directly, and it was subsequently launched on 11 October 2025 with all 100 districts notified.

HOW THIS ADVANCES INDIA'S COMMITMENT — This is in line with India's Statement of Commitment to make its best efforts to implement, improve, and/or scale-up the implementation of policy instruments and programmes from among those contained in the Global Alliance's Policy Basket in India's national context, together with the commitment to observe good practices throughout the implementation of such policy instruments and programmes, including maintaining effective governance and providing for appropriate monitoring and evaluation.

Indonesia

SMALLHOLDER AND FAMILY FARMING

REPORTED
January 2026

POLICY BASKET
Inclusive credit, insurance and financial services
Pro-poor access to agricultural inputs, and climate resilient technologies

Indonesia allocates IDR 300 trillion in agricultural microcredit, nearly tripling 2025 disbursements

WHAT WAS DELIVERED

Indonesia announced an allocation of IDR 300 trillion (approximately USD 17.8 billion) under its Kredit Usaha Rakyat (KUR) microcredit programme for the agricultural sector in 2026 — nearly three times the IDR 102 trillion disbursed in 2025. Coordinating Minister for Economic Affairs Airlangga Hartarto stated the programme aims to broaden farmers' access to financing, maintain rice self-sufficiency, stabilise food prices, and improve farmers' welfare through adaptive credit policies.

HOW THIS ADVANCES INDONESIA'S COMMITMENT — This scale-up directly delivers on Indonesia's Statement of Commitment to the Global Alliance, which commits to implementing the National Program for Productive-Oriented Microcredit (KUR) targeting micro-enterprises and smallholder farmers in the agricultural sector, distributed through financial institutions with a guaranteed scheme.

Inter-American Institute for Cooperation on Agriculture (IICA)

SMALLHOLDER AND FAMILY FARMING

REPORTED
May 2025

POLICY BASKET
Pro-poor access to agricultural inputs, and climate resilient technologies
Access to extension and rural advisory services

IICA launches training for 100 million smallholders in five languages

WHAT WAS DELIVERED

On 9 May 2025, IICA and Bayer jointly launched a global programme to deliver regenerative agriculture training to 100 million small-scale farmers across the Americas, Africa, and India. Online courses will be delivered in five languages — Spanish, English, Portuguese, Swahili, and Hindi — targeting producers in low- and middle-income countries. The programme aims to generate measurable impacts on food security, environmental protection, and socioeconomic development for participating rural communities, and is positioned as the largest knowledge-transfer initiative of its kind for smallholder producers.

HOW THIS ADVANCES IICA'S COMMITMENT — The launch directly operationalizes IICA's Statement of Commitment, which commits to supporting Alliance member governments in pro-poor access to agricultural inputs, technology, and knowledge through targeted knowledge transfer to smallholder farmers, and in climate-resilient technologies for family farming.

Japan

REPORTED
July 2026

POLICY BASKET
Emergency food transfer/supply, including humanitarian
Integrated programmes for climate and shock resilience, including programmes related to anticipatory, adaptive and shock-responsive social protection
Inclusive value addition and processing
Promote inclusive access to agricultural markets
Access to extension and rural advisory services

Japan helps double African rice production and trains smallholders in 71 countries

WHAT WAS DELIVERED

Japan has been vigorously working to eradicate hunger and poverty under the concept of human security, contributing approximately USD 16.7 billion from 2020 to 2024. In addition to bilateral support through JICA, Japan has collaborated with international organizations such as FAO and WFP, to provide both short-term emergency food assistance and mid- to long-term self-reliance support. We also focus on nutrition improvement to achieve universal health coverage. Specific initiatives include the establishment of Coalition for African Rice Development (CARD) and Smallholder Horticulture Empowerment and Promotion (SHEP) approach. Under the CARD, Japan has supported the formulation of rice development strategies in Sub-Saharan African countries and assisted in increasing rice production in line with each country's strategy. As a result, rice production doubled in ten years until 2018, and now it aims to further double the production by 2030. SHEP approach - a capacity building support for smallholder farmers - aims not only to increase crop productivity but also to enhance cultivation management and marketing capabilities with a focus on marketability. Since its launch in Kenya in 2006, related training has been conducted in 71 countries worldwide, including Africa, Latin America, Asia, and the Middle East.

HOW THIS ADVANCES JAPAN'S COMMITMENT — Operationalization of the CARD and SHEP initiatives and its technical assistance and knowledge sharing are directly in line with Japan's Statement of Commitment.

Nigeria

SMALLHOLDER AND FAMILY FARMING

REPORTED
February 2026

DEVELOPMENT PARTNERS
African Development Bank Group (AfDB)

POLICY BASKET
Pro-poor access to agricultural inputs, and climate resilient technologies
Inclusive credit, insurance and financial services
Promote inclusive access to agricultural markets

Nigeria's agricultural programme supporting inputs and climate-smart farming financed by AfDB

WHAT WAS DELIVERED

Nigeria's Phase 2 of the National Agricultural Growth Scheme — Agro-Pocket (NAGS-AP) — mobilises USD 200 million over four years, with implementation beginning in March 2026. The programme supports distribution of quality seeds and fertilisers through more than 600 agro-dealers, crop insurance, digital and climate-smart farming technology, and strengthened agricultural extension and data management systems for smallholder farmers. Building on Phase 1's reach of 650,000 farmers, Phase 2 targets a fivefold increase in wheat production and a 20 per cent boost in rice output to reduce Nigeria's food import burden.

HOW THIS ADVANCES NIGERIA'S COMMITMENT — This investment is financed through an African Development Bank (AfDB) loan, directly operationalising AfDB's Statement of Commitment to the Global Alliance, which pledges to enhance investment in agriculture and improve access to markets, finance, and technology for smallholder farmers and rural communities. The loan delivers on those commitments by supplying quality inputs through an agro-dealer network, deploying digital and climate-smart farming tools, and strengthening agricultural extension services.

Republic of Korea

SMALLHOLDER AND FAMILY FARMING

REPORTED
February 2026

POLICY BASKET
Pro-poor access to agricultural inputs, and climate resilient technologies

Republic of Korea raises K-Ricebelt rice yields from 2.2 to 4 tonnes per hectare

WHAT WAS DELIVERED

The Republic of Korea's Rural Development Administration is scaling its K-Ricebelt project to produce 11,000 tons of seed rice annually across seven African countries by 2027, up from 3,600 tons in 2024. Average rice yields in participating countries have risen from 2.2 tons per hectare before the project to 4 tons per hectare in 2024, and the first half of 2025 alone yielded 2,300 tons. At full scale, the initiative is projected to cultivate 223,000 hectares and produce sufficient rice to feed approximately 30 million people; African governments have to date imported USD 2.3 million worth of Korean agricultural equipment.

HOW THIS ADVANCES THE REPUBLIC OF KOREA'S COMMITMENT — These results confirm active and expanding delivery against Korea's Statement of Commitment, which pledges to continue the K-Ricebelt Project — including a USD 17 million investment in 2024 — to develop high-yield rice varieties and establish rice production complexes that raise agricultural productivity in Africa. Rising production volumes, higher per-hectare yields, and growing equipment transfers all demonstrate that this commitment is being realised on the ground.

Saudi Arabia

SMALLHOLDER AND FAMILY FARMING

REPORTED

December 2025

POLICY BASKET

Pro-poor access to agricultural inputs, and climate resilient technologies

Promote inclusive access to agricultural markets

Access to irrigation

Saudi Arabia's Reef Saudi reaches 87,000 rural beneficiaries across eight agricultural sectors

WHAT WAS DELIVERED

Saudi Arabia's Reef Saudi (Sustainable Agricultural Rural Development Program) has reached over 87,000 beneficiaries across the Kingdom, spanning eight sectors including beekeeping, fruit cultivation, rainfed crops, livestock, and aquaculture, with dedicated programming for rural women's empowerment. The rainfed agriculture sector registered over 1,100 per cent growth in participant numbers, and the number of registered beekeepers tripled from 5,000 to 15,000, with women now comprising 36 per cent of that workforce.

HOW THIS ADVANCES SAUDI ARABIA'S COMMITMENT — These results confirm active implementation of Saudi Arabia's Statement of Commitment, under which the Kingdom pledged to expand REEF to provide small agricultural producers, cooperative societies, and rural establishments with resources, market access, sustainable agricultural practices, irrigation access, and modern farming technologies — with a target of reaching over 200,000 beneficiaries by 2027. At 87,000 beneficiaries, current reach represents meaningful progress; however, as the fact-checker notes, substantial scale-up will be required over the remaining programme period to meet that target.

Spain

SMALLHOLDER AND FAMILY FARMING

REPORTED

February 2025

POLICY BASKET

Promoting short value chains

Promote inclusive access to agricultural markets

Pro-poor access to agricultural inputs, and climate resilient technologies

Spain allocates EUR 2.4 billion to irrigation through 2027 under its National Food Strategy

WHAT WAS DELIVERED

In February 2025, Spain announced a comprehensive National Food Strategy, with President Sánchez committing to advance a new Family Farming Law during the current legislative term to support over 900,000 family farms — described as the main raison d'être of the legislation. The strategy allocates EUR 2.4 billion through 2027 for efficient irrigation infrastructure, organised around six strategic pillars: food security, sustainability, rural and coastal regions, healthy eating, innovation, and consumer empowerment. Spain also reaffirmed its commitment to defending farmers and cooperatives in international trade contexts.

HOW THIS ADVANCES SPAIN'S COMMITMENT — This announcement directly delivers on Spain's Statement of Commitment to the Alliance, which pledges to renew its Development Cooperation Strategy in 2025 with smallholder farmers and family farming at its core, and to promote a gender-transformative Family Farming Law as part of its strategic role in food systems. The February 2025 declaration represents Spain's highest-level political commitment to both the Law and the broader National Food Strategy, fulfilling the SoC pledge and reinforcing Spain's 2030 Sprint commitments.

United Kingdom

REPORTED

July 2026

POLICY BASKET

Pro-poor access to agricultural inputs, and climate resilient technologies

Access to extension and rural advisory services

Inclusive value addition and processing

Integrated programmes for gender equality and empowerment

Multilevel governance

United Kingdom's CASA raises smallholder incomes 23%, reaching nearly 400,000 farmers and firms

WHAT WAS DELIVERED

The United Kingdom works to unlock finance, markets and access to technology (seeds, digital extension, next generation fertiliser) for smallholder farmers and agri-SMEs to improve inclusive, climate-resilient growth and food security, ensuring more environmentally sustainable gains in productivity and incomes.

Nearly 400,000 smallholder farmers and agri-SMEs benefitted from increased productivity, sales, income and climate resilience through the Commercial Agriculture for Smallholders and Agribusiness (CASA) programme to 2026, half of whom are female beneficiaries. On average, CASA market systems development activities, including in Ethiopia, Malawi, Nepal and Rwanda, increased the proportion of women formally integrated into agribusinesses' value chain by 36 per cent and increased smallholder annual incomes by 23 per cent.

Further, through a match-fund with the Common Fund for Commodities (CFS), the UK provides technical assistance and investment to boost agri-SME growth and local food system resilience, delivering on our commitment to support small, sustainable agribusinesses across sub-Saharan Africa.

HOW THIS ADVANCES THE UNITED KINGDOM'S COMMITMENT — This advances the UK's 2030 Sprint commitment to Smallholder and Family Farming.

World Bank Group (WBG)

SMALLHOLDER AND FAMILY FARMING

REPORTED

April 2026

DEVELOPMENT PARTNERS

Inter-American Institute for Cooperation on Agriculture (IICA)

POLICY BASKET

Pro-poor access to agricultural inputs, and climate resilient technologies

Promote inclusive access to agricultural markets

Inclusive value addition and processing

World Bank Group's AgriConnect targets 10 million Latin American and Caribbean farming families by 2030

WHAT WAS DELIVERED

The World Bank Group launched AgriConnect on 15 April 2026, targeting 10 million farming families in Latin America and the Caribbean by 2030 as part of a global goal to reach 300 million family farmers worldwide. The initiative focuses on job creation, income improvements for smallholder farmers, and food security gains through productive alliances, value chain integration, and digital transformation.

HOW THIS ADVANCES WBG'S COMMITMENT — AgriConnect advances the World Bank Group's Statement of Commitment, which pledges to use IDA financing to support smallholder farmers, promote inclusive access to agricultural markets, and provide pro-poor access to agricultural inputs and climate-resilient technologies — with a stated aim of doubling annual agribusiness investment to USD 9 billion. AgriConnect provides the overarching institutional framework and political momentum that shapes how IDA-financed country operations are designed and deployed at the scale called for in the commitment, complementing the direct country-level delivery mechanisms through which the SoC is realised.

World Bank Group (WBG)

SMALLHOLDER AND FAMILY FARMING

REPORTED

March 2026

POLICY BASKET

Pro-poor access to agricultural inputs, and climate resilient technologies

Farmer registry

Promote inclusive access to agricultural markets

Inclusive value addition and processing

World Bank Group backs one million Nigerian farmers with USD 500 million for seeds and markets

WHAT WAS DELIVERED

The World Bank Group approved a USD 500 million IDA credit for the Nigeria AGROW Project, providing concessional financing for digital farmer registries, climate-resilient seed access, and market linkages for one million smallholder farmers in one of Africa's largest agricultural economies.

HOW THIS ADVANCES WBG'S COMMITMENT — This operation directly delivers on the World Bank Group's Statement of Commitment, which pledges to deploy IDA concessional financing in support of smallholder farmers, advance digital farmer registries as tools for improving agricultural data and targeting, promote inclusive agricultural market access, and provide pro-poor access to agricultural inputs. The Nigeria AGROW Project is a concrete country-level embodiment of these commitments, and is consistent with the Bank's Sprint commitments to smallholder and family farming.

World Bank Group (WBG)

WATER ACCESS

REPORTED

March 2026

POLICY BASKET

Access to basic drinking water and sanitation services, and hygiene facilities

Integrated programmes for climate and shock resilience, including programmes related to anticipatory, adaptive and shock-responsive social protection

World Bank Group approves a project to deliver reliable water to 127,000 rural Djiboutians

WHAT WAS DELIVERED

On 16 March 2026, the World Bank approved a USD 35 million grant for the Djibouti Groundwater Resilience and Water Supply Project (DJIRESA), bringing Djibouti into the Horn of Africa – Groundwater for Resilience Program, a USD 455 million regional initiative also covering Ethiopia, Kenya and Somalia. The project finances construction and rehabilitation of rural water systems, professionalisation of operations and maintenance, capacity building for the Rural Hydraulic Directorate, a national Groundwater Information Management System, and a Water Resources Master Plan. It is expected to deliver reliable basic water services to 127,000 rural Djiboutians and enhance climate resilience for at least 167,000 people, with an additional USD 1.5 million supporting IGAD's cross-border coordination.

HOW THIS ADVANCES WBG'S COMMITMENT — This investment fulfils the World Bank's Statement of Commitment and indirectly supports the Sprints 2030 Water Access workstream, which commits Alliance members and partners — with multilateral banks serving as core financiers — to expand sustainable, climate-resilient drinking water services for underserved rural populations. By anchoring Djibouti within a USD 455 million regional groundwater resilience programme alongside three neighbouring countries, DJIRESA translates that commitment into measurable access gains for the country's most vulnerable rural communities.

2.5

Entries responding to Section 2.5

SCHOOL MEALS, **CHILDHOOD NUTRITION AND MATERNAL SUPPORT**

53 entries from 49 members

2030 SPRINT AREAS School Meals · Early Childhood and Maternal Support

ENTRIES RESPONDING TO SECTION 2.5

School meals, childhood nutrition and maternal support

African Union

SCHOOL MEALS

REPORTED
March 2026

DEVELOPMENT PARTNERS
African Union Development Agency (AUDA-NEPAD)

POLICY BASKET
School meals programmes
Institutional markets, including public procurement and pro-poor food pricing

African Union member states expand school feeding to 87 million children with mostly domestic financing

WHAT WAS DELIVERED

At the 11th African Development and Social Forum (ADSF), Member States reported significant progress in expanding school feeding programmes, collectively increasing coverage from 66 million to 87 million children, with more than 70 per cent of programmes financed through domestic resources. This milestone reflects growing national ownership and the institutionalization of sustainable social protection systems. Member States renewed their commitment to Home-Grown School Feeding (HGSF) as a transformative model that simultaneously improves child nutrition, health and educational outcomes while stimulating local agricultural production and creating predictable markets for smallholder farmers. By strengthening local food value chains, generating rural employment and increasing household incomes, HGSF demonstrates how social protection programmes can become powerful drivers of local economic development and resilience against food price volatility and climate shocks.

HOW THIS ADVANCES THE AFRICAN UNION'S COMMITMENT — These results reflect delivery aligned with commitments to promote social protection programmes including school feeding and food assistance — as set out in the Statements of Commitment of the African Union and AUDA-NEPAD respectively.

Angola

EARLY CHILDHOOD AND MATERNAL SUPPORT

REPORTED
May 2025

DEVELOPMENT PARTNERS
World Bank Group (WBG)

POLICY BASKET
Unconditional cash transfer
Maternal and early childhood nutrition

Angola's Kwenda cash transfers reach 1.3 million households and expand maternal and child support

WHAT WAS DELIVERED

Angola's Kwenda programme — the country's first national cash transfer scheme, implemented by the Local Development Institute (FAS/IDL) — reached over 1.3 million households in Phase 1, 70 per cent of them led by women. Phase 2, supported by the World Bank, is now underway and introduces expanded benefits explicitly targeting child development and maternal health outcomes, including increased uptake of nutrition, immunisation, and education services among vulnerable households. Approximately 3,000 Community and Health Development Agents (ADECOS) will support household education, service monitoring, and sector coordination across the country.

HOW THIS ADVANCES ANGOLA'S COMMITMENT — Kwenda Phase 2 directly implements Angola's Sprint 2030 commitment to expand assistance to children through programmes targeting maternal and early childhood support — including coverage for children aged 0 to 2 years — as set out under the Maternal and Child Health Improvement Program and the Child Rights Protection and Promotion Program (PDN 2023–2027).

Antigua and Barbuda

SCHOOL MEALS

REPORTED
January 2025

POLICY BASKET
School meals programmes

Antigua and Barbuda adds daily breakfast for 1,500 pupils and opens a second meals kitchen

WHAT WAS DELIVERED

In January 2025, Antigua and Barbuda expanded its National School Meals Programme by introducing a breakfast component serving over 1,500 primary school students daily, complementing the existing lunch programme which reaches over 4,000 students. To support increased service delivery, the Ministry of Education opened a second Satellite Meals Kitchen in Freetown Village on 8 January 2025, strengthening meal preparation capacity across the islands.

HOW THIS ADVANCES ANTIGUA AND BARBUDA'S COMMITMENT — These developments deliver directly on Antigua and Barbuda's Statement of Commitment to its National School Meals Programme, which committed to providing free hot lunches to all primary public school students. The January 2025 expansion extends the programme beyond lunch to a full breakfast-and-lunch offer and builds the infrastructure needed to sustain and grow that coverage.

Argentina

REPORTED
July 2026

POLICY BASKET
Conditional cash transfer (CCT)
Maternal and early childhood nutrition
Food transfer or subsidized food (food distribution programmes)
School meals programmes
Social registry
Digital transformation of social protection information systems

Argentina doubles its child allowance while food support covers the full basic food basket

WHAT WAS DELIVERED

Based on official national data, between the second half of 2023 and the second half of 2025, Argentina reduced poverty from 41.7 per cent to 28.2 per cent and indigence from 11.9 per cent to 6.3 per cent, through an economic and financial stabilization programme based on macroeconomic balance, tax reductions, deregulation of economic activities, and respect for property rights.

The Asignación Universal por Hijo (AUH), together with Prestación Alimentar and Apoyo Alimentario 1000 Días, forms part of the strategy to support the most vulnerable households, including those with children, pregnant women or children with disabilities. In January 2024, the amount of the AUH was doubled, and it was established that it would be adjusted monthly in line with pension mobility. Since June 2024, the combined amount of the AUH and Tarjeta Alimentar has covered the full Canasta Básica Alimentaria (CBA), compared to 54.8 per cent in December 2023. Since December 2023, Prestación Alimentar has accumulated a 228.4 per cent increase. In April 2024, Apoyo Alimentario 1000 Días was increased by 500 per cent to guarantee the provision of milk and other healthy foods. School meal services were maintained, while Comedores PNUD began transitioning into Centros de Familia PNUD, expanding their role beyond food assistance toward a model of comprehensive care for families.

The current social policy strategy also advances institutional modernization to improve public management through identification and registration of beneficiaries, progressive digitalization of administrative processes, registry integration, stronger monitoring and evaluation, and support for community organizations through technical assistance and training.

Overall, Argentina's social policy is moving toward a human development model that combines protection for vulnerable groups with capacity-building, autonomy, opportunity creation, and results-based management, while placing families at the centre and leveraging the strategic role of community spaces.

HOW THIS ADVANCES ARGENTINA'S COMMITMENT — These results are in line with Argentina's position in its Statement of Commitment to the Global Alliance against Hunger and Poverty.

Armenia

SCHOOL MEALS

REPORTED
March 2026

POLICY BASKET
School meals programmes
Promotion and access to healthy diets, including through education and affordable/subsidized prices

Armenia brings sustainable school nutrition infrastructure to 89 schools across five regions

WHAT WAS DELIVERED

Armenia's Transformative School Nutrition programme entered a new phase in March 2026, extending to 89 schools across five regions — Tavush, Lori, Vayots Dzor, Syunik, and Gegharkunik — with the introduction of school gardens, greenhouses, and solar panels to promote local food sourcing and sustainable operations. Since 2025, the programme has also expanded to Yerevan, where it aims to provide hot meals to approximately 47,000 primary school students across 159 schools in the capital, in addition to the 102,000 children already covered in ten regions.

HOW THIS ADVANCES ARMENIA'S COMMITMENT — These milestones deliver on Armenia's Statement of Commitment to develop transformative school meals that use schools as platforms for food system change, including through green circular economy models. The March 2026 phase launch — anchored in school-based food production and renewable energy infrastructure — and the ongoing capital-city expansion directly advance this commitment to scale school feeding with local and sustainable food sourcing.

Armenia

EARLY CHILDHOOD AND MATERNAL SUPPORT

REPORTED
January 2026

DEVELOPMENT PARTNERS
United Nations Children's Fund (UNICEF)

POLICY BASKET
Maternal and early childhood nutrition
Access to basic health care

Armenia raises its health budget to AMD 220 billion, funding child coverage and newborn screening

WHAT WAS DELIVERED

Armenia increased its 2026 healthcare budget to AMD 220 billion, up from AMD 164 billion, with maternal and child health identified as an explicit priority. The budget increase funds seven newborn screening programmes and extends universal health insurance coverage to all children under 18. On 23 January 2026, UNICEF launched its new 2026–2030 Country Programme for Armenia, developed jointly with the Government of Armenia. Health and nutrition are designated as a priority area, encompassing primary healthcare strengthening, immunization, breastfeeding promotion, and positive parenting. Concrete delivery on the nutrition components remains ahead; the country programme establishes the programmatic framework for future implementation.

HOW THIS ADVANCES ARMENIA'S COMMITMENT — These measures advance Armenia's Alliance commitments on maternal and early childhood nutrition. The 2026 budget increase directly delivers on Armenia's Sprint 2030 pledge on Transformative School Meals — which uses schools as platforms to improve nutritional outcomes for children in grades 0–4 — and on Armenia's Statement of Commitment to invest in early childhood and maternal support, including through health system improvements that underpin nutrition delivery.

Bangladesh

EARLY CHILDHOOD AND MATERNAL SUPPORT

REPORTED
January 2026

DEVELOPMENT PARTNERS
Global Alliance for Improved Nutrition (GAIN), Children's Investment Fund Foundation (CIFF)

POLICY BASKET
Maternal and early childhood nutrition
Prevention and control of micronutrient deficiencies

Bangladesh's micronutrient programme reaches over one million pregnant women through nationwide pharmacies

WHAT WAS DELIVERED

Bangladesh's Multiple Micronutrient Supplementation programme through market-based model has sold over 100 million multiple micronutrient supplement (MMS) tablets to more than 1 million pregnant women — representing 15 per cent of annual pregnancies — through a nationwide pharmacy network.

HOW THIS ADVANCES BANGLADESH'S COMMITMENT — This delivery marks concrete, measurable progress toward Bangladesh's Sprint 2030 commitment to reach the pregnant women, especially those in hard-to-reach areas, with nutrition services including multiple micronutrient supplementation.

Barbados

SCHOOL MEALS

REPORTED
February 2026

DEVELOPMENT PARTNERS
Brazil, Colombia, Chile, Dominican Republic, Mexico, Uruguay

POLICY BASKET
School meals programmes
Conditional cash transfer (CCT)
Pro-poor access to agricultural inputs, and climate resilient technologies
Promoting short value chains

Barbados and seven other countries in LAC cut hunger by 6.2 million people

WHAT WAS DELIVERED

A joint report by FAO, IFAD, PAHO, UNICEF, WFP, and WHO released in February 2026 found that Latin America and the Caribbean reduced undernourishment for the fourth consecutive year, with hunger falling to 5.1 per cent of the population — down from a peak of 6.1 per cent in 2020 — representing 6.2 million fewer hungry people in the region. Alliance members Brazil and Uruguay achieved hunger prevalence below 2.5 per cent, while Chile and Mexico approached that threshold; Barbados, Colombia, and the Dominican Republic fell below 5 per cent. The report attributes progress to social protection policies, school meal programmes, and support for small-scale farming; Colombia specifically reduced hunger to 3.9 per cent through territorial policies and family farming support. Moderate and severe food insecurity across the region also fell sharply, from 33.7 per cent in 2020 to 25.2 per cent in 2024. These results reflect the combined effect of commitments made by multiple Alliance members across School Meals, Cash Transfers, and Smallholder and Family Farming. Brazil committed to scaling school meals and conditional cash transfers; Chile committed to expanding cash transfers and school meals; Colombia committed to Hambre Cero food distribution and Zonas de Recuperación Nutricional; and the Dominican Republic committed to the Supérate socio-economic inclusion programme.

HOW THIS ADVANCES BARBADOS' COMMITMENT — The four consecutive years of documented hunger decline demonstrate that the integrated policies these members pledged are yielding verifiable, statistically significant results, with 2024 data representing the first full year following the Alliance's November 2024 launch.

Benin

SCHOOL MEALS

REPORTED
September 2025

POLICY BASKET
School meals programmes
Institutional markets, including public procurement and pro-poor food pricing
Access to basic drinking water and sanitation services, and hygiene facilities

Benin improves nutrition, water access and local sourcing across 5,709 public schools

WHAT WAS DELIVERED

Through the CASCADE project and increased budget allocations, Benin has strengthened school feeding infrastructure across 5,709 public schools, delivering improvements in nutrition quality, water access, and local food procurement that connects school canteens with small farmers.

HOW THIS ADVANCES BENIN'S COMMITMENT — This work advances Benin's Sprint 2030 commitment to expand school meal coverage from 75 per cent to 100 per cent of public schools, equipped with appropriate kitchen infrastructure and water access, while developing 100 per cent local purchasing to support smallholder agriculture.

Benin

SCHOOL MEALS

REPORTED
December 2025

POLICY BASKET
School meals programmes

Benin's 2026 budget funds universal school meals and transfers management from World Food Programme to a national agency

WHAT WAS DELIVERED

Benin's 2026 national budget formalizes the country's commitment to universal school meal coverage, allocating funding to extend school feeding to 100 per cent of public schools. The budget also marks a significant step toward programme sustainability by finalising the transition of school feeding management from the World Food Programme to the national agency ANAN.

HOW THIS ADVANCES BENIN'S COMMITMENT — This directly delivers on Benin's Sprint 2030 commitment to expand school meal coverage to all public schools, with the shift to national ownership through ANAN demonstrating the government's commitment to long-term programme sustainability.

Brazil

SCHOOL MEALS

REPORTED
February 2025

POLICY BASKET
School meals programmes
Promotion and access to healthy diets, including through education and affordable/subsidized prices

Brazil caps ultra-processed food in school menus at 15% in 2025, aims to tighten to 10% in 2026

WHAT WAS DELIVERED

Brazil's National Education Development Fund (FNDE) has issued a resolution capping ultra-processed foods in school meals at 15 per cent of menus in 2025, with a further reduction to 10 per cent by 2026, while mandating that at least 85 per cent of food served be fresh or minimally processed. The measure covers approximately 40 million students across the country. This regulation advances Brazil's Statement of Commitment to improve its school meals programme by expanding sustainability concerns and prioritising healthier, more natural food. By raising the mandatory share of fresh and minimally processed food served in schools, the new FNDE rules operationalise the SoC's pledge to build a more nutritious and sustainable national school feeding system. Additionally, CD/FNDE Resolution No. 11 of 22 June 2026, established a specific public call for the procurement of food produced by Traditional Peoples and Communities (PCT). This measure promotes the appreciation of socio-biodiversity, traditional food systems, and culturally appropriate school meals, in line with the principles of food and nutritional security.

HOW THIS ADVANCES BRAZIL'S COMMITMENT — This regulation advances Brazil's Statement of Commitment to improve its school meals programme and food procurement programme.

Brazil

SCHOOL MEALS

REPORTED
October 2025

POLICY BASKET
School meals programmes
Institutional markets, including public procurement and pro-poor food pricing

Brazil raises school meal procurement from family farmers to 45%

WHAT WAS DELIVERED

Brazil has enacted Law 15,226/2025, raising the mandatory share of food procurement from family farmers for the National School Feeding Programme (PNAE) from 30 per cent to 45 per cent, with explicit prioritisation of women, Indigenous peoples, and quilombola communities. The legislation substantially expands inclusive, locally sourced procurement within a programme that serves tens of millions of students. This advancement was complemented by CD/FNDE Resolution No. 11 of 22 June 2026, which regulated the specific public call procedure for the procurement of food from Traditional Peoples and Communities, expanding the inclusion of historically underrepresented segments in public procurement and strengthening the PNAE's role as an instrument for local development, the appreciation of socio-biodiversity, and the promotion of sustainable food systems.

HOW THIS ADVANCES BRAZIL'S COMMITMENT — These actions directly deliver on Brazil's 2030 Sprint commitment to expand sustainability in PNAE purchasing from family farmers and to broaden participation of women, Indigenous groups, and quilombola populations. They translate that pledge into binding national legislation, marking a major scale-up of inclusive local food procurement within the Brazilian school feeding system.

Brazil

REPORTED

July 2026

POLICY BASKET

Institutional markets, including public procurement and pro-poor food pricing

Integrated programmes for climate and shock resilience, including programmes related to anticipatory, adaptive and shock-responsive social protection

Food transfer or subsidized food (food distribution programmes)

Emergency food transfer/supply, including humanitarian

Brazil announces BRL 1.3 billion plan to strengthen resilience ahead of El Niño

WHAT WAS DELIVERED

In July 2026, the Brazilian government announced a BRL 1.3 billion (approximately USD 255 million) package to prepare for a forecast El Niño episode in 2026 and 2027. Coordinated through a new El Niño Situation Room spanning 24 ministries and agencies, the package prioritizes food security, with BRL 850 million allocated to purchase 310,000 tonnes of rice and further resources for purchase and distribution of 350,000 food baskets, maize for livestock, alongside wildfire prevention, climate and river monitoring, and reinforced health services in the most exposed regions. It also channels BRL 13 million through the Food Acquisition Programme (PAA) to support smallholder farmers in the North and further reinforce food security supplies.

HOW THIS ADVANCES BRAZIL'S COMMITMENT — This package operationalizes the resilient small-scale agriculture and shock-responsive social protection instruments in the Alliance's Policy Basket, instruments central to Brazil's own Statement of Commitment as the Alliance's founding member. By pairing food-stock purchases from family farmers through the PAA with wildfire, water and health preparedness, the plan reflects the whole-of-government, anticipatory approach the Alliance promotes and is closely aligned with Brazil's 2030 Sprint commitments for smallholder and family farming.

Cambodia

SCHOOL MEALS

REPORTED

April 2025

DEVELOPMENT PARTNERS

Republic of Korea, World Food Programme (WFP)

POLICY BASKET

School meals programmes

Institutional markets, including public procurement and pro-poor food pricing

Promoting short value chains

Cambodia launches USD 10 million initiative to feed 133,300 schoolchildren

WHAT WAS DELIVERED

Cambodia launched a USD 10 million initiative covering 2025–2029 to accelerate the expansion of its national homegrown school feeding programme. The new phase will extend nutritious hot meals to 133,300 schoolchildren across 428 schools, with a target of transitioning them into a nationally owned and fully government-funded programme by 2028. Meals are progressively enhanced using locally produced and fortified foods, supported by the Korea International Cooperation Agency (KOICA) and WFP.

Cambodia has significantly increased its own investment in school feeding: the Royal Government now independently funds meals in approximately 40 per cent of programme schools, with an annual allocation of nearly USD 5 million — up from USD 2.9 million in 2022.

HOW THIS ADVANCES CAMBODIA'S COMMITMENT — This initiative closely reflects the objectives of the Sprints 2030 School Meals sprint, which targets nationally owned, government-funded homegrown school feeding programmes using locally sourced foods. Cambodia is one of the original Fast-Track countries working with Alliance members to transition its existing school feeding programme to full government management and, in time, to expand toward universal coverage. While Cambodia has not formally joined the School Meals Sprint 2030, this Phase II programme advances the collective Alliance goals to which Cambodia's Statement of Commitment aligns, and the doubling of Cambodia's own annual budget contribution stands as a measurable indicator of that progress.

Canada

REPORTED
July 2026

POLICY BASKET
School meals programmes

Canada makes school food permanent, serving up to 400,000 children

WHAT WAS DELIVERED

Since joining the Global Alliance against Hunger and Poverty, the Government of Canada has continued to support the health and learning of children and youth while also making life more affordable for families across Canada through the National School Food Program. As of March 2025, the Government of Canada signed three-year bilateral agreements with all provinces and territories under the National School Food Program. Through these bilateral agreements, the Government of Canada is investing a total of approximately CAD 350.6 million from 2024-25 to 2026-27.

Announced in Budget 2025, the Government of Canada has also committed to providing CAD 216.6 million per year, beginning in the 2029-30 fiscal year, and has passed legislation to make the National School Food Program permanent. The National School Food Program Act received Royal Assent through Bill C-15 on March 26, 2026, and is now law in Canada, cementing Canada's commitment to maintain sustainable, long-term funding for the Program, which is expected to provide nutritious meals to up to 400,000 children while bringing down costs for parents.

HOW THIS ADVANCES CANADA'S COMMITMENT — These actions are aligned with Canada's Statement of Commitment to join other partners in advancing the objectives of School Meals Coalition, including on learning and advocacy. Canada provides strong support for school meals projects in developing countries through long standing partnerships with the World Food Program and other partners. This funding has demonstrated an impact in improving nutrition status, school attendance and in reducing divergent outcomes between boys and girls. Canada is also investing in the development of a National School Food Program working with provinces, territories, Indigenous communities and local civil society organizations to increase access to school meal programs for children across Canada.

Children's Investment Fund Foundation (CIFF)

SCHOOL MEALS

REPORTED
March 2025

POLICY BASKET
School meals programmes

CIFF pledges at least USD 400 million, including for African school meals

WHAT WAS DELIVERED

At the Nutrition for Growth Summit, CIFF announced a pledge of at least USD 400 million by 2028, including for the End School Age Hunger (ESAH) Fund established jointly with the African Development Bank (AfDB). The ESAH Fund is designed to catalyse investment supporting African countries in achieving universal school feeding aligned with the Alliance's School Meals Sprint.

HOW THIS ADVANCES CIFF'S COMMITMENT — CIFF's Statement of Commitment explicitly names the ESAH Fund as the primary vehicle for its catalytic funding role. The Summit announcement represents the formal financial operationalisation of that commitment, moving it from a declaration of intent to a publicly announced and quantified funding flow. The pledge covers the period through 2028; whether funds have been disbursed as of the time of publication should be confirmed before final release.

Children's Investment Fund Foundation (CIFF)

EARLY CHILDHOOD AND MATERNAL SUPPORT

REPORTED
March 2026

POLICY BASKET
Maternal and early childhood nutrition
Prevention and control of micronutrient deficiencies
Access to basic health care

CIFF commits USD 54 million for maternal nutrition in eight African countries

WHAT WAS DELIVERED

CIFF has committed USD 54 million to launch NOURISH (Nurture the ecosystem, Optimise the market, Unlock financing, Reinforce ANC platforms, Integrate and Scale MMS and Calcium for Healthy Futures), a multi-country maternal nutrition initiative led by Nutrition International alongside UNICEF, CHAI Ghana and Sight and Life. Unveiled at the African Union Summit in Addis Ababa on 15 March 2026, NOURISH targets eight countries across sub-Saharan Africa, beginning with Ethiopia and Rwanda, with a focus on strengthening antenatal care platforms and expanding pregnant women's access to essential micronutrient supplements. By 2030, NOURISH aims to reach at least 4 million women directly, mobilise an additional USD 54 million in government-led financing, and deliver measurable reductions in anaemia and low birthweight rates.

HOW THIS ADVANCES CIFF'S COMMITMENT — This investment directly delivers on CIFF's Statement of Commitment, which pledges financial support to Alliance member governments for maternal and early childhood nutrition interventions — including antenatal care and micronutrient supplementation — and indirectly supports the Sprint 2030 objectives in the Early Childhood and Maternal Support area targeting anaemia reduction and improved birth outcomes.

Chile

SCHOOL MEALS

REPORTED
March 2025

POLICY BASKET
School meals programmes
Institutional markets, including public procurement and pro-poor food pricing

Chile announces reform requiring school meal contracts to source 5% of food from local producers

WHAT WAS DELIVERED

Chile announced structural reforms to its Programa de Alimentación Escolar (PAE) in 2025, embedding binding local procurement requirements into every school meal contract nationwide. New tender conditions mandate that at least 5 per cent of all purchases come from local producers, with 2.5 per cent reserved exclusively for family farming (AFC) and artisanal fishing. Under the new tender specifications, and in recognition of the territorial realities and logistical constraints of the country's most remote regions, this requirement is adjusted to 3 per cent in those regions. Additional reforms introduce dietary accommodations for students with celiac disease and food allergies, smaller territorial bidding units to broaden market access for smaller food companies, and labour certification requirements for at least 50 per cent of food handlers, as well as the implementation of a programme for students with Autism Spectrum Disorder (ASD), through a specialized food basket designed to meet their specific dietary needs and preferences.

HOW THIS ADVANCES CHILE'S COMMITMENT — These changes directly operationalise Chile's Statement of Commitment to strengthen the PAE: the binding AFC purchase quota implements the commitment to support local agriculture and fishing through fresh, seasonal foods from local producers in the school meal supply chain, while the shift to smaller territorial units advances the PAE's role as a driver of local economic development.

Chile

REPORTED
February 2025

POLICY BASKET
Food transfer or subsidized food (food distribution programmes)

Chile's micro-food banks recover and deliver 2.3 million food servings to vulnerable people from 2024-2026

WHAT WAS DELIVERED

Starting in 2024, the Micro-Food Banks program of Chile incorporated new tools for management, monitoring, and evaluation. Over the course of its implementation—which ran until June 2026—139 micro-food banks were established across the country's 16 regions, and more than 548,000 kilograms of fruits and vegetables were recovered, equivalent to over 2.3 million food servings delivered to vulnerable individuals.

HOW THIS ADVANCES CHILE'S COMMITMENT — These actions operationalize Chile's Statement of Commitment.

Chile

REPORTED
April 2025

POLICY BASKET
Promotion and access to healthy diets, including through education and affordable/subsidized prices

Chile launches a social media campaign promoting healthy eating among young people

WHAT WAS DELIVERED

In 2025, Elige Vivir Sano (EVS, "Choose to Live Healthy" in English), a department of the Ministry of Development and Family, launched a communication campaign aimed at young people and adolescents, primarily disseminated through social media. Titled "La Receta del Padrino" (The Godfather's Recipe), the campaign focused on promoting healthy eating and nutritional awareness, particularly among young people capable of influencing household dietary habits.

HOW THIS ADVANCES CHILE'S COMMITMENT — This action directly contributes to Chile's Statement of Commitment to expand the implementation of EVS.

Comida do Amanhã Institute

REPORTED
July 2026

POLICY BASKET
School meals programmes
Institutional markets, including public procurement and pro-poor food pricing
Access to extension and rural advisory services

Comida do Amanhã Institute supports 220 farming families to supply agroecological school meals

WHAT WAS DELIVERED

In alignment with its commitment to support School Meals Programmes and Public Procurement from Family Farming, Comida do Amanhã launched "PNAE Agroecológico" project. Building on the experience of the Laboratory on Urban Food Policies (LUPPA), this initiative structures concrete institutional arrangements between local production and institutional markets to drive agroecological transition.

Concrete Achievements: As of 2024/2025, the project has selected 11 pilot territories across Pará, Pernambuco, Paraná, and Rio Grande do Sul, covering a total population of over 3 million people and 267,332 students. Projects were co-designed with the municipalities to achieve bold goals by 2028, including municipal funding allocated for procurement of food under agroecological transition process. The initiative is now providing technical assistance on agroecological practices (ATER) directly to 220 farming families whose production practices will become more sustainable and closer to agroecological principles.

Knowledge Delivery: launch of the Policy Paper and Policy Brief "PNAE as a Driver of Agroecological Transition in Brazil," which provides governments with institutional and regulatory recommendations for sustainable public food procurement.

HOW THIS ADVANCES COMIDA DO AMANHÃ INSTITUTE'S COMMITMENT — This action operationalizes the Institute's Statement of Commitment and is aligned with the 2030 Sprint for school meals.

Dominican Republic

SCHOOL MEALS

REPORTED
February 2026

POLICY BASKET
School meals programmes
Food transfer or subsidized food (food distribution programmes)

Dominican Republic's school meals reach over 2 million students as undernourishment falls

WHAT WAS DELIVERED

The Dominican Republic has reached a historic milestone in the fight against hunger: undernourishment fell to 3.6 per cent in 2025, dropping below the regional Latin American average and placing the country on course to exit the global hunger map before 2028. These results have been publicly validated by a former FAO Director-General. The progress reflects the sustained expansion of the Dirección de Desarrollo Social Supérate, formerly the Supérate programme. The national school feeding system now reaches over 2 million students, providing 70 per cent of their daily nutritional needs, while Economic Dining Halls have expanded from 35 to 134 locations nationwide. The Aliméntate card has reached approximately 1.5 million households, and close to half a million Dominican families have overcome hunger.

HOW THIS ADVANCES THE DOMINICAN REPUBLIC'S COMMITMENT — These measurable outcomes constitute documented delivery against the Dominican Republic's Statement of Commitment to the Dirección de Desarrollo Social Supérate — including its commitments on the school feeding system managed by INABIE — and indirectly support the School Meals 2030 Sprint.

Dubai Cares

SCHOOL MEALS

REPORTED
February 2026

POLICY BASKET
School meals programmes

Dubai Cares launches climate-friendly kitchens delivering 76,000 annual meals in rural Kenya

WHAT WAS DELIVERED

In February 2026, Dubai Cares launched its 'Feed a Child, Build a Kitchen' Ramadan 2026 campaign in partnership with Food4Education in Kenya, targeting 21 rural schools in Kenya's Embu County. The initiative delivers 76,000 meals annually through climate-friendly community kitchens — each serving approximately 400 children — while also creating over 160 local jobs and supporting thousands of smallholder farmers through local food procurement, linking school nutrition directly to community economic development.

HOW THIS ADVANCES DUBAI CARES' COMMITMENT — The campaign represents the active deployment of Dubai Cares' Statement of Commitment, which pledges USD 4 million over 2021–2026 to Home-Grown School Feeding programmes across Africa in partnership with WFP and the African Union, and affirms its ongoing support role within the School Meals Coalition. Launching in the final year of the SoC's programme period, this new country-level operation in Kenya incorporates the home-grown model at the heart of that commitment — combining in-school nutrition, locally sourced food, and community kitchen infrastructure indirectly supporting the School Meals Sprint.

Egypt

SCHOOL MEALS

REPORTED
February 2025

DEVELOPMENT PARTNERS
Spain, World Food Programme (WFP)

POLICY BASKET
School meals programmes
Conditional cash transfer (CCT)

Egypt provides daily fortified snacks and cash transfers to 4,100 students

WHAT WAS DELIVERED

A two-year initiative launched in 2025 in Assiut governorate — one of Egypt's most food-insecure regions — is reaching approximately 4,100 community school students with daily fortified snacks (date bars providing 25 per cent of daily caloric needs) and monthly conditional cash transfers through Egypt's Takaful and Karama safety net, linked to a minimum 80 per cent school attendance requirement. Supported by WFP and Spain's AECID, the programme aims to reduce dropout rates, child labour, and early marriage, with particular focus on girls in Upper Egypt's most deprived communities.

HOW THIS ADVANCES EGYPT'S COMMITMENT — The initiative delivers on Egypt's Statement of Commitment, under which Egypt pledges its National School Feeding Programme for millions of students in low-income and vulnerable rural areas and identifies school meals as a knowledge-sharing priority within the Alliance. Spain, as co-chair of the Global Alliance, has committed to supporting member countries' school feeding systems. This partnership brings both commitments into joint implementation, extending in-school nutrition to community schools in Assiut while pairing it with attendance-conditioned cash assistance — combining two complementary instruments in a single programme action.

Ethiopia

REPORTED
September 2026

POLICY BASKET
School meals programmes

Ethiopia scales up national school feeding to serve over 8.9 million students

WHAT WAS DELIVERED

Ethiopia has continued to strengthen its national school feeding efforts as part of its broader commitment to food security, nutrition improvement, and poverty reduction. The Homegrown School Feeding Program links nutrition, agriculture, and education by sourcing food locally, improving school enrollment, and creating stable markets for smallholder farmers.

In 2025, the Government of Ethiopia reaffirmed school feeding as a national priority and advanced measures to improve the quality and nutritional value of meals provided to schoolchildren. The Ethiopian Public Health Institute, published a science-based school feeding menu guide to support the provision of diversified and nutritious meals for students, helping improve health, attendance, learning outcomes, and social equity.

As of July 2026, the program serves over 8.9 million students, with plans for universal coverage. In Addis Ababa alone, city level initiatives are 840,000 students with two daily meals. A value-for-money assessment revealed that beneficiaries of school feeding programs in Ethiopia gain an additional 34 per cent in years of schooling equivalent to 2.3 more years of education compared to non-beneficiaries. These educational gains translate into improved lifetime earnings and better job prospects. In health terms, a cohort of 1,000 children benefiting from the school feeding program would experience five additional years lived in good health, including reductions in anemia.

For every USD 1 invested, the return is estimated at USD 4 in combined education, health, and economic benefits. Ethiopia continued implementation of Home-Grown School Feeding approaches that connect school meals with local food procurement systems, creating benefits for both students and local producers.

HOW THIS ADVANCES ETHIOPIA'S COMMITMENT — These achievements contribute directly to Ethiopia's Statement of Commitment to combat hunger, improve nutrition, strengthen social protection, and promote sustainable food systems and are aligned with the Alliance's 2030 Sprint for school meals. They also complement the country's wider efforts to improve access to nutritious diets, enhance resilience, and support vulnerable populations through integrated food security and nutrition programmes.

European Union

EARLY CHILDHOOD AND MATERNAL SUPPORT

REPORTED
February 2026

POLICY BASKET
Child and family support/benefits
Maternal and early childhood nutrition
Access to adequate housing

European Union adopts first anti-poverty strategy, targeting 15 million fewer people at risk

WHAT WAS DELIVERED

On 6 May 2026, The European Commission adopted the EU's first-ever Anti-Poverty Strategy. The Strategy follows up on the European Pillar of Social Rights Action Plan, which set as target for 2030 to reduce the number of people at risk of poverty or social exclusion by at least 15 million compared to 2019 level, at least 5 million of whom should be children. Even though progress on this target has been slow, the Strategy increases the level of ambition, reiterating the target to reduce by at least 15 million and setting a longer-term goal to help eradicating extreme poverty by 2050. The EU Cohesion Policy and the European Social Fund Plus support poverty reduction and social inclusion across Member States. The European Social Fund Plus (ESF+) is the main instrument for investing in people, with a total ESF+ budget: EUR 139+ billion (including EUR 94+ billion from the EU budget). The ESF+ provides strong investment in social inclusion, overall the Member States allocate 31 per cent of ESF+ resources to social inclusion (EUR 45.3 billion). As regards the 2028-2034 budget, the next MFF proposal unifies EU funds under a coherent strategy implemented through National and Regional Partnership Plans. At least 14 per cent of the envelope for the plans will be dedicated to meeting the EU's social objectives. Along with the strategy, Commission communication on strengthened European Child Guarantee (ECG) was published. Among other new initiatives, it announces a pilot for European Child Guarantee Card — a tool designed to identify children in need and connect them to the ECG services. The package also includes a Council recommendation on fighting housing exclusion affecting approximately 1 million homeless people across the EU.

HOW THIS ADVANCES THE EUROPEAN UNION'S COMMITMENT — By reinforcing the European Child Guarantee and piloting the new digital card linking vulnerable children to nutrition and health services, the EU advances its contribution to the Early Childhood and Maternal Support Sprint 2030 area.

France

SCHOOL MEALS

SMALLHOLDER AND FAMILY FARMING

REPORTED
June 2026

POLICY BASKET
School meals programmes

France mobilises EUR 24.4 million for school meals benefiting 380,000 children

WHAT WAS DELIVERED

France pursued its commitment across the 2030 Sprints through an integrated approached financed by the French initiative for security and nutrition (FIFSAN). France mobilized more than EUR 24.4 million on School Meals programmes, benefiting approximately 380,000 schoolchildren. As a flagship example, France reinforced its support to the National Program of School Meals of Haiti in 2025-2026, through a EUR 5 million project, reaching more than 80,000 pupils across the country. This project will also benefit 3,500 farmers and 1,500 livestock producers.

HOW THIS ADVANCES FRANCE'S COMMITMENT — This operationalizes France's 2030 Sprint commitments to school meals and to smallholder and family farming.

Gates Foundation

EARLY CHILDHOOD AND MATERNAL SUPPORT

REPORTED
August 2025

POLICY BASKET
Maternal and early childhood nutrition
Access to basic health care

Gates Foundation commits USD 2.5 billion to women's health research and development

WHAT WAS DELIVERED

In August 2025, the Gates Foundation announced USD 2.5 billion for women's health research and development, with maternal health and nutrition explicitly named as one of five priority areas.

HOW THIS ADVANCES GATES FOUNDATION'S COMMITMENT — This financial commitment advances the Foundation's Alliance Statement of Commitment to support governments in designing, piloting, and incentivising nutrition-sensitive social protection programmes focused on women and children — including through its partnership with the World Bank's Social Protection and Jobs Global Practice — bringing those efforts to scale. It also marks progress towards the Foundation's 2030 Sprint commitment.

Germany

SCHOOL MEALS

REPORTED
February 2025

DEVELOPMENT PARTNERS
World Food Programme (WFP)

POLICY BASKET
School meals programmes
Pro-poor access to agricultural inputs, and climate resilient technologies
Promote inclusive access to agricultural markets

Germany funds daily school meals for 45,000 children in northern Togo

WHAT WAS DELIVERED

Germany's Federal Ministry for Economic Cooperation and Development (BMZ), channelling EUR 16.8 million via KfW Development Bank, is partnering with WFP to provide daily nutritious school meals to 45,000 pre-school and primary school children across 140 schools in the Kara and Savanes regions of northern Togo — areas affected by Sahel crisis spillover. Programme components include school kitchen rehabilitation, fuel-efficient stoves, school gardens, and nutrition education.

HOW THIS ADVANCES GERMANY'S COMMITMENT — This programme represents a concrete contribution to Germany's School Meals Sprint commitment to expand access to nutritious school meals for children in food-insecure settings, as part of the Alliance-wide effort to scale school meal coverage in low- and lower-middle-income countries by 2030.

Germany

SCHOOL MEALS

REPORTED
January 2026

DEVELOPMENT PARTNERS
Global Partnership for Education (GPE), Rockefeller Foundation, World Food Programme (WFP)

POLICY BASKET
School meals programmes

Germany launches School Meals Accelerator targeting 100 million additional children by 2030

WHAT WAS DELIVERED

Germany's Federal Ministry for Economic Cooperation and Development (BMZ), the Novo Nordisk Foundation, The Rockefeller Foundation, and WFP launched the School Meals Accelerator at the Global Forum for Food and Agriculture (GFFA 2026) in Berlin on 16 January 2026, with currently more than USD 80 million in initial funding. The initiative aims to support national governments in reaching an additional 100 million children with nutritious school meals by 2030, focusing on countries in Africa, Asia, and Latin America and the Caribbean.

The Global Partnership for Education (GPE) joined as an additional supporter, with GPE contributing through its Technical Assistance Facility (TAF), which has served as a pilot for the Accelerator model in other countries, helping strengthen the financing, governance, and sustainability of national school meal programmes.

HOW THIS ADVANCES GERMANY'S COMMITMENT — The School Meals Accelerator constitutes a direct delivery vehicle for the School Meals Sprint, which commits Alliance members — including Germany — to collectively expand school meals coverage in low- and lower-middle-income countries by 2030. By co-creating a dedicated multilateral funding and technical assistance mechanism to scale national school meal programmes and unlock financing and expertise, Germany (through BMZ) and GPE are translating their Sprint commitments into concrete, coordinated action.

Global Child Nutrition Foundation (GCNF)

REPORTED
July 2026

POLICY BASKET
School meals programmes
Multilevel governance

GCNF convenes 408 participants and adds school-meal data to global dashboards

WHAT WAS DELIVERED

Global Child Nutrition Foundation (GCNF) continues to advance technical exchange, knowledge dissemination, capacity strengthening, and peer learning initiatives that help countries design, improve, and scale sustainable school meal programs. In December 2024, GCNF convened the 24th Global Child Nutrition Forum in Osaka, Japan, bringing together 408 participants from 82 countries, including government representatives, researchers, development partners, civil society organizations, and practitioners. The Forum served as a platform for peer learning, policy dialogue, and knowledge exchange on sustainable school meals and their contribution to education, nutrition, health, agriculture, social protection, and economic development goals. The Forum was supported by a broad network of partners, including members of the Alliance, demonstrating continued collaboration across institutions working to advance school meal programs globally. In 2025 GCNF re-launched its Public-Private Engagement initiative to support responsible private sector engagement in school meal programs. The initiative leverages GCNF's technical expertise and position as a neutral convener to connect governments and private sector partners to support country-led solutions that strengthen school meal programs while promoting transparency, accountability, and long-term sustainability. Over the past two years, GCNF has expanded opportunities for continuous learning through webinars and technical exchanges. In partnership with IFPRI, GCNF co-created an 8-part webinar series focused on emerging evidence, implementation experiences, and policy considerations related to sustainable school meal programs. These activities have supported ongoing exchange among governments, researchers, and practitioners beyond in-person convenings. GCNF has also continued to disseminate findings from the Global Survey of School Meal Programs© and collaborate with partners to strengthen the accessibility and use of global school meals data. Through collaboration with the World Bank Group, GCNF has contributed to expanding access to standardized information on school meal programs. As of 2025, school feeding data from the Global Survey of School Meal Programs© is now integrated into both the Global Food and Nutrition Security (GFNS) Dashboard and the ASPIRE (Atlas of Social Protection: Indicators of Resilience and Equity) Social Protection Database. Beginning in 2026, GCNF in collaboration with World Vision International and other partners launched a study examining school feeding practices in refugee settings to address a critical evidence gap regarding how children are fed in camps and displacement contexts. The ongoing research seeks to improve understanding of existing approaches, identify promising practices, and generate evidence to inform policies and programs that ensure vulnerable children are not excluded from access to nutritious school meals. In addition, GCNF has contributed to research, publications, and knowledge products over the past two years, contributing to emerging evidence and practical lessons related to school meals, child nutrition, food systems, and program implementation. These activities directly implement GCNF's Statement of Commitment by creating opportunities for peer learning, facilitating multi-stakeholder dialogue, strengthening country capacities, disseminating evidence, and supporting governments in developing, improving, and scaling sustainable school meal programs.

HOW THIS ADVANCES GCNF'S COMMITMENT — Through these efforts, GCNF is delivering on its Statement of Commitment to support the Global Alliance and aligned with the 2030 School Meals Sprint.

Indonesia

SCHOOL MEALS

REPORTED
January 2026

POLICY BASKET
School meals programmes
Maternal and early childhood nutrition
Promotion and access to healthy diets, including through education and affordable/subsidized prices

Indonesia launches free nutritious meal programme targeting 82.9 million beneficiaries by 2029

WHAT WAS DELIVERED

Indonesia launched its MBG (Makan Bergizi Gratis) Free Nutritious Meal Program in January 2025 with the aim of reaching 82.9 million beneficiaries, including 78.3 million school children, by 2029, placing it among the world's largest school meal initiatives.

HOW THIS ADVANCES INDONESIA'S COMMITMENT — This reflects the operationalization of Indonesia's Sprint 2030 and SoC commitments to deploy the MBG programme and achieve broad coverage by 2029.

Inter-American Development Bank (IDB)

EARLY CHILDHOOD AND MATERNAL SUPPORT

REPORTED
February 2026

DEVELOPMENT PARTNERS
Brazil

POLICY BASKET
Access to basic education
Social care services

Inter-American Development Bank backs full-day early education for 19,500 new students in Brazil

WHAT WAS DELIVERED

In February 2026, the city of Joinville, Santa Catarina, Brazil announced the expansion of full-day early childhood education, backed by a USD 99.2 million Inter-American Development Bank loan and a USD 4 million grant. The programme will directly benefit 19,500 new students — 70 per cent from the city's most disadvantaged communities — and approximately 4,000 migrant children, while improving internet connectivity for a further 30,000 students. Financing will support investments in accessible and resilient educational infrastructure, digital teaching methods, and enhanced institutional capacity for long-term planning.

HOW THIS ADVANCES IDB'S COMMITMENT — This loan represents concrete delivery on the Inter-American Development Bank's Statement of Commitment, which pledges to invest up to USD 25 billion from 2025 to 2030 in interventions aligned with the Global Alliance in Latin America and the Caribbean — in policy areas spanning maternal and early childhood nutrition, child and family support, and access to health and education services. The Joinville investment channels IDB financing directly to the expansion of early childhood development services for thousands of vulnerable and migrant children in Brazil.

Inter-American Development Bank (IDB)

REPORTED

July 2026

POLICY BASKET

- Unconditional cash transfer
- School meals programmes
- Maternal and early childhood nutrition
- Access to basic drinking water and sanitation services, and hygiene facilities
- Promotion and access to healthy diets, including through education and affordable/subsidized prices

IDB scales up hunger and poverty financing to USD 10 billion across Latin America and the Caribbean

WHAT WAS DELIVERED

The IDB's financial commitment to the Global Alliance, and to countries in Latin America and the Caribbean, is to invest up to USD 25 billion between 2025 and 2030 in country-led programmes aligned with the Alliance's Policy Basket. Significant progress has been made in delivering on this commitment over the last two years. In 2025, the IDB approved USD 4.1 billion in aligned operations, including approximately USD 1 billion in maternal, neonatal and child health and nutrition; USD 328 million in education and school feeding; USD 1.4 billion in water and sanitation; and USD 133 million in social protection programmes. In 2026, the IDB is projected to approve an additional USD 5.8 billion – with USD 2 billion for targeted cash transfers providing direct support to poor families, alongside USD 1.6 billion for water and sanitation, USD 717 million for health and nutrition, and USD 234 million for education and school feeding. This brings the total to approximately USD 10 billion in investments aligned with the Global Alliance's objectives during its first two years.

HOW THIS ADVANCES IDB'S COMMITMENT — These investments are translating IDB commitments into concrete support for people and communities facing hunger and poverty. In Bolivia, for example, at least 962,000 people affected by fiscal adjustment measures will receive income transfers to help protect their livelihoods and prevent them from falling into poverty. In Manaus, Brazil, USD 73.6 million will strengthen early childhood, primary, and special education, benefiting 251,000 students through investments in resilient infrastructure, improved teaching practices, and education management systems. In Ecuador, a USD 250 million policy-based guarantee will unlock USD 500 million through a nutrition bond to reduce chronic child malnutrition, benefiting 250,000 pregnant women and 500,000 children under two through stronger health and nutrition services, improved intersectoral coordination, and better feeding and safe water practices.

Ireland

REPORTED

February 2025

POLICY BASKET

- Emergency food transfer/supply, including humanitarian
- Food transfer or subsidized food (food distribution programmes)
- Integrated programmes for climate and shock resilience, including programmes related to anticipatory, adaptive and shock-responsive social protection

Ireland commits EUR 105 million to WFP from 2025-2027, including climate and Horn of Africa funding

WHAT WAS DELIVERED

On 19 February 2025, Ireland signed a new EUR 105 million Strategic Partnership Agreement with the World Food Programme — Ireland's largest-ever financial commitment to WFP and a 40 per cent increase over the previous agreement — covering the period 2025 to 2027. The agreement allocates EUR 5 million annually to WFP's trust fund for hunger-related climate change, EUR 10 million annually to WFP operations in the Horn of Africa, and EUR 8 million in 2025 to the WFP Syrian emergency response.

HOW THIS ADVANCES IRELAND'S COMMITMENT — The agreement delivers directly on Ireland's Statement of Commitment, which commits an estimated USD 350 million in the 2024–2027 reference timeframe to international development support applicable to the fight against hunger and poverty, including through partnerships with multilateral organisations. The EUR 105 million WFP partnership channels funds through WFP's food security and emergency operations; the allocations to the Horn of Africa and the climate-hunger trust fund also support smallholder and community food resilience objectives and indirectly supports the Global Alliance's Sprints.

Kenya

SCHOOL MEALS

REPORTED
March 2026

DEVELOPMENT PARTNERS
World Bank Group (WBG)

POLICY BASKET
School meals programmes
Access to clean fuels and technology
Promotion and access to healthy diets, including through education and affordable/subsidized prices

Kenya expands home-grown school meals to 3.2 million children

WHAT WAS DELIVERED

Kenya's Home-Grown School Meals Programme is advancing toward its Alliance-committed target of 10 million learners by 2030, with coverage growing from 2.6 million children in late 2024 to approximately 3.2 million in 2025. The government has set 4 million as the next interim milestone on a costed scale-up roadmap that estimates universal coverage will require approximately KES 45 billion annually—a significant financing gap driving a blended strategy combining domestic public investment, World Bank support through the PEELP (USD 18.5 million) and SEEQIP (USD 21 million) facilities, WFP, FAO, IFAD, the Joint SDG Fund, philanthropy, and private sector partners.

Implementation is advancing on multiple fronts: county governments including Nairobi, Makueni, Kitui, Turkana, and Kisumu are launching complementary feeding initiatives; community kitchens are anchoring local food economies through community-based enterprise models; and the transition to clean cooking technologies—a core element of Kenya's commitment—is ongoing. Climate shocks and food price pressures have disrupted supply chains in arid and semi-arid regions, and the scale of the financing challenge means progress toward the 10 million target will depend on sustained mobilization of domestic and international resources.

HOW THIS ADVANCES KENYA'S COMMITMENT — These advances deliver on Kenya's Sprint 2030 and Statement of Commitment, which pledged to expand the school meals programme from arid and semi-arid areas to 10 million school children nationwide by 2030, incorporating clean cooking technologies for nutritious hot meals. A National School Meals Coalition—chaired by the Ministry of Education with World Bank and UN co-support—is coordinating the 2024–2030 expansion.

Nigeria

SCHOOL MEALS

REPORTED
September 2025

POLICY BASKET
School meals programmes
Promoting short value chains
Promotion and access to healthy diets, including through education and affordable/subsidized prices

Nigeria relaunches school feeding with NGN 100 billion, targeting 50 million children by 2026

WHAT WAS DELIVERED

Nigeria officially relaunched the Renewed Hope National Home-Grown School Feeding Programme in May 2025 with NGN 100 billion in funding, directly delivering on its Alliance commitment to reinstate this initiative. By September 2025, the Federal Government announced an expanded target of 50 million children to be reached by 2026, incorporating supply-chain modernization, job creation, and local food sourcing—well beyond the original committed goal of 20 million children fed annually.

HOW THIS ADVANCES NIGERIA'S COMMITMENT — Nigeria's Statement of Commitment and 2030 Sprint commitment both pledged to relaunch the programme to feed 20 million children annually, establish school farms contributing 10 per cent of food items, engage 250,000 smallholder farmers and aggregators, and improve school enrolment. The relaunch and the announcement of a more ambitious 2026 target represent concrete delivery against these commitments. Implementation challenges have been reported alongside these advances.

Paraguay

SCHOOL MEALS

REPORTED

February 2026

POLICY BASKET

School meals programmes

Institutional markets, including public procurement and pro-poor food pricing

Promoting short value chains

Paraguay makes school meals universal across 263 districts, reaching over one million students

WHAT WAS DELIVERED

Paraguay universalized its Hambre Cero school feeding programme to all 263 districts nationwide in February 2025. At that time, more than 980,000 students across 7,036 schools were receiving breakfast, lunch, and snacks daily, generating over 40,000 direct and approximately 60,000 indirect jobs. By 2026, the programme had further expanded to serve more than 1.033.000 students across more than 7,082 institutions over 180 school days, with budget quotas explicitly reserved for small businesses and family farming enterprises.

HOW THIS ADVANCES PARAGUAY'S COMMITMENT — This delivery meets and exceeds Paraguay's Sprint 2030 commitment and Statement of Commitment, which pledged to provide school meals to all children enrolled from entry through 9th grade — originally estimated at approximately one million students — by 2025, while developing family agriculture and small enterprises in connection with the programme. The explicit integration of family farming procurement quotas directly fulfils the agricultural development component of Paraguay's commitment.

Philippines

SCHOOL MEALS

REPORTED

March 2026

POLICY BASKET

School meals programmes

Food transfer or subsidized food (food distribution programmes)

Institutional markets, including public procurement and pro-poor food pricing

Philippines allocates PHP 25.7 billion to feed up to 4.6 million learners for 200 days

WHAT WAS DELIVERED

The Philippines has significantly expanded its School-Based Feeding Program (SBFP) for 2026, allocating PHP 25.7 billion to reach up to 4.6 million learners over 200 feeding days—an increase from the previous 120-day cycle. Coverage is universal for all Kindergarten and Grade 1 pupils and extends to malnourished students in Grades 2 to 6. The programme is supported by over 97 central kitchens and 31,336 school gardens. Additionally, 4.5 million learners shall also receive milk for 30 days, with a financial equivalent of PHP 2.97 billion.

HOW THIS ADVANCES THE PHILIPPINES' COMMITMENT — This expansion directly advances the Philippines' 2030 Sprint commitment, which pledged to provide at least 360 million meals to over 3 million students for an entire academic year, backed by a doubling of investment to USD 200 million and a commitment to local procurement. The 2026 allocation—covering 4.6 million learners with explicit local sourcing mandates—substantially exceeds the 3 million student target set in the original commitment.

Philippines

REPORTED
August 2025

DEVELOPMENT PARTNERS
Asian Development Bank (ADB)

POLICY BASKET
Food transfer or subsidized food (food distribution programmes)
Promotion and access to healthy diets, including through education and affordable/subsidized prices
Prevention and control of micronutrient deficiencies

Philippines expands monthly food vouchers to 750,000 households with over USD 770 million in financing

WHAT WAS DELIVERED

The Philippines expanded its Walang Gutom (Zero Hunger) Food Stamp Program in 2025, extending PHP 3,000 monthly non-cash-convertible electronic food vouchers to 750,000 food-insecure households nationwide. Beneficiaries can redeem vouchers at DSWD-accredited merchants and KADIWA ng Pangulo stores, and participate in monthly behaviour-change sessions promoting healthier eating. The programme is also designed to strengthen shock-responsive social protection systems to support faster humanitarian response during disasters.

The expansion is co-financed by the Asian Development Bank (USD 400 million loan), Agence Française de Développement (EUR 200 million), and the OPEC Fund for International Development (USD 150 million), bringing total international financing to over USD 770 million — one of the largest single injections of financing into a Philippines food security programme since the Alliance launch.

HOW THIS ADVANCES THE PHILIPPINES' COMMITMENT — This delivers directly on the Philippines' Statement of Commitment, which identifies expanding food transfer and distribution programmes as a core pillar of its hunger eradication strategy, alongside school-based feeding commitments. The co-financing package represents concrete international partnership in support of the Philippines' Alliance zero-hunger pledges.

Sierra Leone

SCHOOL MEALS

REPORTED
July 2025

DEVELOPMENT PARTNERS
World Food Programme (WFP)

POLICY BASKET
School meals programmes
Promoting short value chains
Promote inclusive access to agricultural markets

Sierra Leone sources 40% of school meals locally, including from 12,000 smallholder farmers

WHAT WAS DELIVERED

In 2025, Sierra Leone reached a milestone in its home-grown school feeding programme, with 40 per cent of school meals now sourced locally — up from near zero, when roughly 90 per cent of ingredients were imported. Some 12,000 smallholder farmers now participate in the programme, receiving more than USD 2.4 million of the USD 6 million annual procurement budget managed by WFP. The programme covers 14 of Sierra Leone's 16 districts, and nutritional diversity has expanded with orange-fleshed sweet potato now included in multiple districts, in alignment with the government's Feed Salone agenda.

HOW THIS ADVANCES SIERRA LEONE'S COMMITMENT — This progress represents concrete implementation of Sierra Leone's Sprint 2030 commitment to expand school meals from 54 per cent student coverage to universal coverage by 2030 using locally produced and processed nutritious meals. The 40 per cent local sourcing milestone and the involvement of 12,000 smallholder farmers demonstrate a measurable shift towards the short value chains and nutritious school feeding that Sierra Leone's Sprint commitment envisages.

Sierra Leone

EARLY CHILDHOOD AND MATERNAL SUPPORT

REPORTED
March 2026

POLICY BASKET
Access to basic health care
Maternal and early childhood nutrition
Prevention and control of micronutrient deficiencies

Sierra Leone launches 300-day campaign against preventable maternal and child deaths

WHAT WAS DELIVERED

Sierra Leone's Ministry of Health launched a 300-Day Activism Campaign to achieve Zero Preventable Maternal and Child Deaths on 4 March 2026, following President Bio's announcement at the 39th African Union Summit in February 2026. The campaign targets "Triple Zeros" — zero preventable maternal deaths, zero preventable child deaths, and zero zero-dose children — and focuses on minimum readiness for safe pregnancy and childbirth across health facilities. It emphasises antenatal care continuity, skilled delivery readiness, emergency response capacity, blood availability, and postpartum follow-ups, with weekly monitoring and quarterly reporting.

HOW THIS ADVANCES SIERRA LEONE'S COMMITMENT — The campaign indirectly supports core areas of the Sprint 2030 Early Childhood and Maternal Support focus through strengthened antenatal care, skilled delivery, postpartum follow-ups, and routine immunisation for children, reflecting concrete government-led action on maternal and early childhood health.

South Africa

SCHOOL MEALS

REPORTED
February 2026

POLICY BASKET
School meals programmes

South Africa funds daily school meals for more than 9.9 million learners

WHAT WAS DELIVERED

South Africa's 2026/27 budget sustains and modestly increases funding for the National School Nutrition Programme (NSNP), with a 4.5 per cent above-inflation medium-term allocation increase supporting daily meals for more than 9.9 million learners across nearly 20,000 schools. The per-child daily subsidy of ZAR 24—introduced in 2025/26 to align with food price inflation—is maintained. In addition, ZAR 12.8 billion is allocated over three years to expand Early Childhood Development feeding schemes, extending nutritious meals to a further 300,000 younger children.

HOW THIS ADVANCES SOUTH AFRICA'S COMMITMENT — These allocations directly advance South Africa's Statement of Commitment to the Alliance, which pledged to implement, scale up, and improve the national school feeding programme to reduce hunger and nutrient deficiencies for more than 9.6 million children. The 2026/27 budget exceeds that coverage threshold and ensures the programme's nutritional mandate is sustained and extended to younger age groups.

South Africa

EARLY CHILDHOOD AND MATERNAL SUPPORT

REPORTED
February 2026

POLICY BASKET
Maternal and early childhood nutrition
School meals programmes
Integrated programmes for human capital development, including health and education and early childhood development

South Africa extends early childhood services to 300,000 additional children

WHAT WAS DELIVERED

South Africa's 2026 National Budget allocated an additional ZAR 12.8 billion for Early Childhood Development over three years, extending ECD services to 300,000 additional children under the age of four. Total ECD expenditure is set to rise from ZAR 12.2 billion in 2025/26 to ZAR 18 billion by 2028/29 — a 13.8 per cent increase — while the per-child per-day subsidy of ZAR 24 is maintained. The National School Nutrition Programme received an above inflation funding increase of 4.5 per cent and continues to serve over 9.9 million learners across 19,800 schools.

HOW THIS ADVANCES SOUTH AFRICA'S COMMITMENT — These allocations represent a major fiscal delivery on South Africa's Statement of Commitment, which commits to integrated human capital development programmes including Early Childhood Development and a National School Feeding Programme serving millions of children. The 2026 Budget's ZAR 12.8 billion ECD investment constitutes a substantial advance in the Early Childhood and Maternal Support Sprint area, with continued above inflation support for school nutrition reinforcing the country's commitment to child wellbeing at scale.

Spain

SCHOOL MEALS

REPORTED
April 2025

POLICY BASKET
School meals programmes
Promotion and access to healthy diets, including through education and affordable/subsidized prices

Spain mandates five healthy school meals weekly for every student, regardless of income

WHAT WAS DELIVERED

Spain's Council of Ministers approved Royal Decree 315/2025 on 15 April 2025, establishing comprehensive nutritional standards for school canteens across all educational levels — from early childhood through vocational training — in public, state-subsidised, and private schools. The decree mandates five healthy meals per week for every student regardless of income, bans sugary and energy drinks on campus, limits fried and pre-processed foods to once per month, and requires at least 45 per cent of produce to be seasonal in support of local farmers. Published in Spain's Official State Gazette (BOE-A-2025-7659) on 16 April 2025, the reform is accompanied by approximately EUR 200 million allocated for associated family poverty programmes.

HOW THIS ADVANCES SPAIN'S COMMITMENT — This legislation delivers directly on Spain's Statement of Commitment, which commits to supporting and complementing school meals programmes across educational centres through its School Programme framework (Royal Decree 511/2017 implementing EU school programme regulations). Royal Decree 315/2025 advances that commitment by setting mandatory nutritional quality criteria, sustainability requirements, and an equity guarantee ensuring that no child's access to healthy school meals depends on family income.

Sustainable Financing Initiative (SFI) for School Health & Nutrition

REPORTED
January 2026

POLICY BASKET
School meals programmes
Multilevel governance

Sustainable Financing Initiative works with 24 countries to embed school-meal financing in national budgets

WHAT WAS DELIVERED

The Sustainable Financing Initiative (SFI) is currently engaging with 24 countries, from initial discussions through completed financing strategies. Seven country strategies have been completed (Kenya, Ghana, Benin, Sierra Leone, Cambodia, Cameroon, Burundi); nine are in progress (Mauritania, Malawi, Zambia, Nepal, Lesotho, Senegal, Lao PDR, Cote d'Ivoire, Rwanda), and there are early discussions with another nine countries (Pakistan, Kyrgyzstan, Honduras, Liberia, Mozambique, Guinea, Gambia, Philippines, Iraq). In-country, SFI co-designs sustainable financing strategies with governments to institutionalize school meals financing in national budgets, while fostering policy dialogue between line ministries, with a focus on linking Education, Agriculture, Health and Finance. For example in Lesotho, as SFI was setting the grounds for an evidence-driven financing strategy owned by the government (to be designed in the coming months), the process established a structured dialogue between the Ministry of Finance and the Ministry of Education, where no formal coordination mechanism previously existed, thereby strengthening cross-sectoral collaboration on school meals financing.

HOW THIS ADVANCES SFI'S COMMITMENT — These actions deliver on SFI's Statement of Commitment and are aligned with the 2030 Sprint for school meals.

Sustainable Financing Initiative (SFI) for School Health & Nutrition

REPORTED
January 2026

POLICY BASKET
School meals programmes
Institutional markets, including public procurement and pro-poor food pricing
Promotion and access to healthy diets, including through education and affordable/subsidized prices

Sustainable Financing Initiative publishes three reports to unlock and strengthen school-meal financing

WHAT WAS DELIVERED

The Sustainable Financing Initiative (SFI) launched and published several major reports aiming at the promotion of shared learning and the mobilization of resources in 2025 and 2026. The Innovative financing for School Meals paper looks at resources' mobilization, including mobilizing private capital through blended finance, and makes the case for the role innovative financing could play in closing the investment gap. The Homegrown School Feeding Procurement & Financing summarizes four case studies – Ethiopia, Bolivia, Brazil, and Cambodia - looking at procurement arrangements and financing mechanisms for HGSF interventions. It was launched at the 2nd UN Food Systems Summit Stocktake (UNFSS+4) in July 2025. The Health Taxes for School Meals Toolkit, funded by the Rockefeller Foundation, explores the efficiency and equity case for health taxes on sugar-sweetened beverages (SSBs), alcohol, and cigarettes in developing countries. SFI will soon publish a political economy case studies paper: a comparative study utilizing cross-country quantitative analysis and five deep-dive qualitative country case studies (Ghana, Kenya, Indonesia, Somalia, and Brazil) which will be available in September 2026. SFI continues to promote the need for increased financing at high-level events such as the 4th International Financing for Development Conference (FfD4) (July 2025), the UNFSS+4 (July 2025), SMC Ministerial Meeting in Fortaleza (Sept 2025), COP30 (Nov 2025), WFP Executive Board meeting (Nov 2025), Launch of School Meals Accelerator (January 2026), African Day of School Feeding (February 2026), World Bank-IMF Spring Meetings (April 2026), AfricaXChange (April 2026), Education World Forum (May 2026), and the SNV stakeholders meeting (June 2026). The SFI continued to support the G20 team following the sprint on school feeding and launch of the Global Alliance against Hunger and Poverty, and SFI contributed to the G7 paper prepared by the School Meals Coalition.

HOW THIS ADVANCES SFI'S COMMITMENT — These actions contribute to SFI's Statement of Commitment to support the knowledge pillar.

United Kingdom

REPORTED
July 2026

POLICY BASKET
Prevention and control of micronutrient deficiencies
Maternal and early childhood nutrition

United Kingdom supports nutrition services reaching 8.8 million women through national systems

WHAT WAS DELIVERED

The United Kingdom strengthens country led systems to prevent and treat child wasting by combining catalytic financing, innovation, and government partnerships to scale high-impact nutrition services in the highest burden countries.

Through the Child Wasting Innovation Programme (CWIP), the UK deploys catalytic finance to the Child Nutrition Fund (CNF) to scale essential nutrition services through national systems. In 2025, via CWIP, the UK helped scale prevention and treatment serviced in seven high burden countries. The CNF has reached 8.8 million women with maternal nutrition services, with 6.6 million women reached with micronutrient supplementation and deworming services to improve nutrient absorption and contribute to improved nutritional status, leading to healthier pregnancy and birth outcomes.

Further, the UK-supported Joint United Nations Initiative for the Prevention of Wasting (JUNIPr) to generate evidence on how to prevent children and women from wasting in food insecure settings. In 2025, JUNIPr developed joint governance and analytical frameworks, fostering strong government ownership to progress clear, scalable prevention pathways in all three pilot countries.

HOW THIS ADVANCES THE UNITED KINGDOM'S COMMITMENT — This advances the UK's 2030 Sprint commitment by improving both the coverage and quality of child wasting prevention and treatment services, particularly in high burden countries, and by helping countries move to system-level scalable solutions.

United Nations Children's Fund (UNICEF)

REPORTED
January 2025

DEVELOPMENT PARTNERS
World Health Organisation (WHO), World Food Programme (WFP)

POLICY BASKET
Maternal and early childhood nutrition
Prevention and control of micronutrient deficiencies
Conditional cash transfer (CCT)
Social Service Centres
Social registry
Access to basic health care

UNICEF helps Pakistan's cash-plus programme reach 4.6 million women and children

WHAT WAS DELIVERED

In Pakistan, UNICEF, together with WHO and the World Food Programme, supported the Government's Benazir Nashonuma Programme, a nutrition-responsive cash plus initiative to address stunting and improve maternal and child nutrition during the first 1,000 days. Since its launch in 2020, the programme has reached more than 4.6 million pregnant and breastfeeding women and young children in the country. Embedded within the country's income support system, the programme combines conditional cash transfers with access to antenatal and postnatal care; prevention and management of wasting; nutrient supplementation; ECD services; child growth monitoring; immunization; and social and behaviour change to support optimal feeding practices and responsive caregiving. Services are delivered through facilitation centres (one-stop service hubs located within primary health care facilities), complemented by community platforms and supported by an integrated monitoring system enabling real-time data use and routine performance reviews. By 2025, the programme had been scaled up to cover 542 facilitation centres across 157 districts (out of a total of 169 districts in the country), from just 15 districts in 2020. Findings from an independent impact evaluation showed substantial improvements in maternal and child nutrition and health outcomes, including a 22 per cent reduction in stunting prevalence among programme participants at 6 months of age and an 18 per cent reduction at 12 months of age. There were also improvements in child anaemia and an increased uptake of antenatal care services.

HOW THIS ADVANCES UNICEF'S COMMITMENT — This programme directly contributes to UNICEF's 2030 Sprint commitment for early childhood and maternal support.

United Nations Children's Fund (UNICEF)

REPORTED
January 2025

POLICY BASKET
Maternal and early childhood nutrition
Prevention and control of micronutrient deficiencies
Social care services
Unconditional cash transfer

UNICEF helps scale Sudan's cash-plus nutrition support to 900,000 people

WHAT WAS DELIVERED

In the Sudan, the Mother and Child Cash Transfer Plus (MCCT+) programme combines cash transfers with multisectoral services to protect and support maternal and child nutrition and health in the first 1,000 days. Women receiving the cash are referred to health and nutrition services at the health facility level and to community-based support networks, where they receive counselling on nutrition, care, health and hygiene and their children are provided with nutrient supplements and micronutrient powders to fill gaps in their diets. The programme was scaled up from two states in 2021 to five states in 2025, reaching more than 150,000 households with children and women (900,000 people), despite immense operational challenges given the active conflict and widespread population displacement. Programme assessments found that access to nutrition services increased, the quality of children's diets improved, and primary health care attendance increased substantially among pregnant and breastfeeding women. MCCT+ also empowered women as financial decision-makers and enabled them to overcome barriers to improved feeding and caring practices. These results were achieved with strong policy alignment with national social protection and nutrition frameworks.

HOW THIS ADVANCES UNICEF'S COMMITMENT — This programme directly contributes to UNICEF's 2030 Sprint commitment for early childhood and maternal support.

World Vision International

EARLY CHILDHOOD AND MATERNAL SUPPORT

REPORTED

March 2025

POLICY BASKET

Maternal and early childhood nutrition

Prevention and control of micronutrient deficiencies

World Vision's nutrition services reached 7.7 million children through strengthened health systems

WHAT WAS DELIVERED

World Vision International (WVI), together with VisionFund, is delivering on its Statement of Commitment to the Global Alliance against Hunger and Poverty by advancing integrated nutrition, livelihoods and financial inclusion. Ahead of the Nutrition for Growth (N4G) Summit, WVI committed to improving the nutrition of 3.2 million children annually through 2030, supported by an estimated USD 3.4 billion financial resource envelope, including USD 1 billion in private fundraising for direct nutrition programmes and USD 2.4 billion in nutrition-sensitive financing. Since making this commitment, WVI has expanded integrated nutrition and social protection programmes across multiple countries. In 2025, more than 7.7 million children were reached with nutrition services through strengthened health systems and a network of nearly 200,000 community health workers. A further 1 million children benefited from school meals programmes, while 2.2 million people received cash and voucher assistance to strengthen household food security and resilience. To strengthen household livelihoods and financial inclusion, WVI supported 1.7 million people through livelihoods programming. Through VisionFund, 952,897 borrowers accessed more than USD 721 million in loans and 1.6 million people received insurance, expanding financial inclusion and helping vulnerable households build more resilient livelihoods. WVI has also contributed to creating an enabling environment for sustainable progress by supporting 406 policy changes reaching 244 million children and helping mobilize more than USD 27 billion in nutrition financing commitments at the Nutrition for Growth Summit.

HOW THIS ADVANCES WORLD VISION INTERNATIONAL'S COMMITMENT — These actions are directly aligned with World Vision's Statement of Commitment, which pledges to reach 250,000 children with malnutrition treatment, 2.3 million children with growth monitoring and promotion, and 3.4 million women and children with micronutrient interventions annually by 2030, backed by an estimated USD 3.4 billion financial resource envelope. Together, these achievements demonstrate tangible progress in delivering on World Vision's commitment to accelerate action to end child hunger and malnutrition.

World Vision International

REPORTED
September 2025

POLICY BASKET
Maternal and early childhood nutrition
Prevention and control of micronutrient deficiencies
Promoting short value chains

World Vision International's nutrition screening reached 7.4 million children and pregnant or breastfeeding women in 2025

WHAT WAS DELIVERED

In 2025, World Vision reached over 7.4 million children under 5 and pregnant and breastfeeding women through mass nutrition screening in 43 countries, enabling the early identification of undernutrition among the most vulnerable and timely referral for care. Growth monitoring and promotion reached more than 1.48 million children under 5, providing regular follow-up to track growth over time, detect early signs of growth faltering, and support caregivers with practical guidance to prevent malnutrition.

World Vision also provided life-saving treatment through Community Management of Acute Malnutrition (CMAM) to 154,402 children under 5 across 15 countries, achieving recovery rates of 90 per cent. In addition, 147,467 at-risk and underweight children under 5 were enrolled in Positive Deviance/Hearth programmes across 18 countries. This community-based approach uses locally available nutrient-dense foods and caregiver education to prevent and treat malnutrition while helping to sustain recovery and reduce the risk of relapse.

Finally, 12,096 adolescents and children received iron-containing micronutrient supplements, and 63,569 adolescents participated in nutrition-related educational sessions to improve dietary practices and reduce the risk of micronutrient deficiencies.

HOW THIS ADVANCES WORLD VISION INTERNATIONAL'S COMMITMENT — These actions are directly aligned with World Vision's Statement of Commitment, which pledges to reach 250,000 children with malnutrition treatment, 2.3 million children with growth monitoring and promotion, and 3.4 million women and children with micronutrient interventions annually by 2030.

World Vision International

REPORTED
July 2026

POLICY BASKET
Multilevel governance
School meals programmes
Prevention and control of micronutrient deficiencies

World Vision International's advocacy contributed to 406 policy changes reaching an estimated 244 million children

WHAT WAS DELIVERED

Through the ENOUGH Campaign, World Vision contributed to 406 policy changes addressing hunger, nutrition and food security across 77 countries, supported 238 policy and budget commitments, and helped reach an estimated 244 million vulnerable children through policy change.

These achievements reflect World Vision's commitment to integrating nutrition, health, livelihoods, child protection, education and WASH into our advocacy and programming, while supporting governments to strengthen sustainable public financing for school meals, community nutrition services and primary healthcare. During FY25, ENOUGH-related advocacy was implemented in 683 Area Programmes, generated more than 2.7 million public advocacy actions, and demonstrated how coordinated, cross-sectoral advocacy can translate policy commitments into funded action and sustainable solutions to hunger and malnutrition. World Vision's work also strengthened partnerships with governments, civil society, faith actors and international partners, contributing to knowledge sharing, policy alignment and coordinated action to address the root causes of hunger and malnutrition.

HOW THIS ADVANCES WORLD VISION INTERNATIONAL'S COMMITMENT — With these actions, World Vision International has advanced the commitments outlined in its Statement of Commitment by promoting integrated, child-centred approaches to ending hunger and malnutrition.

THE RACE TO 2030

GLOBAL ALLIANCE AGAINST HUNGER AND POVERTY

contact@endhungerandpoverty.org
www.globalallianceagainsthungerandpoverty.org

Published by

UNRISD UNITED NATIONS RESEARCH INSTITUTE FOR SOCIAL DEVELOPMENT