Global Network Against Food Crises
INTEGRATED ACTIONS FOR LASTING SOLUTIONS

10th EDITION



2026 GLOBAL REPORT ON FOOD CRISES

JOINT ANALYSIS FOR BETTER DECISIONS

APPENDICES

MID-YEAR UPDATE

Funded by the European Union

Appendix 1. Acute food insecurity estimates, 2024–2026

COUNTRIES/TERRITORIES		2024 HIGHEST NUMBERS of acutely food–insecure people								2025 HIGHEST NUMBERS of acutely food–insecure people								2026 HIGHEST NUMBERS (as of 31 August, 2026) of acutely food–insecure people							
FORCIBLY DISPLACED POPULATIONS ARE INDICATED IN BLUE	SELECTION CRITERIA IN 2024	SOURCE/ METHOD–OLOGY	TIME PERIOD COVERED BY THE ANALYSIS	REFERENCE POPULATION/ PERCENTAGE OF REFERENCE POPULATION ANALYSED		POPULATION IN IPC/CH PHASES OR EQUIVALENT				SOURCE/ METHOD–OLOGY	TIME PERIOD COVERED BY THE ANALYSIS	REFERENCE POPULATION/ PERCENTAGE OF REFERENCE POPULATION ANALYSED		POPULATION IN IPC/CH PHASES OR EQUIVALENT				SOURCE/ METHOD–OLOGY	TIME PERIOD COVERED BY THE ANALYSIS	REFERENCE POPULATION/ PERCENTAGE OF REFERENCE POPULATION ANALYSED		POPULATION IN IPC/CH PHASES OR EQUIVALENT			
				M	%	Phase 2 (M)	Phase 2 (%)	Phase 3 or above (M)	Phase 3 or above (%)			M	%	Phase 2 (M)	Phase 2 (%)	Phase 3 or above (M)	Phase 3 or above (%)			M	%	Phase 2 (M)	Phase 2 (%)	Phase 3 or above (M)	Phase 3 or above (%)
Afghanistan	GIEWS	IPC	Nov 2023-Mar 2024	44.5	100%	16.4	37%	15.8	36%	IPC	Nov 2025-Mar 2026	48.6	100%	18.3	37%	17.4	36%	IPC	Nov 2025-Mar 2026	48.6	100%	18.3	37%	17.4	36%
Bangladesh	GIEWS	IPC	Oct-Dec 2024	165.2	55%	33.4	37%	23.6	26%	IPC*	May-Dec 2025	165.2	59%	34.3	35%	16.0	17%	IPC	Sept-Dec 2026	174.6	57%	38.2	39%	18.1	18%
Burundi	GIEWS	IPC	Apr-May 2024	12.3	100%	5.0	41%	2.2	18%	IPC	Oct-Dec 2025	12.3	100%	4.7	38%	1.8[2]	15%	IPC	Apr-May 2026	12.9	100%	6.6	51%	1.8	14%
Cameroon	GIEWS	CH	Oct-Dec 2024	28.5	100%	5.9	21%	3.1	11%	CH	Oct-Dec 2025	29.4	100%	6.2	21%	3.1	11%	CH	Jun-Aug 2026	29.4	100%	6.2	21%	2.9	10%
Central African Republic	GIEWS	IPC	Apr-Aug 2024	6.1	100%	2.3	38%	2.5	41%	IPC	Apr-Aug 2025	6.5	100%	2.4	37%	2.2	34%	IPC	Apr-Aug 2026	6.6	100%	2.7	41%	2.0	31%
Chad	GIEWS	CH	Jun-Aug 2024	18.7	92%	5.0	29%	3.4	20%	CH	Jun-Aug 2025	18.6	95%	5.1	29%	3.3	19%	CH	Jun-Aug 2026	18.2	100%	4.8	27%	3.2	17%
Chad (refugees, IDPs, returnees)	GIEWS	CH	Oct-Dec 2024	1.5	100%	0.5	31%	0.5	30%	CH	Jun-Aug 2025	1.6	100%	0.6	35%	0.5	28%	CH	Jun-Aug 2026	1.5	64%	0.3	34%	0.3	34%
Colombia	HRP	HNRP [1]	Jan-24	52.7	100%	44.4	85%	7.8	15%	HNRP[1]	Aug-Oct 2025	54.4	100%	N/A	N/A	6.6***	12%	No estimates or projections available as of 31 August 2026							
Colombia (migrants)	HRP	WFP/ CARI [1]	Sept-Oct 2024	2.8	100%	1.8	63%	1.0	37%	R4V/ CARI[1]	Apr-25	2.8	100%	N/A	N/A	1.0	34%	No estimates or projections available as of 31 August 2026							
Democratic Republic of the Congo	GIEWS	IPC	Jul-Dec 2024	118.2	98%	51.0	44%	25.6	22%	IPC*	Jan-Jun 2025	118.2	98%	51.5	44%	27.7	24%	IPC	Jan-Jun 2026	118.2	99%	53.1	45%	26.5	23%
Djibouti	GIEWS	IPC	Jul-Dec 2024	1.2	100%	0.5	40%	0.3	24%	IPC*	Jul-Dec 2025	1.2	100%	0.5	41%	0.2	20%	IPC	Jan-Jun 2026	1.1	97%	0.5	44%	0.3	25%
Egypt, Arab Rep. (refugees)	External Assistance	WFP/ CARI [1]	Jul-Sep 2024	0.8	100%	N/A	N/A	0.5	60%	WFP/ CARI[1]	Nov-Dec 2024	0.8	100%	N/A	N/A	0.6	75%	No estimates or projections available as of 31 August 2026							
El Salvador	HRP	FEWS NET (RM) [1]	Oct 2024-Jan 2025	6.3	100%	N/A	N/A	0.2	3%	FEWS NET[1]	May-25	6.3	100%	N/A	N/A	0.5[4]	8%	FEWS NET[1]	Jul-26	6.3	100%	N/A	N/A	0.5[4]	8%
Eswatini	GIEWS	IPC	Oct 2024-Mar 2025	1.2	100%	0.5	38%	0.3	25%	IPC	Oct 2024-Mar 2025	1.2	100%	0.5	38%	0.3	25%	IPC	Oct 2026-Mar 2027	1.3	97%	0.5	37%	0.3	23%
Guatemala	HRP	IPC	Sep 2023-Feb 2024	17.6	100%	6.7	38%	3.1	18%	IPC	May-Aug 2025	18.1	100%	6.7	37%	3.4	19%	IPC	Jul-Sep 2026	18.3	100%	8.5	46%	3.2	17%
Guinea	GIEWS	CH	Jun-Aug 2024	13.9	100%	3.2	23%	1.0[2]	7%	CH	Mar-May 2025	14.4	98%	3.5	25%	1.8	13%	CH	Jun-Aug 2026	14.7	84%	3.1	25%	1.7	13%
Guinea-Bissau	External Assistance	CH	Jun-Aug 2024	1.8	100%	0.4	20%	0.1[2]	7%	CH	Jun-Aug 2025	1.8	100%	0.4	20%	0.1[2]	8%	No estimates or projections available as of 31 August 2026							

* Figures cover displaced populations. For details see table A.1.2
** The Government of the Sudan did not support this analysis.
*** The 6.6M People in Need (PIN) includes 147k for Nutrition.

[1] Disaggregation as per IPC/CH five phases is not available for this methodology.
[2] Estimates for this country DO NOT include any populations facing Emergency or worse (IPC/CH Phase 4 or above).
[3] Estimates for this country include populations facing Catastrophe (IPC/CH Phase 5).
[4] Figure corresponds to upper bound of FEWS NET estimate range.

Appendix 1. Acute food insecurity estimates, 2024–2026, continued

COUNTRIES/TERRITORIES		2024 HIGHEST NUMBERS of acutely food–insecure people								2025 HIGHEST NUMBERS of acutely food–insecure people								2026 HIGHEST NUMBERS (as of 31 August, 2026) of acutely food–insecure people							
FORCIBLY DISPLACED POPULATIONS ARE INDICATED IN BLUE	SELECTION CRITERIA IN 2024	SOURCE/ METHOD–OLOGY	TIME PERIOD COVERED BY THE ANALYSIS	REFERENCE POPULATION/ PERCENTAGE OF REFERENCE POPULATION ANALYSED		POPULATION IN IPC/CH PHASES OR EQUIVALENT				SOURCE/ METHOD–OLOGY	TIME PERIOD COVERED BY THE ANALYSIS	REFERENCE POPULATION/ PERCENTAGE OF REFERENCE POPULATION ANALYSED		POPULATION IN IPC/CH PHASES OR EQUIVALENT				SOURCE/ METHOD–OLOGY	TIME PERIOD COVERED BY THE ANALYSIS	REFERENCE POPULATION/ PERCENTAGE OF REFERENCE POPULATION ANALYSED		POPULATION IN IPC/CH PHASES OR EQUIVALENT			
				M	%	Phase 2 (M)	Phase 2 (%)	Phase 3 or above (M)	Phase 3 or above (%)			M	%	Phase 2 (M)	Phase 2 (%)	Phase 3 or above (M)	Phase 3 or above (%)			M	%	Phase 2 (M)	Phase 2 (%)	Phase 3 or above (M)	Phase 3 or above (%)
Haiti	GIEWS	IPC	Aug 2024-Feb 2025	11.2	100%	3.1	27%	5.4[3]	48%	IPC*	Mar-Jun 2025	11.2	100%	2.9	26%	5.7[3]	51%	IPC	Mar-Jun 2026	11.3	100%	2.9	26%	5.8	52%
Honduras	HRP	IPC	Jun-Aug 2024	9.9	100%	3.6	36%	1.9	19%	IPC	Dec 2024-Mar 2025	10.0	100%	3.7	37%	1.8	18%	IPC	Apr-Jul 2026	10.2	100%	3.8	37%	1.8	18%
Iraq (refugees)	External Assistance	WFP/ CARI [1]	Aug-Sep 2023	0.3	100%	N/A	N/A	0.02	7%	WFP/ CARI[1]	Nov-24	0.3	35%	N/A	N/A	0.1	63%	No estimates or projections available as of 31 August 2026							
Jordan (refugees)	External Assistance	WFP/ CARI [1]	Jul-Sep 2024	0.7	100%	N/A	N/A	0.5	75%	WFP/ CARI[1]	Jan-Mar 25	0.6	100%	N/A	N/A	0.5	74%	No estimates or projections available as of 31 August 2026							
Kenya	GIEWS	IPC	Feb-Mar 2024	52.4	32%	5.5	33%	1.9	12%	IPC	Apr-Jun 2025	52.4	32%	6.6	40%	2.8	17%	IPC	Apr–Jun 2026	53.3	33%	6.3	36%	3.7	21%
Kenya (refugees)	GIEWS	Disaggregated data for refugees not available in 2024								Disaggregated data for refugees not available in 2025								IPC	Apr–Jun 2026	0.9	87%	0.2	29%	0.4	58%
Lebanon	GIEWS	IPC	Dec 2024-Mar 2025	5.6	100%	2.4	42%	1.7	30%	IPC*	Dec 24-Mar 2025	5.6	100%	2.4	42%	1.7	30%	IPC	Apr-Jul 2026	5.2	100%	1.9	36%	1.2	24%
Lesotho	GIEWS	IPC	Oct-Dec 2024	2.2	68%	0.5	36%	0.4	27%	IPC	Jan-Mar 2025	2.2	68%	0.6	40%	0.3[2]	22%	IPC	Oct 2025-Mar 2026	1.5	100%	0.6	39%	0.3[2]	22%
Liberia	GIEWS	CH	Jun-Aug 2023	4.8	100%	1.4	29%	0.5	11%	CH	Oct-Dec 2025	5.6	100%	1.3	22%	0.4[2]	7%	CH	Jun-Aug 2026	5.6	100%	1.4	25%	0.5	9%
Madagascar	GIEWS	IPC	Feb-Apr 2024	30.8	25%	3.4	44%	1.7	22%	IPC	Jan-Apr 2025	31.7	33%	5.0	47%	1.9[2]	18%	IPC	Oct 2026-Feb 2027	32.7	100%	11.9	36%	3.7	11%
Malawi	GIEWS	IPC	Oct 2024-Mar 2025	20.3	100%	6.9	34%	6.2	31%	IPC	Oct 2024-Mar 2025	20.3	100%	6.9	34%	6.2	30%	IPC	Oct 2025-Mar 2026	22.3	83%	6.0	33%	4.0	22%
Mali	GIEWS	CH	Jun-Aug 2024	22.90	0.00	4.05	0.00	1.37	0.00	CH	Jun-Aug 2025	23.52	0.00	4.04	0.00	1.52	0.00	CH	Jun-Aug 2026	25.6	100%	4.1	16%	1.6	6%
Mauritania	GIEWS	CH	Jun-Aug 2024	4.6	100%	1.2	26%	0.7	14%	CH	Jun-Aug 2025	4.9	100%	1.2	25%	0.6	12%	CH	Jun-Aug 2026	5.3	100%	1.3	25%	0.5	9%
Mauritania (refugees)	GIEWS	Disaggregated data for refugees not available in 2024								CH	Jun-Aug 2025	0.2	100%	0.1	32%	0.04	18%	CH	Jun-Aug 2026	0.3	97%	0.1	37%	0.1	40%
Mozambique	GIEWS	IPC	Oct 2024-Mar 2025	33.2	61%	6.5	32%	4.9	24%	IPC*	Oct 2024-Mar 2025	33.2	61%	6.5	32%	4.9	24%	IPC	Oct 2025-Mar 2026	36.6	54%	6.1	31%	3.5	18%
Myanmar	GIEWS	HNRP/IPC	Sep-Oct 2024	56.9	100%	19.9	35%	14.4	25%	HNRP/ IPC *	Jun-Aug 2025	57.0	100%	19.2	36%	16.7	29%	HNRP/ IPC *	Jun-Aug 2026	55.0	100%	18.6	35%	12.4	23%
Namibia	GIEWS	IPC	Oct 2024-Mar 2025	3.0	100%	0.8	26%	1.3	41%	IPC	Oct 2024-Mar 2025	3.0	100%	0.8	26%	1.3	41%	IPC	Oct 2025-Mar 2026	3.0	100%	1.3	41%	0.6[2]	20%
Niger	GIEWS	CH	Jun-Aug 2024	26.2	100%	7.3	28%	3.4	13%	CH	Jun-Aug 2025	27.3	100%	6.3	23%	2.2	8%	CH	Jun-Aug 2026	28.1	100%	6.9	25%	2.4	9%

* Figures cover displaced populations. For details see Appendix 2.

[1] Disaggregation as per IPC/CH five phases is not available for this methodology.

[2] Estimates for this country DO NOT include any populations facing Emergency or worse (IPC/CH Phase 4 or above).

[3] Estimates for this country include populations facing Catastrophe (IPC/CH Phase 5).

[4] In line with the reporting methodology, the refugee figure for Jordan reflects the highest quarterly figure recorded in 2025. It should be noted, however, that subsequent refugee returns mean this figure may differ from the latest situation on the ground.

Appendix 1. Acute food insecurity estimates, 2024–2026, continued

COUNTRIES/TERRITORIES		2024 HIGHEST NUMBERS of acutely food–insecure people								2025 HIGHEST NUMBERS of acutely food–insecure people								2026 HIGHEST NUMBERS (as of 31 August, 2026) of acutely food–insecure people							
FORCIBLY DISPLACED POPULATIONS ARE INDICATED IN BLUE	SELECTION CRITERIA IN 2024	SOURCE/ METHOD–OLOGY	TIME PERIOD COVERED BY THE ANALYSIS	REFERENCE POPULATION/ PERCENTAGE OF REFERENCE POPULATION ANALYSED		POPULATION IN IPC/CH PHASES OR EQUIVALENT				SOURCE/ METHOD–OLOGY	TIME PERIOD COVERED BY THE ANALYSIS	REFERENCE POPULATION/ PERCENTAGE OF REFERENCE POPULATION ANALYSED		POPULATION IN IPC/CH PHASES OR EQUIVALENT				SOURCE/ METHOD–OLOGY	TIME PERIOD COVERED BY THE ANALYSIS	REFERENCE POPULATION/ PERCENTAGE OF REFERENCE POPULATION ANALYSED		POPULATION IN IPC/CH PHASES OR EQUIVALENT			
				M	%	Phase 2 (M)	Phase 2 (%)	Phase 3 or above (M)	Phase 3 or above (%)			M	%	Phase 2 (M)	Phase 2 (%)	Phase 3 or above (M)	Phase 3 or above (%)			M	%	Phase 2 (M)	Phase 2 (%)	Phase 3 or above (M)	Phase 3 or above (%)
Nigeria	GIEWS	CH	Jun-Aug 2024	229.2	87%	82.7	41%	31.8	16%	CH*	Jun-Aug 2025	232.7	89%	92.0	45%	30.6	15%	CH	Jun-Aug 2026	276.6	79%	100.3	46%	36.3[3]	17%
Pakistan	GIEWS	IPC	Nov 2023-Jan 2024	224.8	16%	13.4	36%	11.8	32%	IPC	Nov 2024-Mar 2025	241.5	21%	16.6	32%	11.0	22%	IPC	Dec 2025-Mar 2026	256.8	21%	18.2	34%	10.6	20%
Palestine (Gaza Strip)	GIEWS	IPC	Mar–Apr 2024	2.2	100%	0.0	0%	2.2[3]	100%	IPC	Aug-Sep 2025	2.0	94%	0.0	0%	2.0[3]	100%	IPC	Dec 2025-Apr 2026	2.1	99%	0.5	23%	1.6[3]	77%
Palestine (West Bank)	GIEWS	Flash Appeal[1]	Oct-24	3.4	100%	N/A	N/A	0.7	21%	Flash Appeal[1]	Jul-Aug 2025	3.5	100%	N/A	N/A	0.9	26%	No estimates or projections available as of 31 August 2026							
Senegal	GIEWS	CH	Oct-Dec 2024	19.1	100%	3.3	17%	0.9	5%	CH	Jun-Aug 2025	19.1	100%	4.3	23%	1.3	7%	CH	Jun-Aug 2026	19.6	100%	3.4	18%	0.8	4%
Sierra Leone	GIEWS	CH	Jun-Aug 2024	7.7	100%	3.1	40%	1.6	20%	CH	Jun-Aug 2025	8.7	100%	2.7	31%	1.2	14%	CH	Jun-Aug 2026	9.1	100%	3.2	35%	1.3	15%
Somalia	GIEWS	IPC	Oct-Dec 2024	18.7	100%	6.5	35%	4.4	23%	IPC*	Apr-Jun 2025	19.3	100%	7.0	36%	4.6	24%	IPC	Feb-Mar 2026	19.4	100%	7.8	40%	6.5	33%
South Sudan	GIEWS	IPC	Apr-Jul 2024	12.6	100%	3.5	28%	7.1[3]	56%	IPC*	Apr-Jul 2025	13.6	99%	3.9	29%	7.7[3]	57%	IPC	Apr-Jul 2026	14.2	100%	4.0	28%	7.8[3]	55%
Sri Lanka	External Assistance	Not selected in 2024								WFP/ CARI[1]	Dec-24	22.6	100%	N/A	N/A	3.6	16%	No estimates or projections available as of 31 August 2026							
Sudan	GIEWS	IPC	Jun-Sep 2024	47.2	100%	15.2	32%	25.6[3]	54%	IPC*	Dec 2024-May 2025 **	47.5	100%	15.6	33%	24.6[3]	51%	IPC	Feb-May 2026**	47.5	100%	16.0	34%	19.5[3]	41%
Syrian Arab Republic	GIEWS	HNRP/ CARI [1]	Aug-Oct 2024	23.7	100%	N/A	N/A	9.2	39%	HNRP/ CARI [1,*]	Oct-Dec 2025	24.4	100%	N/A	N/A	7.2	29%	No estimates or projections available as of 31 August 2026							
Uganda	GIEWS	FEWS NET [1]	Jul-Sep 2024	44.2	100%	N/A	N/A	2.0	5%	IPC*	Apr-Jul 2025	46.8	36%	6.8	40%	3.4	20%	IPC	Aug 2025-Feb 2026	46.8	32%	6.8	40%	2.1	13%
Ukraine	GIEWS	HNRP/ CARI [1]	Aug-Sep 2024	33.5	100%	N/A	N/A	5.0	15%	HNRP/ CARI [1,*]	Aug-Sep 2025	31.9	19%	N/A	N/A	2.0	32%	No estimates or projections available as of 31 August 2026							
United Republic of Tanzania	GIEWS	IPC	Nov 2023-Apr 2024	59.9	12%	2.2	31%	0.9[2]	13%	IPC	Feb-May 2025	61.7	8%	1.2	25%	0.5[2]	10%	IPC	Feb-May 2026	61.7	16%	2.9	29%	1.0	10%
Yemen	GIEWS	IPC and gFSC	Oct 2024-Mar 2025	34.7	100%	3.1	30%	16.7	48%	IPC	Sep 2025-Feb 2026	34.9	100%	9.6	28%	18.1[3]	52%	IPC	Sep 2025-Feb 2026	34.9	100%	9.6	28%	18.1[3]	52%
Zambia	GIEWS	IPC	Oct 2024-Mar 2025	19.6	91%	7.5	42%	5.8	33%	IPC	Oct 2024-Mar 2025	19.6	91%	7.5	42%	5.8	33%	IPC	Oct 2025-Mar 2026	19.6	51%	4.9	49%	1.7	17%
Zimbabwe	GIEWS	FEWS NET [1]	Oct-Dec 2024	15.7	100%	N/A	N/A	5.0	32%	FEWS NET[1]	Jan-Mar 2025	15.7	100%	N/A	N/A	6.0[4]	35%	FEWS NET[1]	Jan-Mar 2026	15.7	100%	N/A	N/A	2.5[4]	16%

* Figures cover displaced populations. For details see table A.1.2
** The Government of the Sudan did not support this analysis.
*** The 6.6M People in Need (PIN) includes 147k for Nutrition.

[1] Disaggregation as per IPC/CH five phases is not available for this methodology.
[2] Estimates for this country DO NOT include any populations facing Emergency or worse (IPC/CH Phase 4 or above).
[3] Estimates for this country include populations facing Catastrophe (IPC/CH Phase 5).
[4] Figure corresponds to upper bound of FEWS NET estimate range.

Appendix 2. Map – Acute food insecurity data availability in 2026 as of August for 65 countries/territories selected in GRFC 2026

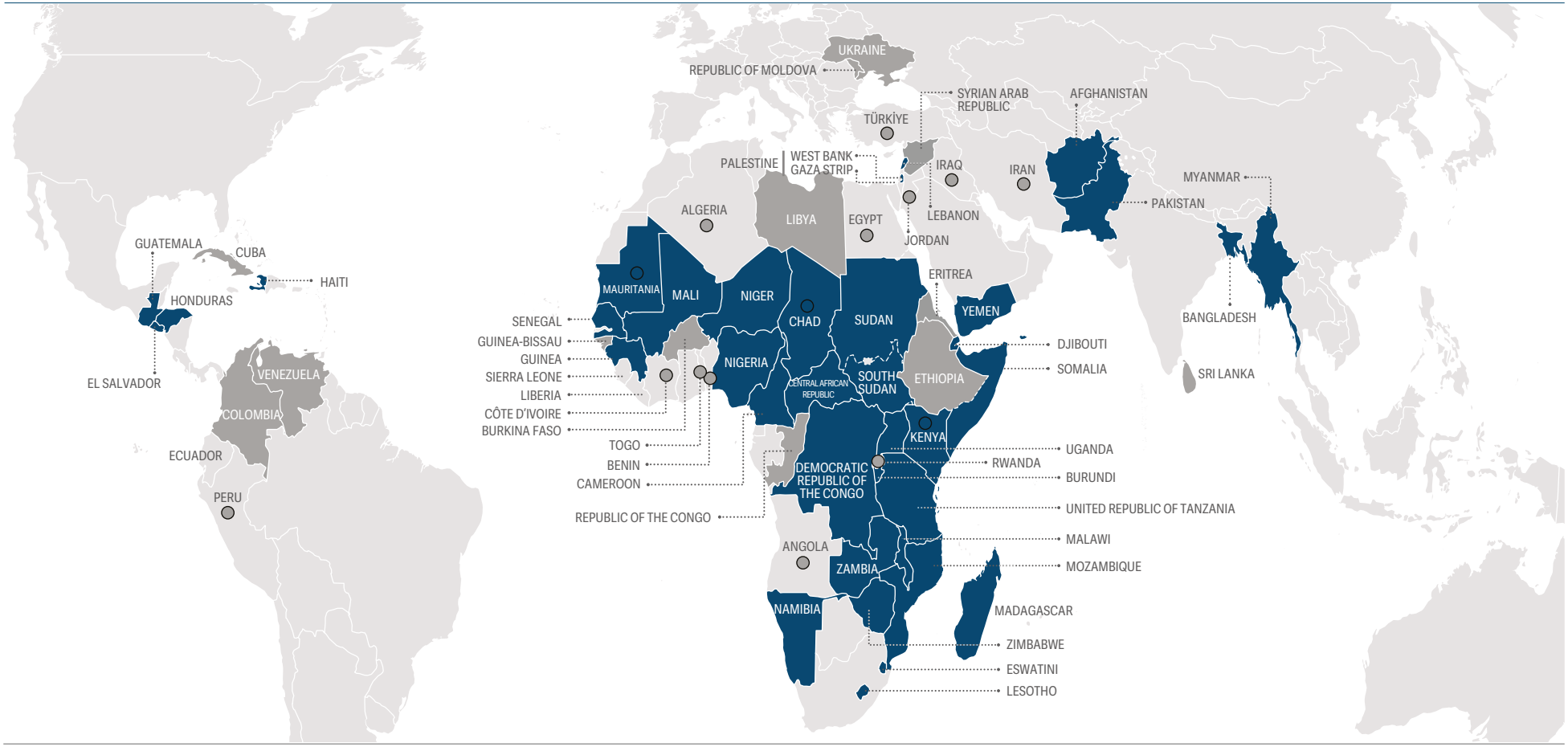

Source of map: United Nations Geospatial. 2025. Map of the World. In: *United Nations*. [Cited 7 April 2026]. https://www.un.org/geospatial/content/map-world-1. Refer to the disclaimer on page ii for the names and boundaries used in this map. Dotted line represents approximately the Line of Control in Jammu and Kashmir agreed upon by India and Pakistan. The final status of Jammu and Kashmir has not yet been agreed upon by the parties. Final boundary between the Republic of the Sudan and the Republic of South Sudan has not yet been determined. Final status of the Abyei area is not yet determined.

- Country/territory selected for GRFC 2026 analysis with 2026 as of 31 August Acute food insecurity data available meeting GRFC requirements
- No data/data not meeting GRFC technical requirements
- Migrants/refugee populations (colour coding as this key)

Appendix 3. Seasonal combined risk (below-average precipitation) during El Niño (Global – 2026)

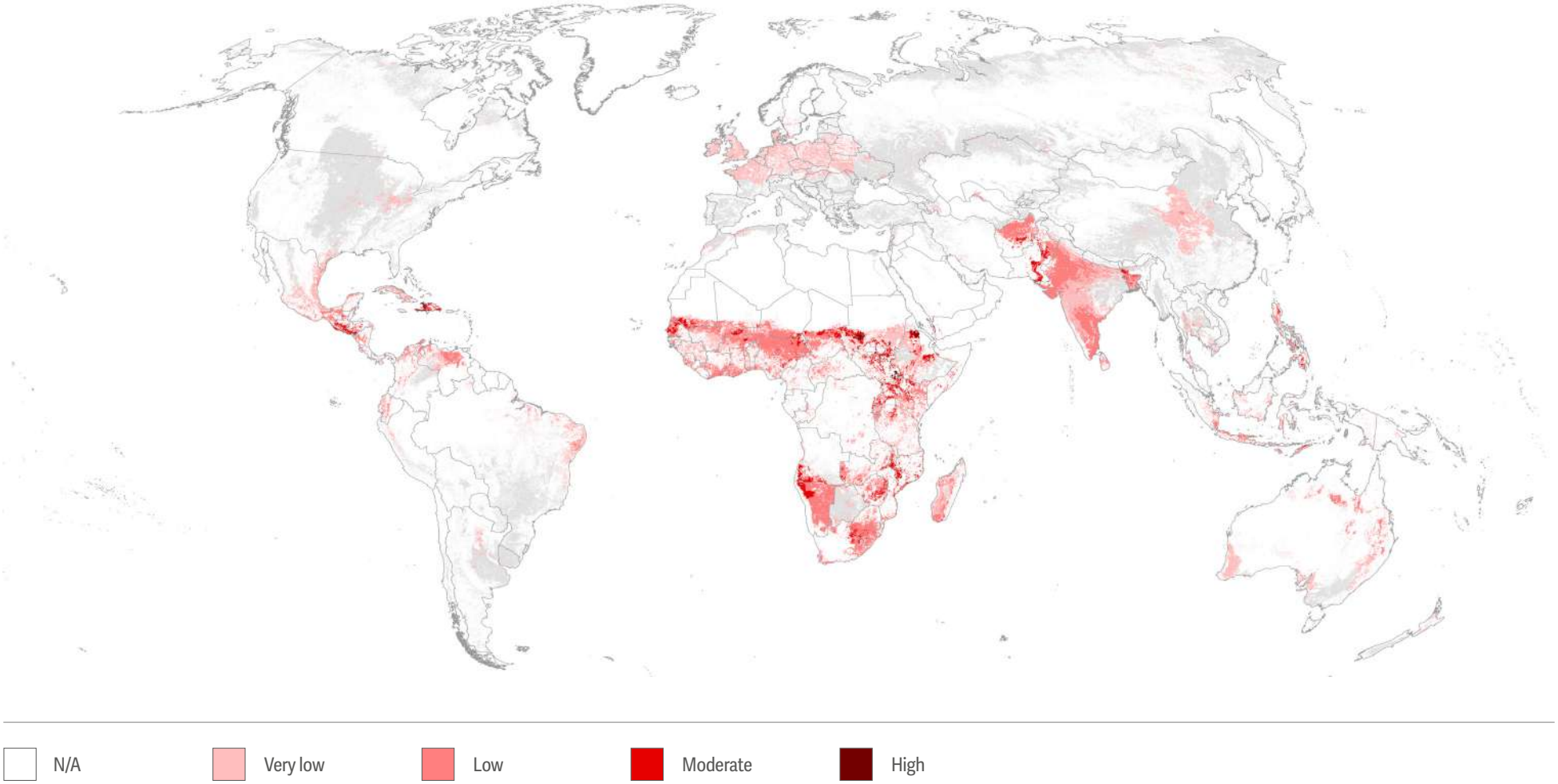

Note: This dataset collection provides global information to support the assessment and screening of potential El Niño-related climate, agricultural and food security risks. It brings together into a combined risk map datasets on seasonal precipitation forecasts (below/above average precipitation) from nine climate centers, agricultural drought probability from FAO-ASIS, and food security indicators from IPC. The collection is intended to support the identification of high-risk areas to El Niño-related hazards and inform climate risk assessment, early warning, and early action.

Source: Reproduced from FAO. 2026. El Niño hotspot map. [Cited on 9 September 2026]. https://data.apps.fao.org/?lang=en&share=f-4116a39f-965d-4192-bdd0-22780092f979

Appendix 4. Seasonal combined risk (above-average precipitation) during El Niño (Global – 2026)

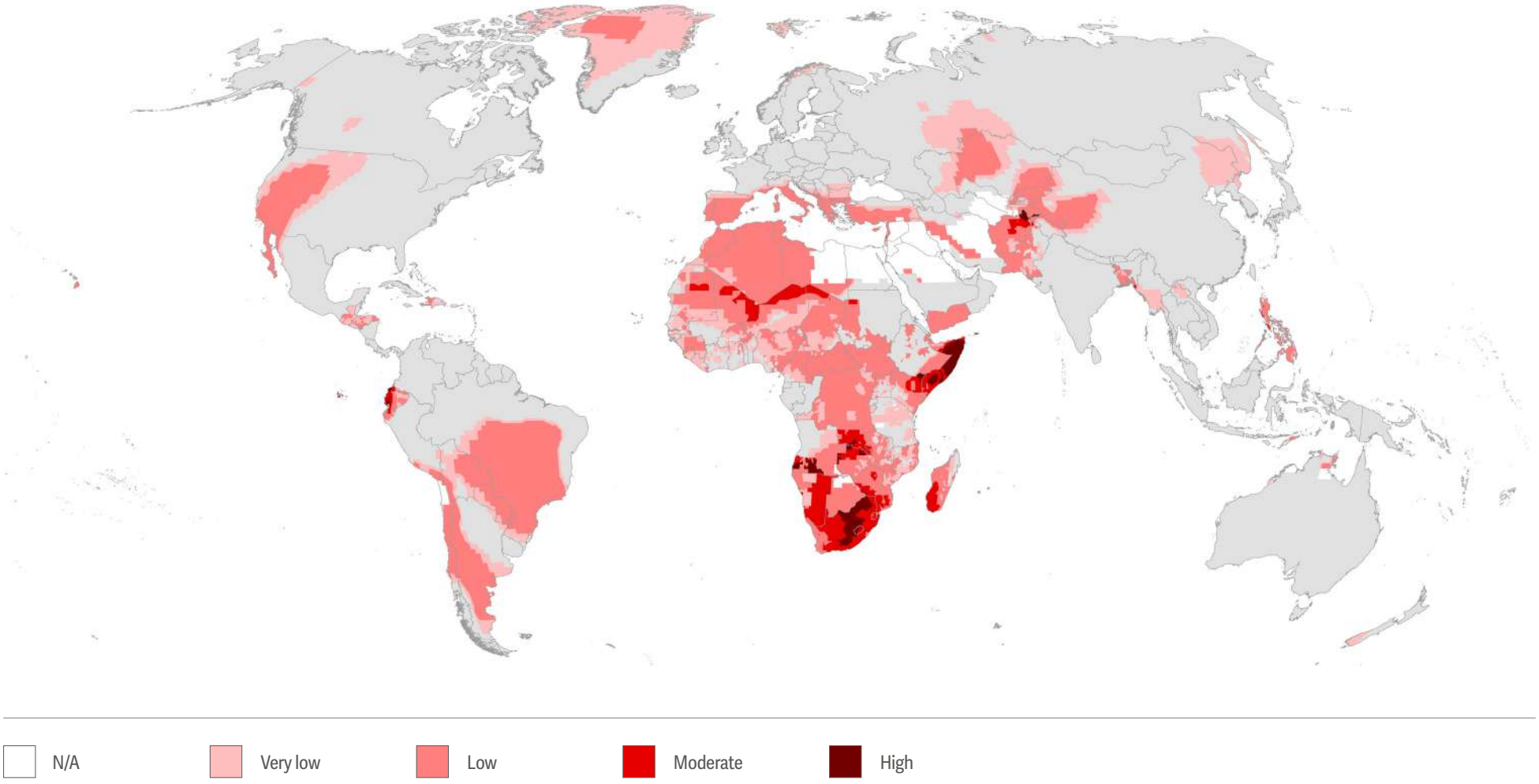

Note: This dataset collection provides global information to support the assessment and screening of potential El Niño-related climate, agricultural and food security risks. It brings together into a combined risk map datasets on seasonal precipitation forecasts (below/above average precipitation) from nine climate centers, agricultural drought probability from FAO-ASIS, and food security indicators from IPC. The collection is intended to support the identification of high-risk areas to El Niño-related hazards and inform climate risk assessment, early warning, and early action.

Source: Reproduced from FAO. 2026. El Niño hotspot map. [Cited on 9 September 2026]. https://data.apps.fao.org/?lang=en&share=f-4116a39f-965d-4192-bdd0-22780092f979

Appendix 5. Country overviews – GRFC Digital Tool

This appendix is based on the content of the GRFC Digital Tool (currently under development) and provides a one-page overview for 39 countries and territories covered in this GRFC 2026 Mid-Year Update, namely:

Afghanistan
Bangladesh
Burundi
Cameroon
Central African Republic
Chad
The Democratic Republic of the Congo
Djibouti
El Salvador
Eswatini
Guatemala
Guinea
Haiti
Honduras
Kenya
Lebanon
Lesotho
Liberia
Madagascar
Malawi
Mali
Mauritania
Mozambique
Myanmar
Namibia
The Niger
Nigeria
Pakistan
Palestine
Senegal
Sierra Leone
Somalia
South Sudan
Sudan
Uganda
United Republic of Tanzania
Yemen
Zambia
Zimbabwe

Country overview: AFGHANISTAN

Afghanistan

Hunger Hotspot (June - Nov 2026)*

Very high concern

Acute food insecurity is expected to remain high, driven by dry conditions, economic stress, including high food prices and escalating conflict, while funding shortfalls constrain the scale and coverage of food and emergency agriculture assistance, exacerbating vulnerabilities amid very high access constraints.

Disclaimer:

Drivers of Food insecurity 2025

Primary	Weather extremes
Secondary	Economic shocks
Tertiary	

Links:

- For AFI Analysis in 2025
- For AFI Analysis in 2026
- For Hunger Hotspot report
- For AMN Analysis in 2026

Highest Number of People Facing high level of AFI - Source IPC

2025	2026 (as of 31 August)
People in Phase 3+ Whole country: **17.4M** (36%) of pop analysed	People in Phase 3+ Whole country: **17.4M** (36%) of pop analysed
People in Phase 4: **4.66M**	People in Phase 4: **4.66M**
People in Phase 5	People in Phase 5

SELECTED IN GRFC (2016 - 2026)	WITH DATA (2016 - 2026)
10 YEARS	10 YEARS

A HUNGER HOTSPOT (2020 - 2026): 6 YEARS

Acute malnutrition 2025

3.68M children < 5 years old

MAM 2.74M SAM 0.94M

1.211M Pregnant & breastfeeding women

Source: IPC AMN

Coverage: Whole country/territory

Severity: Severe Nutrition Crisis

Contributing Factors:

High | Not High | No Data

People Facing high level of AFI by phase - Source: IPC

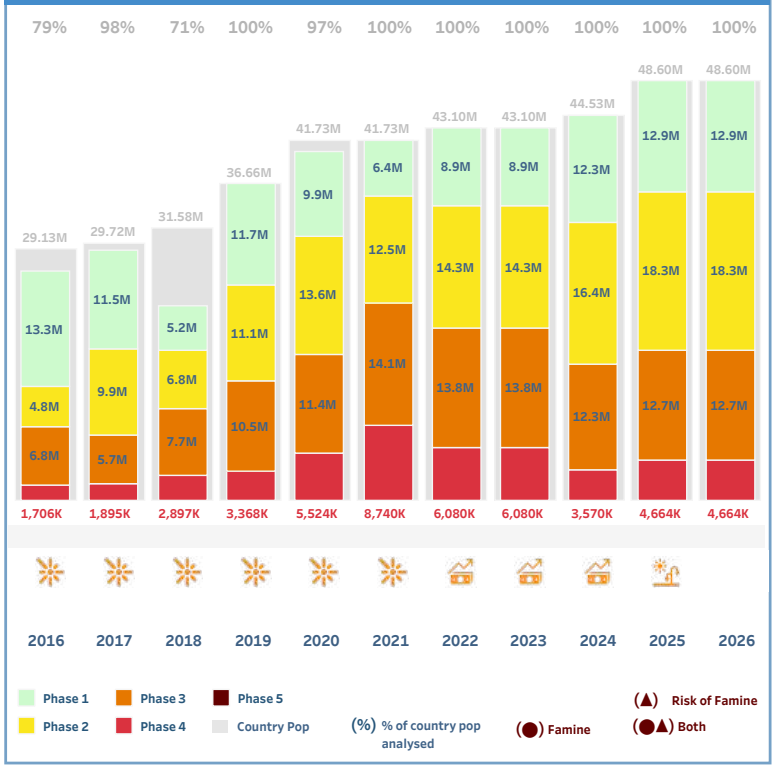

Displacement 2025

3.06M | **0.021M** | **3.083M** Forcibly displaced people

Source: IOM Source: UNHCR

% of population analysed facing high levels of AFI

As of 31 August 2026

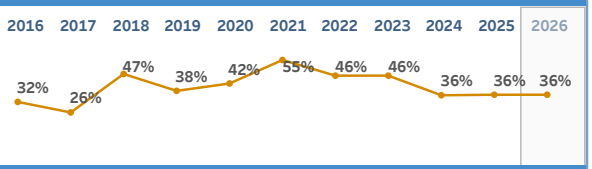

Funding (USD)**

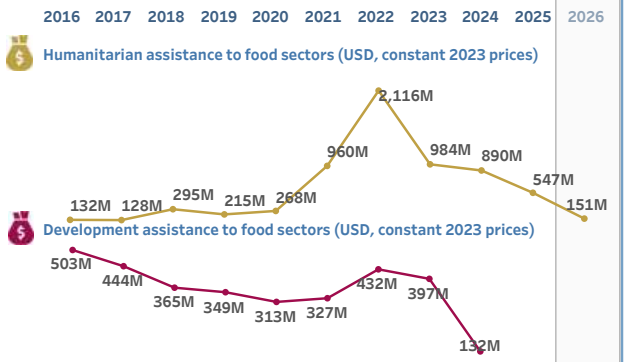

*Source: WFP and FAO. 2026. Hunger Hotspots analysis (June to November 2026). Rome. | **Source: GNAFC. Forthcoming. Financing Flows and Food Crises report: Analysis of humanitarian and development financing flows.

Country overview: BANGLADESH

Bangladesh

Hunger Hotspot (June - Nov 2026)*

Situation requiring monitoring

Conflict in Myanmar's Rakhine State is likely to prompt further displacement of civilians and inflows of refugees into Bangladesh, with over 146 000 new arrivals recorded since 2024. Additionally, funding uncertainties and inflationary pressures could further undermine the food security and nutrition situation of Rohingya families, who are heavily reliant on humanitarian assistance.

Disclaimer:

Drivers of Food insecurity 2025

Primary	Weather extremes
Secondary	Economic shocks
Tertiary	Conflict/Insecurity

Links:

- For AFI Analysis in 2025
- For AFI Analysis in 2026
- For Hunger Hotspot report
- For AMN Analysis in 2026

Highest Number of People Facing high level of AFI - Source IPC

2025	2026 (as of 31 August)
People in Phase 3+ Selected areas (res. & disp.)	People in Phase 3+ Selected areas (res. & disp.)
16.0M (17%) of pop analysed	18.1M (18%) of pop analysed
People in Phase 4: 0.36M	People in Phase 4: 0.79M
People in Phase 5	People in Phase 5

SELECTED IN GRFC (2016 - 2026)	WITH DATA (2016 - 2026)
10 YEARS	10 YEARS

A HUNGER HOTSPOT (2020 - 2026): 2 YEARS

Acute malnutrition 2025

1.57M children < 5 years old

MAM 1.43M SAM 0.14M

0.117M Pregnant & breastfeeding women

Source: IPC AMN

Coverage: Residents

Severity: Moderate Nutrition Crisis

Contributing Factors:

High | Not High | No Data

People Facing high level of AFI by phase - Source: IPC

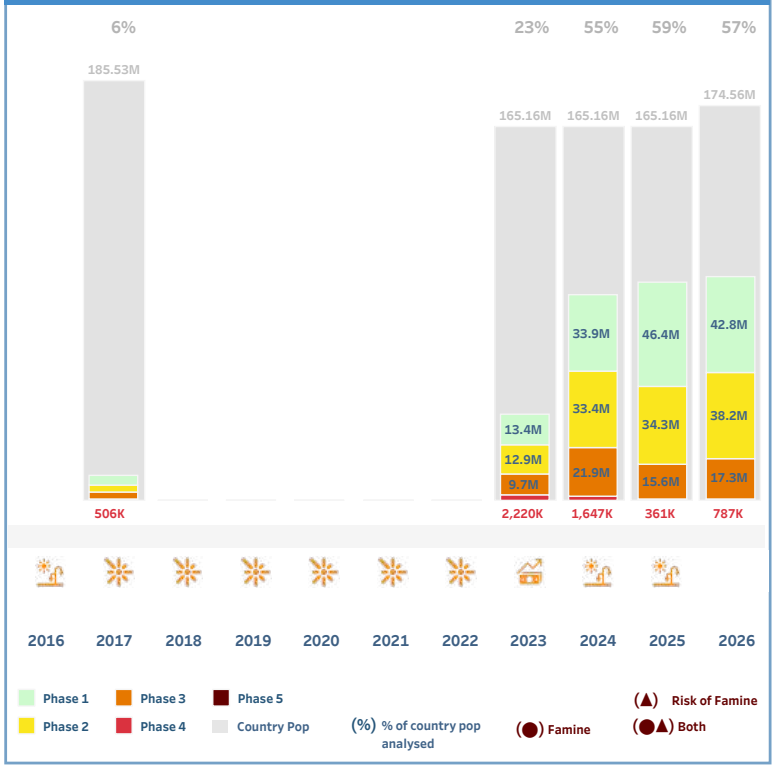

Displacement 2025

4.96M | 1.178M | 6.134M Forcibly displaced people

Source: IOM Source: UNHCR

% of population analysed facing high levels of AFI

As of 31 August 2026



Funding (USD)**

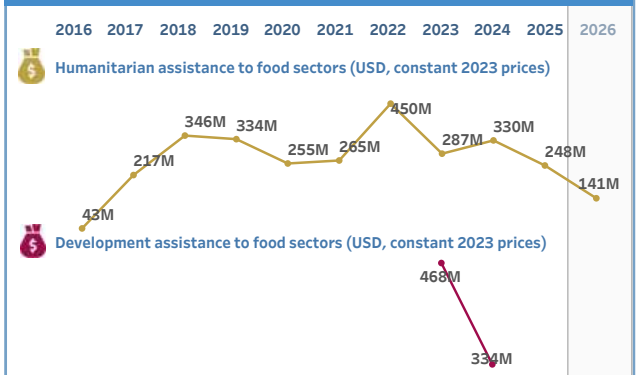

*Source: WFP and FAO. 2026. Hunger Hotspots analysis (June to November 2026). Rome. | **Source: GNAFC. Forthcoming. Financing Flows and Food Crises report: Analysis of humanitarian and development financing flows.

Country overview: BURUNDI

Burundi

Hunger Hotspot (June - Nov 2026)*

Not covered in the Hunger Hotspot report for Jun-Nov 2026

Drivers of Food insecurity 2025

Primary	Economic shocks
Secondary	Weather extremes
Tertiary	Conflict/Insecurity

Links:

- For AFI Analysis in 2025
- For AFI Analysis in 2026
- For Hunger Hotspot report
- For AMN Analysis in 2026

Highest Number of People Facing high level of AFI - Source IPC

	2025	2026 (as of 31 August)
People in Phase 3+ Whole country	1.8M (15%) of pop analysed	1.8M (14%) of pop analysed
People in Phase 4		0.22M
People in Phase 5		

SELECTED IN GRFC (2016 - 2026)	WITH DATA
10 YEARS	10 YEARS

A HUNGER HOTSPOT (2020 - 2026) — YEARS

Acute malnutrition 2025

0.48M children < 5 years old

MAM 0.40M SAM 0.08M

0.073M Pregnant & breastfeeding women

Source: IPC AMN

Coverage: Residents

Severity: Moderate Nutrition Crisis

Contributing Factors:

High | Not High | No Data

People Facing high level of AFI by phase - Source: IPC

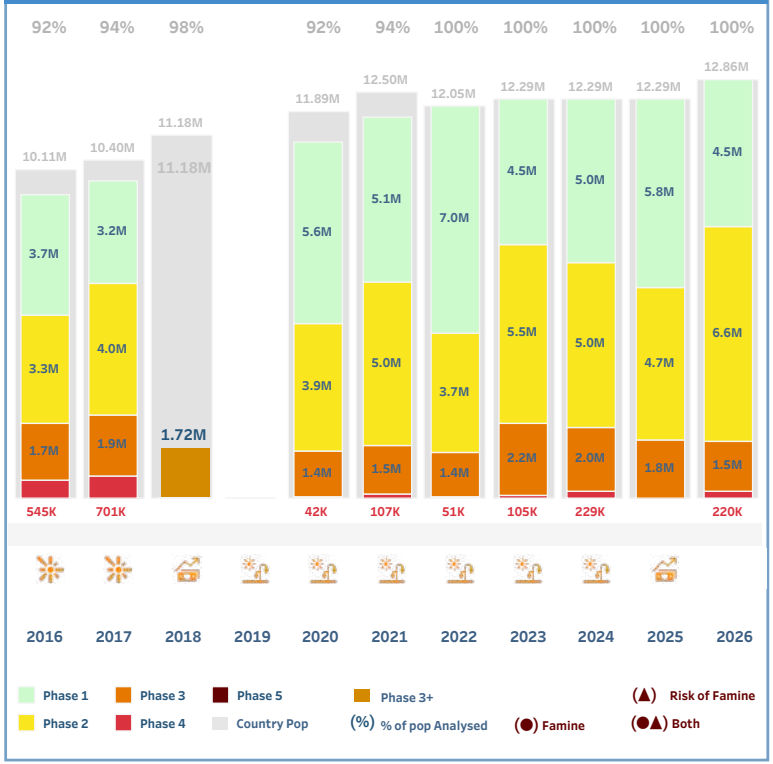

Displacement 2025

0.09M Source: IOM

0.112M Source: UNHCR

0.201M Forcibly displaced people

% of population analysed facing high levels of AFI — As of 31 August 2026

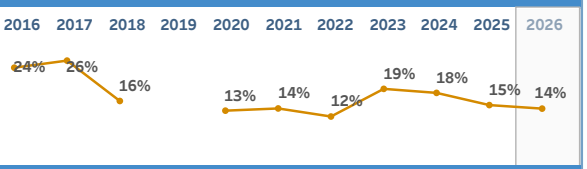

Funding (USD)**

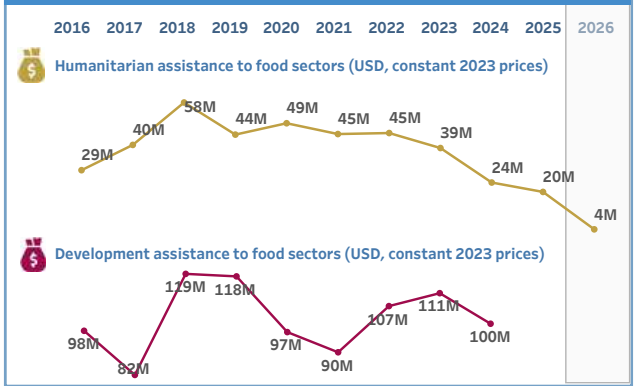

*Source: WFP and FAO. 2026. Hunger Hotspots analysis (June to November 2026). Rome. | **Source: GNAFC. Forthcoming. Financing Flows and Food Crises report: Analysis of humanitarian and development financing flows.

Country overview: CAMEROON

Cameroon

Hunger Hotspot (June - Nov 2026)*

Situation requiring monitoring

Despite the reduction in violence, insecurity in the Far North, North-West and South-West continues to restrict food access and has displaced over 1 million IDPs and over 500 000 refugees.

Disclaimer:

Drivers of Food insecurity 2025

Primary	Conflict/Insecurity
Secondary	Weather extremes
Tertiary	Economic shocks

Links:

- For AFI Analysis in 2025
- For AFI Analysis in 2026
- For Hunger Hotspot report
- For AMN Analysis in 2026

Highest Number of People Facing high level of AFI - Source CH

2025	2026 (as of 31 August)
People in Phase 3+ Whole country: **3.1M** (11%) of pop analysed	People in Phase 3+ Whole country: **2.9M** (10%) of pop analysed
People in Phase 4: **0.25M**	People in Phase 4: **0.25M**
People in Phase 5	People in Phase 5

SELECTED IN GRFC (2016 - 2026)	WITH DATA (2016 - 2026)
10 YEARS	10 YEARS

A HUNGER HOTSPOT (2020 - 2026): 1 YEARS

Acute malnutrition 2025

0.71M children < 5 years old

MAM 0.40M SAM 0.31M

Pregnant & breastfeeding women

Source: UNICEF-WFP Hotspot

Coverage: Whole country/territory

Severity: Nutrition crisis but no severity data

Contributing Factors:

High | Not High | No Data

People Facing high level of AFI by phase - Source: CH

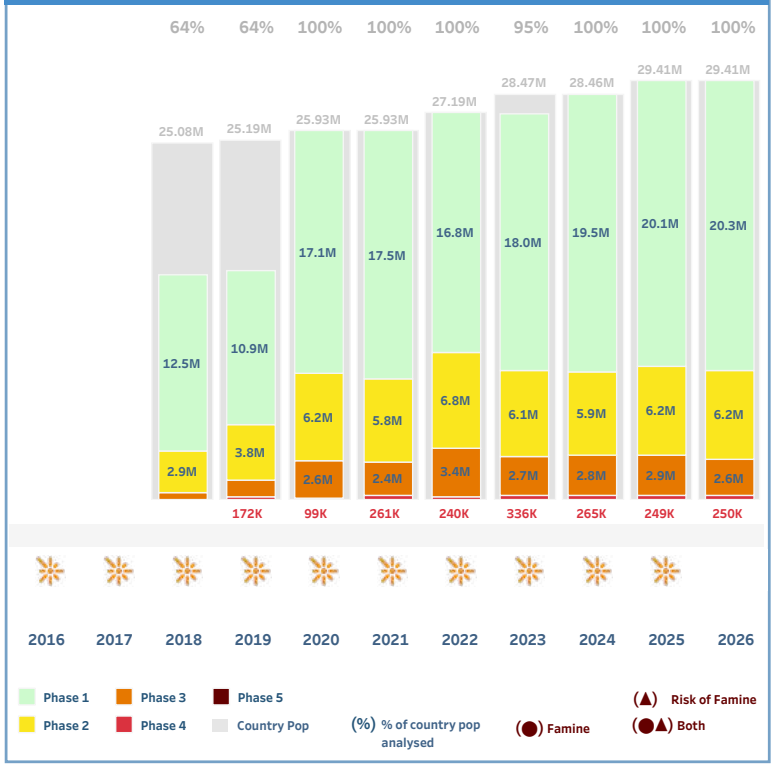

Displacement 2025

0.84M | 0.427M | 1.272M Forcibly displaced people

Source: IOM Source: UNHCR

% of population analysed facing high levels of AFI

As of 31 August 2026



Funding (USD)**

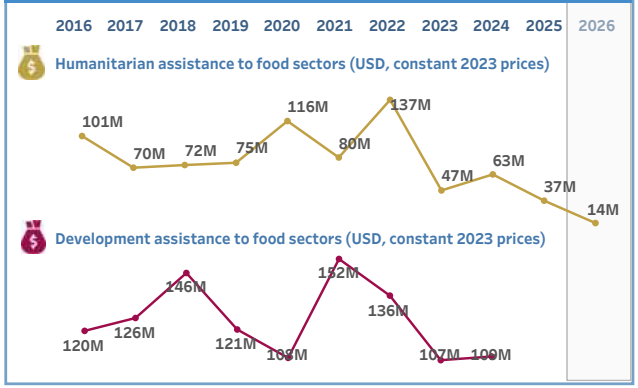

*Source: WFP and FAO. 2026. Hunger Hotspots analysis (June to November 2026). Rome. | **Source: GNAFC. Forthcoming. Financing Flows and Food Crises report: Analysis of humanitarian and development financing flows.

Country overview: CENTRAL AFRICAN REPUBLIC

Central African Republic

Hunger Hotspot (June - Nov 2026)*

Not covered in the Hunger Hotspot report for Jun-Nov 2026

Drivers of Food insecurity 2025

Primary	Conflict/Insecurity
Secondary	Economic shocks
Tertiary	Weather extremes

Links:

- For AFI Analysis in 2025
- For AFI Analysis in 2026
- For Hunger Hotspot report
- For AMN Analysis in 2026

Highest Number of People Facing high level of AFI - Source IPC

2025	2026 (as of 31 August)
People in Phase 3+ Whole country	People in Phase 3+ Whole country
2.2M (34%) of pop analysed	2.0M (31%) of pop analysed
People in Phase 4	People in Phase 4
0.48M	0.26M
People in Phase 5	People in Phase 5

SELECTED IN GRFC (2016 - 2026)	WITH DATA (2016 - 2026)
10 YEARS	10 YEARS

A HUNGER HOTSPOT (2020 - 2026) : 5 YEARS

Acute malnutrition 2025

0.23M children < 5 years old

MAM 0.17M SAM 0.06M

0.212M Pregnant & breastfeeding women

Source: IPC AMN

Coverage: Whole country/territory

Severity: Severe Nutrition Crisis

Contributing Factors:

High | Not High | No Data

People Facing high level of AFI by phase - Source: IPC

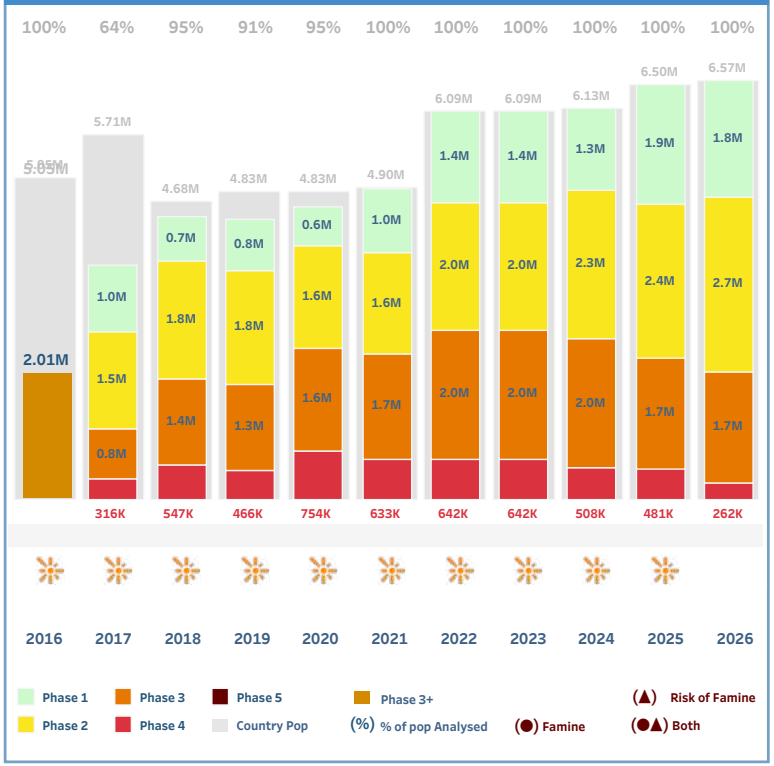

Displacement 2025

0.42M | 0.064M | 0.480M Forcibly displaced people

Source: IOM Source: UNHCR

% of population analysed facing high levels of AFI

As of 31 August 2026

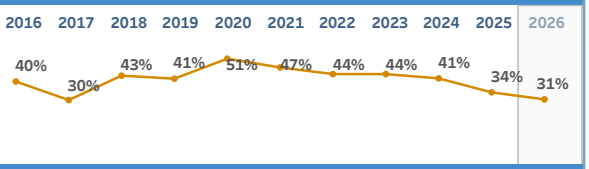

Funding (USD)**

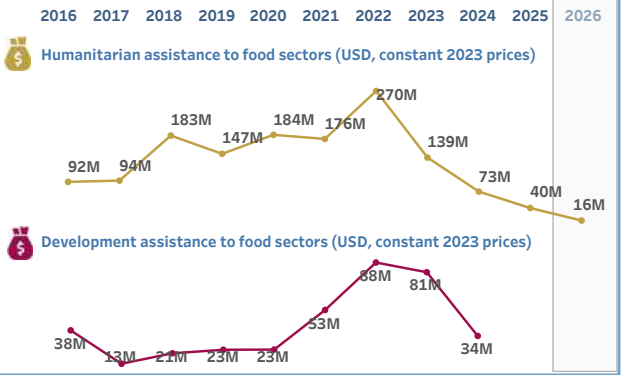

*Source: WFP and FAO. 2026. Hunger Hotspots analysis (June to November 2026). Rome. | **Source: GNAFC. Forthcoming. Financing Flows and Food Crises report: Analysis of humanitarian and development financing flows.

Country overview: CHAD

Chad

Hunger Hotspot (June - Nov 2026)*

Situation requiring monitoring

Sustained inflows of refugees and returnees from the Sudan are expected to increase humanitarian needs in eastern provinces and place added pressure on local resources. In Lac Province, insecurity is likely to continue to erode the livelihoods of IDPs and host households. Nationwide, rising transport and imported food costs due to the Middle East conflict may worsen food access, while limited access to fertilizers may negatively affect crop production.

Disclaimer:

Drivers of Food insecurity 2025

Primary	Conflict/Insecurity
Secondary	Weather extremes
Tertiary	Economic shocks

Links:

- For AFI Analysis in 2025
- For AFI Analysis in 2026
- For Hunger Hotspot report
- For AMN Analysis in 2026

Highest Number of People Facing high level of AFI - Source CH

	2025	2026 (as of 31 August)
People in Phase 3+	Displaced 0.5M (28%) / Residents 3.3M (19%) of pop analysed	Displaced 0.3M (34%) / Residents 3.2M (17%) of pop analysed
People in Phase 4	0.37M	0.32M
People in Phase 5		

SELECTED IN GRFC (2016 - 2026)	WITH DATA (2016 - 2026)
10 YEARS	10 YEARS

A HUNGER HOTSPOT (2020 - 2026): 5 YEARS

Acute malnutrition 2026

2.01M children < 5 years old

MAM 1.52M SAM 0.48M

0.219M Pregnant & breastfeeding women

Source: IPC AMN

Coverage: Residents

Severity: Severe Nutrition Crisis

Contributing Factors:

High | Not High | No Data

People Facing high level of AFI by phase - Source: CH

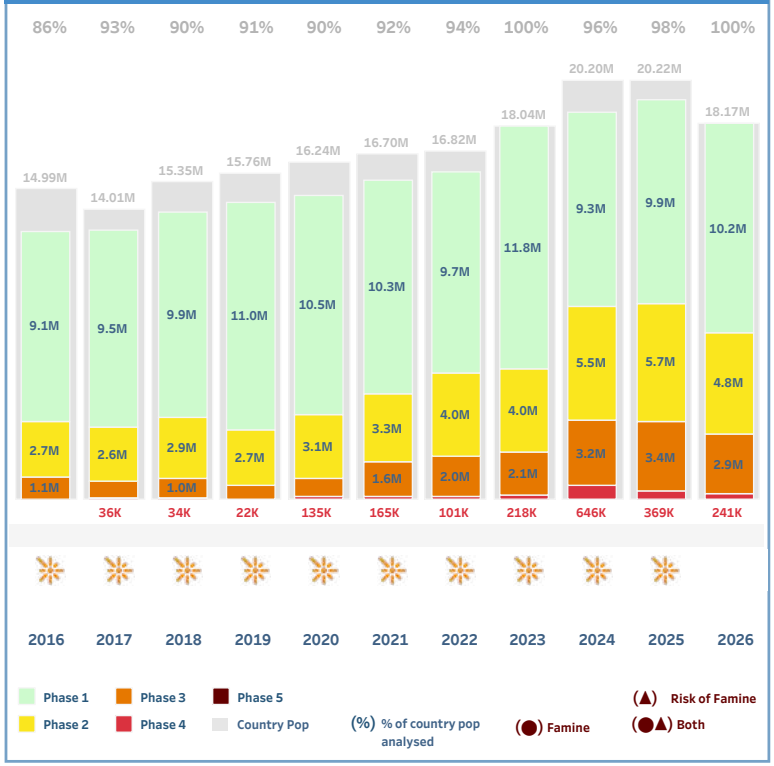

Displacement 2025

0.22M | 1.512M | 1.731M Forcibly displaced people

Source: IOM Source: UNHCR

% of population analysed facing high levels of AFI

As of 31 August 2026

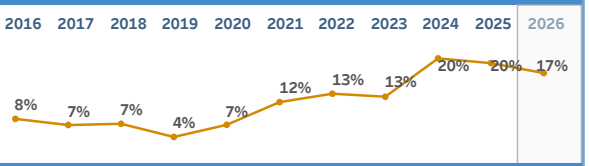

Funding (USD)**

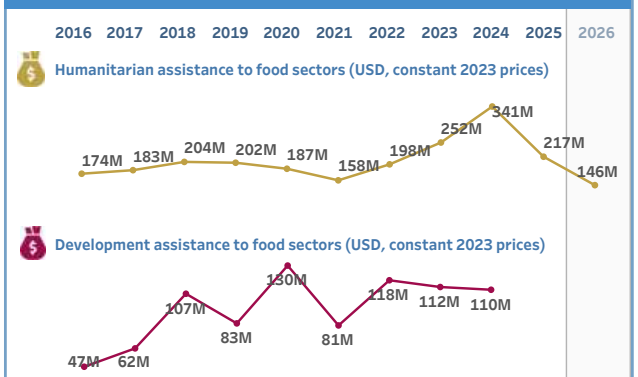

*Source: WFP and FAO. 2026. Hunger Hotspots analysis (June to November 2026). Rome. | **Source: GNAFC. Forthcoming. Financing Flows and Food Crises report: Analysis of humanitarian and development financing flows.

Country overview: DEMOCRATIC REPUBLIC OF THE CONGO

Democratic Republic of the Congo

Hunger Hotspot (June - Nov 2026)*

Very high concern

Critical levels of acute food insecurity are expected to persist during the outlook period, driven by conflict in eastern provinces and large-scale displacement, amid insufficient funding and ongoing cholera, mpox and Ebola outbreaks.

Disclaimer:

Drivers of Food insecurity 2025

Primary	Conflict/Insecurity
Secondary	Weather extremes
Tertiary	Economic shocks

Links:

- For AFI Analysis in 2025
- For AFI Analysis in 2026
- For Hunger Hotspot report
- For AMN Analysis in 2026

Highest Number of People Facing high level of AFI - Source IPC

2025	2026 (as of 31 August)
People in Phase 3+ Whole country	People in Phase 3+ Whole country
27.7M (24%) of pop analysed	26.5M (23%) of pop analysed
People in Phase 4	People in Phase 4
3.90M	3.63M
People in Phase 5	People in Phase 5

SELECTED IN GRFC (2016 - 2026)	WITH DATA (2016 - 2026)
10 YEARS	10 YEARS

A HUNGER HOTSPOT (2020 - 2026)

7 YEARS

Acute malnutrition 2025

4.18M children < 5 years old

MAM 2.84M SAM 1.35M

1.537M Pregnant & breastfeeding women

Source: IPC AMN

Coverage: Residents

Severity: Severe Nutrition Crisis

Contributing Factors:

High | Not High | No Data

People Facing high level of AFI by phase - Source: IPC

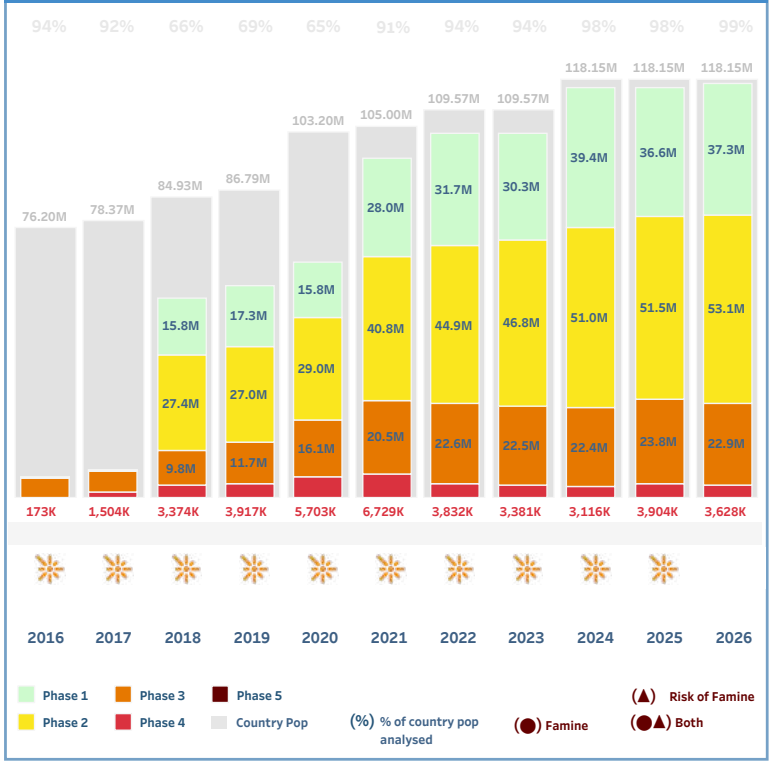

Displacement 2025

4.92M Source: IOM

0.604M Source: UNHCR

5.519M Forcibly displaced people

% of population analysed facing high levels of AFI

As of 31 August 2026

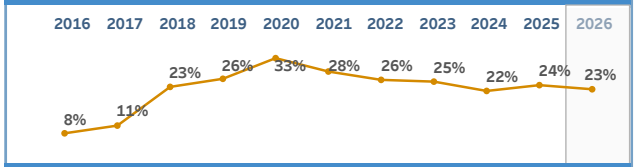

Funding (USD)**

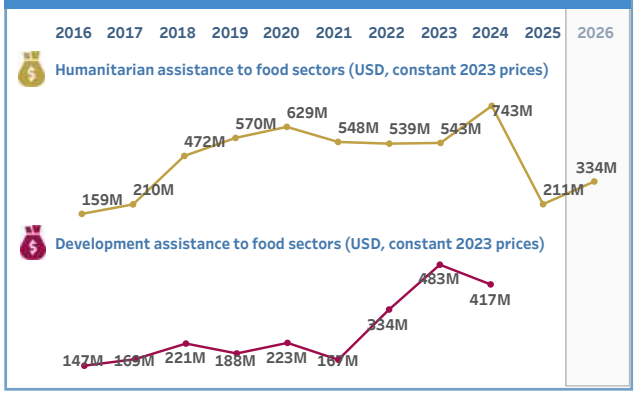

*Source: WFP and FAO. 2026. Hunger Hotspots analysis (June to November 2026). Rome. | **Source: GNAFC. Forthcoming. Financing Flows and Food Crises report: Analysis of humanitarian and development financing flows.

Country overview: DJIBOUTI

Djibouti

Highest Number of People Facing high level of AFI - Source IPC

2025	2026 (as of 31 August)
People in Phase 3+ Whole country	People in Phase 3+ Whole country
0.2M (19%) of pop analysed	0.3M (25%) of pop analysed
People in Phase 4: 0.05M	People in Phase 4: 0.03M
People in Phase 5	People in Phase 5

SELECTED IN GRFC WITH DATA (2016 - 2026)

10 YEARS | 9 YEARS

A HUNGER HOTSPOT (2020 - 2026)

1 YEARS

Hunger Hotspot (June - Nov 2026)*

Not covered in the Hunger Hotspot report for Jun-Nov 2026

Drivers of Food insecurity 2025

Primary: Economic shocks

Secondary: Weather extremes

Tertiary

Links:

- For AFI Analysis in 2025
- For AFI Analysis in 2026
- For Hunger Hotspot report
- For AMN Analysis in 2026

Acute malnutrition 2025

0.03M children < 5 years old

MAM 0.03M SAM 0.01M

0.002M Pregnant & breastfeeding women

Source: IPC AMN

Coverage: Whole country/territory

Severity: Moderate Nutrition Crisis

Contributing Factors:

High | Not High | No Data

People Facing high level of AFI by phase - Source: IPC

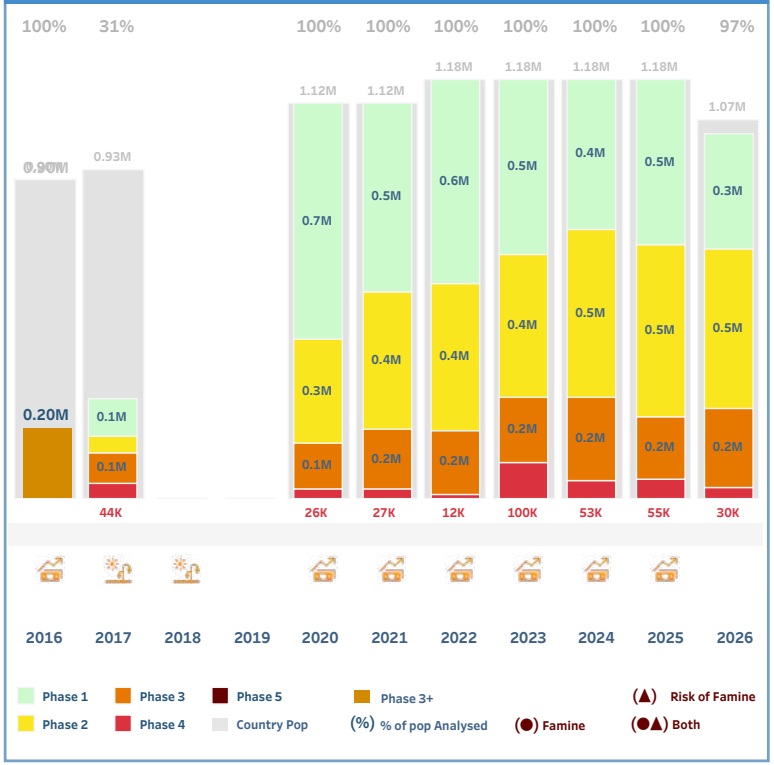

Displacement 2025

0.035M 0.035M Forcibly displaced people

Source: N/A Source: UNHCR

% of population analysed facing high levels of AFI

As of 31 August 2026

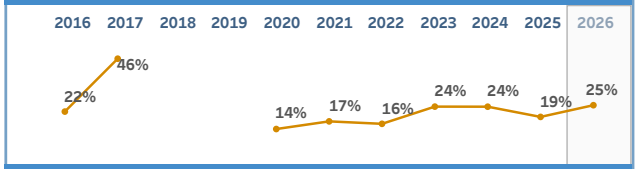

Funding (USD)**

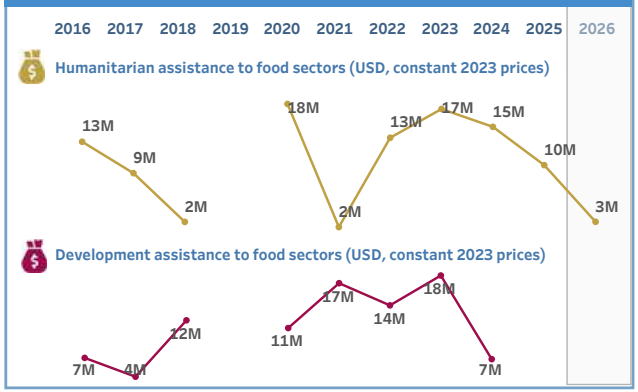

*Source: WFP and FAO. 2026. Hunger Hotspots analysis (June to November 2026). Rome. | **Source: GNAFC. Forthcoming. Financing Flows and Food Crises report: Analysis of humanitarian and development financing flows.

Country overview: EL SALVADOR

El Salvador

Hunger Hotspot (June - Nov 2026)*

Not covered in the Hunger Hotspot report for Jun-Nov 2026

Disclaimer:

Drivers of Food insecurity 2025

Primary	Weather extremes
Secondary	Economic shocks
Tertiary	

Links:

- For AFI Analysis in 2025
- For AFI Analysis in 2026
- For Hunger Hotspot report
- For AMN Analysis in 2026

Highest Number of People Facing high level of AFI - Source FEWS NET

	2025	2026 (as of 31 August)
People in Phase 3+ Whole country	0.5M (8%) of pop analysed	0.5M (8%) of pop analysed
People in Phase 4		
People in Phase 5		

SELECTED IN GRFC (2016 - 2026)	WITH DATA
10 YEARS	9 YEARS

A HUNGER HOTSPOT (2020 - 2026)

2 YEARS

People Facing high level of AFI by phase - Source: FEWS NET

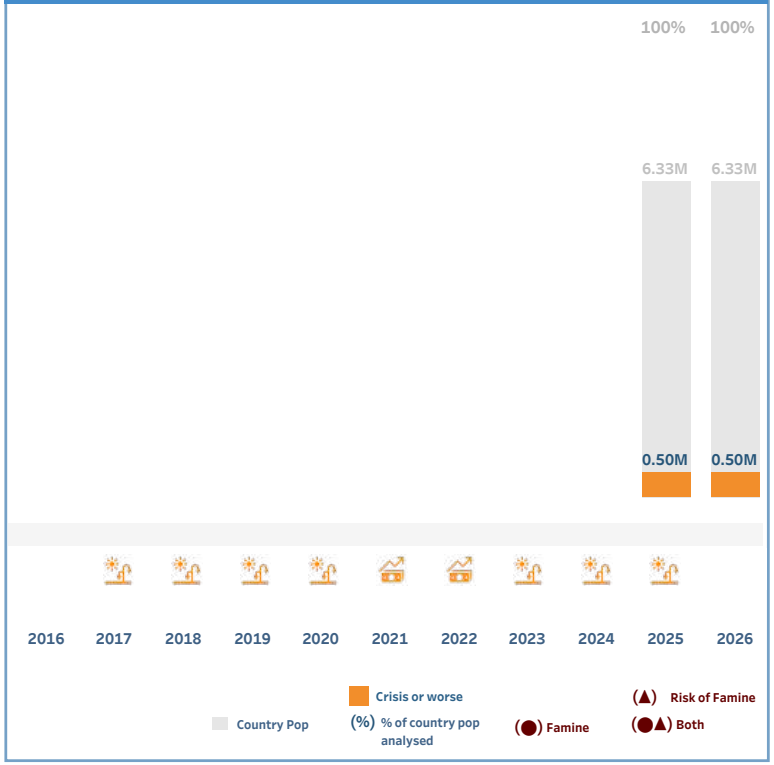

Acute malnutrition 2025

children < 5 years old

MAM

SAM

Pregnant & breastfeeding women

Source:

Coverage: N/A

Severity: No nutrition crisis

Contributing Factors:

High | Not High | No Data

Displacement 2025

0.06M | 0.001M | 0.036M Forcibly displaced people

Source: IDMC - GRID Source: UNHCR

% of population analysed facing high levels of AFI As of 31 August 2026



Funding (USD)**

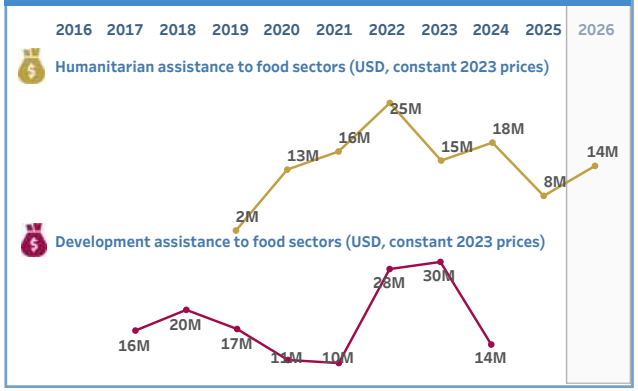

*Source: WFP and FAO. 2026. Hunger Hotspots analysis (June to November 2026). Rome. | **Source: GNAFC. Forthcoming. Financing Flows and Food Crises report: Analysis of humanitarian and development financing flows.

Country overview: ESWATINI

Eswatini

Hunger Hotspot (June - Nov 2026)*

Not covered in the Hunger Hotspot report for Jun-Nov 2026

Disclaimer:

Drivers of Food insecurity 2025

Primary	Economic shocks
Secondary	Weather extremes
Tertiary	

Links:

- For AFI Analysis in 2025
- For AFI Analysis in 2026
- For Hunger Hotspot report
- For AMN Analysis in 2026

Highest Number of People Facing high level of AFI - Source IPC

2025	2026 (as of 31 August)
People in Phase 3+ Whole country: 0.3M (25%) of pop analysed	People in Phase 3+ Whole country: 0.3M (23%) of pop analysed
People in Phase 4: 0.03M	People in Phase 4: 0.02M
People in Phase 5	People in Phase 5

SELECTED IN GRFC (2016 - 2026)	WITH DATA (2016 - 2026)
10 YEARS	10 YEARS

A HUNGER HOTSPOT (2020 - 2026): YEARS

Acute malnutrition 2025

children < 5 years old

MAM SAM

Pregnant & breastfeeding women

Source:

Coverage: N/A

Severity: No nutrition crisis

Contributing Factors:

High | Not High | No Data

People Facing high level of AFI by phase - Source: IPC

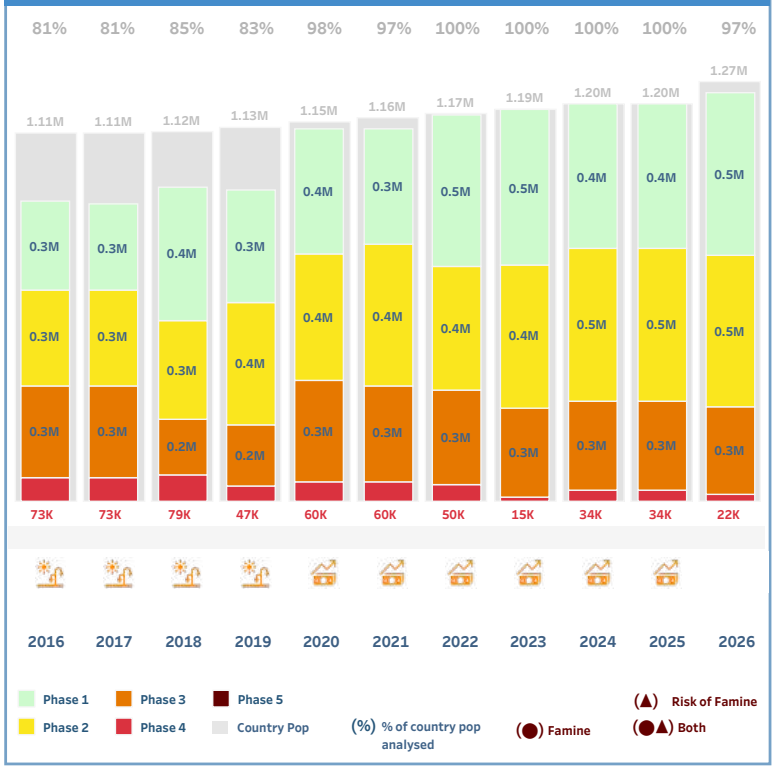

Displacement 2025

0.005M 0.005M Forcibly displaced people

Source: N/A Source: UNHCR

% of population analysed facing high levels of AFI As of 31 August 2026

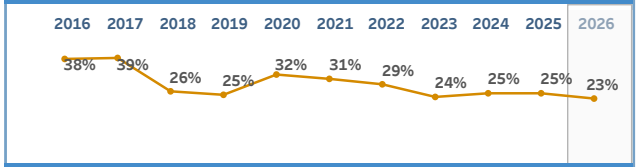

Funding (USD)**

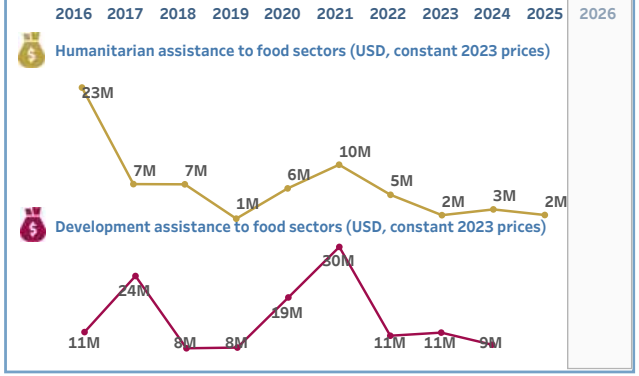

*Source: WFP and FAO. 2026. Hunger Hotspots analysis (June to November 2026). Rome. | **Source: GNAFC. Forthcoming. Financing Flows and Food Crises report: Analysis of humanitarian and development financing flows.

Country overview: GUATEMALA

Guatemala

Highest Number of People Facing high level of AFI - Source IPC

2025	2026 (as of 31 August)
People in Phase 3+ Whole country **3.4M** (19%) of pop analysed	People in Phase 3+ Whole country **3.2M** (17%) of pop analysed
People in Phase 4 **0.33M**	People in Phase 4 **0.20M**
People in Phase 5	People in Phase 5

SELECTED IN GRFC WITH DATA (2016 - 2026)

10 YEARS | 10 YEARS

A HUNGER HOTSPOT (2020 - 2026)

3 YEARS

Acute malnutrition 2025

children < 5 years old

MAM SAM

Pregnant & breastfeeding women

Source:

Coverage: N/A

Severity: No nutrition crisis

Contributing Factors:

High | Not High | No Data

Hunger Hotspot (June - Nov 2026)*

Situation requiring monitoring

Concerns are particularly high in the Dry Corridor, where recurrent droughts and reliance on rainfed agriculture increase vulnerability. There is an emerging risk of below-average rainfall during the primera season (May–August), linked to a likely transition towards El Niño conditions.

Disclaimer:

Drivers of Food insecurity 2025

Primary	Weather extremes
Secondary	Economic shocks
Tertiary	

Links:

- For AFI Analysis in 2025
- For AFI Analysis in 2026
- For Hunger Hotspot report
- For AMN Analysis in 2026

People Facing high level of AFI by phase - Source: IPC

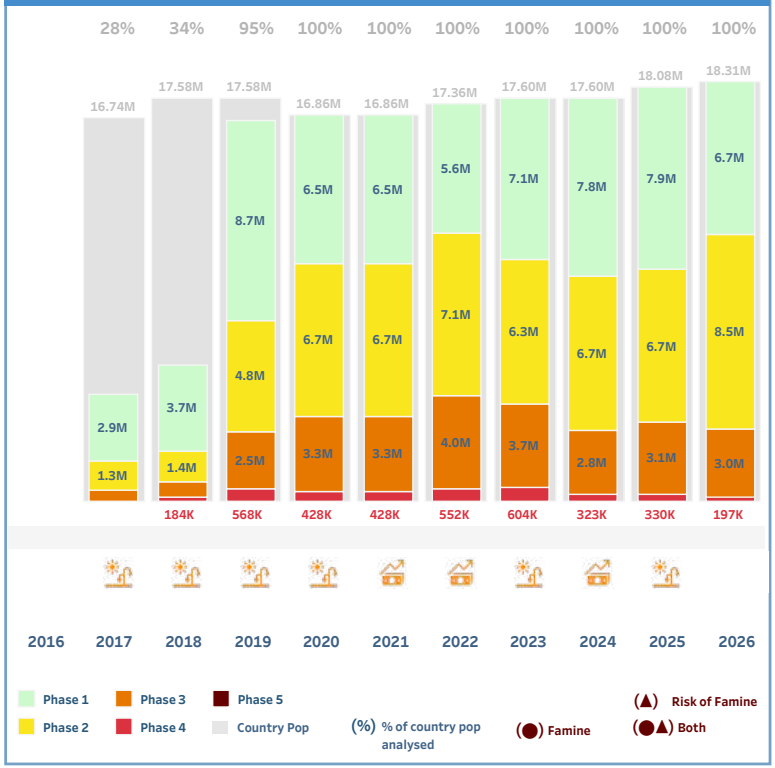

Displacement 2025

0.57M | 0.006M | 0.579M Forcibly displaced people

Source: IDMC - GRID Source: UNHCR

% of population analysed facing high levels of AFI

As of 31 August 2026

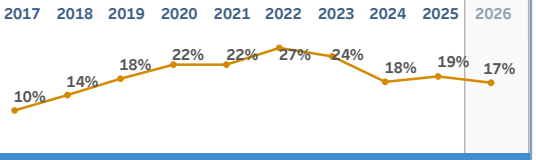

Funding (USD)**

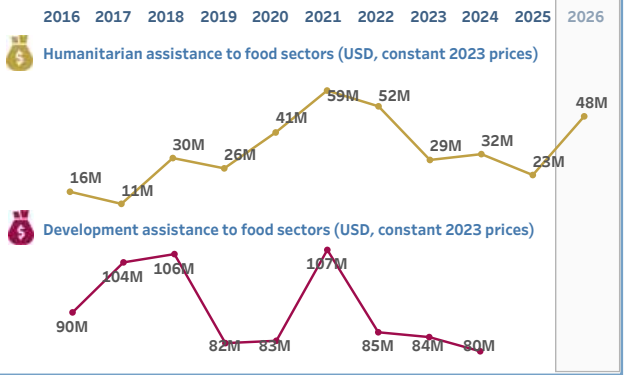

*Source: WFP and FAO. 2026. Hunger Hotspots analysis (June to November 2026). Rome. | **Source: GNAFC. Forthcoming. Financing Flows and Food Crises report: Analysis of humanitarian and development financing flows.

Country overview: GUINEA

Guinea

Hunger Hotspot (June - Nov 2026)*

Situation requiring monitoring

Estimated decrease in crop production, together with Middle East conflict-related market disruptions and a weak currency, are likely to increase import costs and food inflation. Furthermore, economic challenges and below-average rainfall could affect 2026 production.

Disclaimer:

Drivers of Food insecurity 2025

Primary	Weather extremes
Secondary	Economic shocks
Tertiary	

Links:

- For AFI Analysis in 2025
- For AFI Analysis in 2026
- For Hunger Hotspot report
- For AMN Analysis in 2026

Highest Number of People Facing high level of AFI - Source CH

2025	2026 (as of 31 August)
People in Phase 3+ Whole country **1.8M** (13%) of pop analysed	People in Phase 3+ Rural areas **1.7M** (13%) of pop analysed
People in Phase 4 **0.11M**	People in Phase 4 **0.09M**
People in Phase 5	People in Phase 5

SELECTED IN GRFC (2016 - 2026)	WITH DATA (2016 - 2026)
10 YEARS	10 YEARS

A HUNGER HOTSPOT (2020 - 2026)
1 YEARS

People Facing high level of AFI by phase - Source: CH

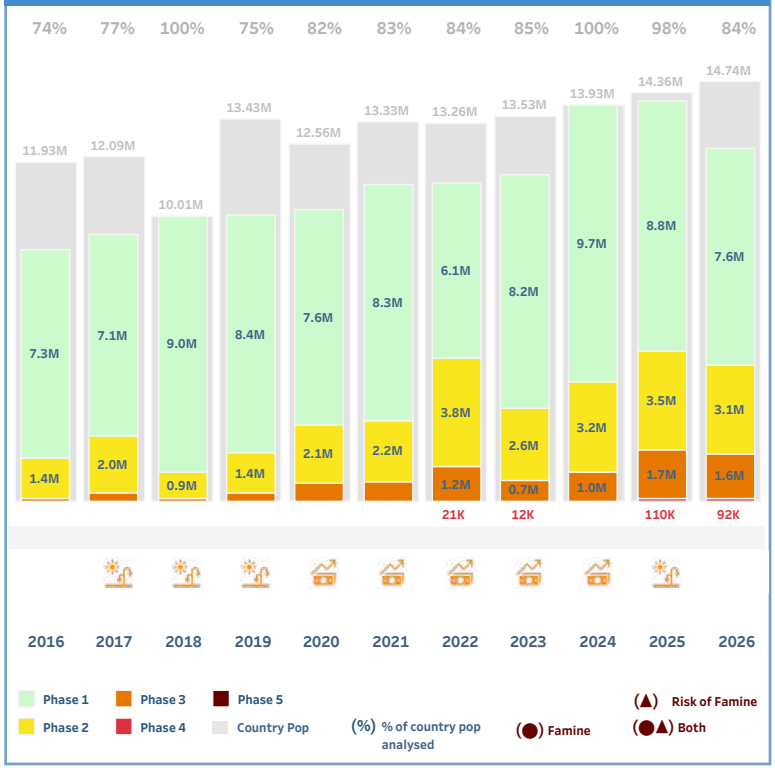

Acute malnutrition 2025

children < 5 years old

MAM SAM

Pregnant & breastfeeding women

Source:

Coverage: N/A

Severity: No nutrition crisis

Contributing Factors:

High Not High No Data

Displacement 2025

0.002M 0.002M Forcibly displaced people

Source: N/A Source: UNHCR

% of population analysed facing high levels of AFI

As of 31 August 2026

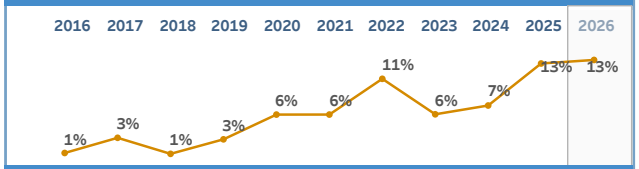

Funding (USD)**

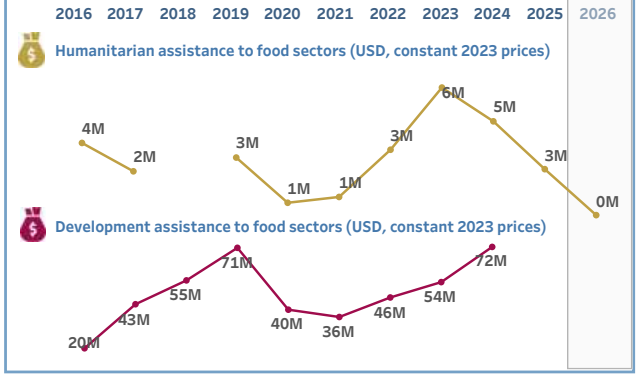

*Source: WFP and FAO. 2026. Hunger Hotspots analysis (June to November 2026). Rome. | **Source: GNAFC. Forthcoming. Financing Flows and Food Crises report: Analysis of humanitarian and development financing flows.

Country overview: HAITI

Haiti

Hunger Hotspot (June - Nov 2026)*

Very high concern

Widespread gang violence is driving further internal displacement and deteriorating humanitarian access, a trend expected to continue during the outlook period. The persistent economic crisis and forecast dry conditions, compounded by significant funding gaps, will further undermine access to and availability of food over the outlook period.

Disclaimer:

Drivers of Food insecurity 2025

Primary	Conflict/Insecurity
Secondary	Economic shocks
Tertiary	Weather extremes

Links:

- For AFI Analysis in 2025
- For AFI Analysis in 2026
- For Hunger Hotspot report
- For AMN Analysis in 2026

Highest Number of People Facing high level of AFI - Source IPC

2025	2026 (as of 31 August)
People in Phase 3+ Whole country: **5.7M** (51%) of pop analysed	People in Phase 3+ Whole country: **5.8M** (52%) of pop analysed
People in Phase 4: **2.10M**	People in Phase 4: **1.83M**
People in Phase 5: **8,400**	People in Phase 5

SELECTED IN GRFC (2016 - 2026)	WITH DATA (2016 - 2026)
10 YEARS	10 YEARS

A HUNGER HOTSPOT (2020 - 2026): **7** YEARS

Acute malnutrition 2025

0.29M children < 5 years old

MAM 0.16M SAM 0.13M

0.027M Pregnant & breastfeeding women

Source: HNRP 2025

Coverage: Whole country/territory

Severity: Nutrition concern

Contributing Factors:

High | Not High | No Data

People Facing high level of AFI by phase - Source: IPC

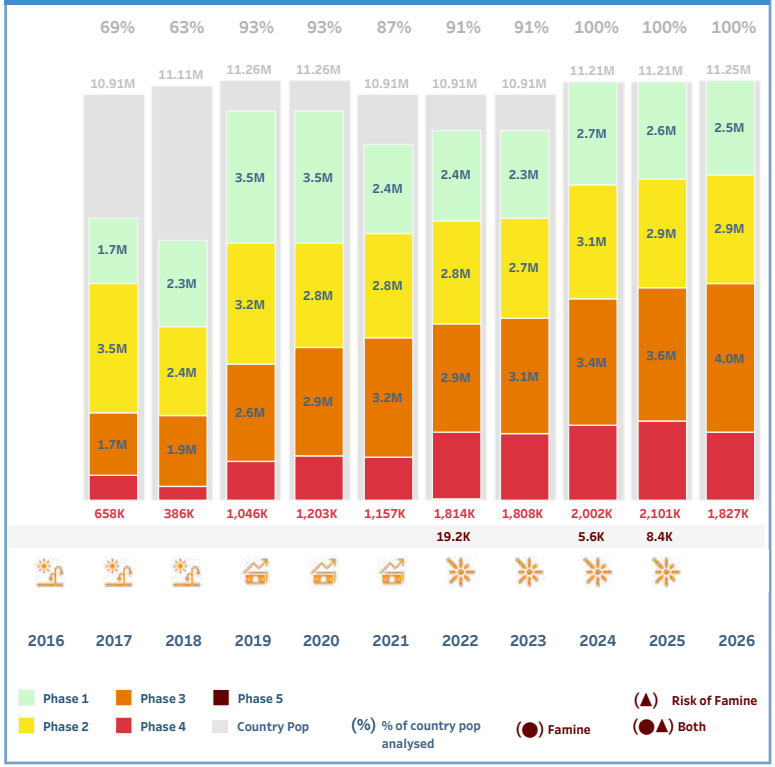

Displacement 2025

1.41M | **0.000M** | **1.412M** Forcibly displaced people

Source: IOM Source: N/A

% of population analysed facing high levels of AFI

As of 31 August 2026



Funding (USD)**

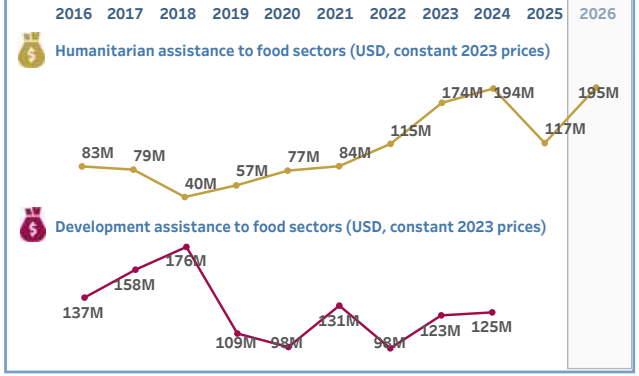

*Source: WFP and FAO. 2026. Hunger Hotspots analysis (June to November 2026). Rome. | **Source: GNAFC. Forthcoming. Financing Flows and Food Crises report: Analysis of humanitarian and development financing flows.

Country overview: HONDURAS

Honduras

Hunger Hotspot (June - Nov 2026)*

Situation requiring monitoring

Concerns are particularly high in the Dry Corridor, where recurrent droughts and reliance on rainfed agriculture increase vulnerability. There is an emerging risk of below-average rainfall during the primera season (May–August), linked to a likely transition towards El Niño conditions.

Disclaimer:

Drivers of Food insecurity 2025

Primary	Economic shocks
Secondary	Weather extremes
Tertiary	

Links:

- For AFI Analysis in 2025
- For AFI Analysis in 2026
- For Hunger Hotspot report
- For AMN Analysis in 2026

Highest Number of People Facing high level of AFI - Source IPC

2025	2026 (as of 31 August)
People in Phase 3+ Whole country	People in Phase 3+ Whole country
1.8M	1.8M
(18%)	(18%)
of pop analysed	of pop analysed
People in Phase 4	People in Phase 4
0.12M	0.09M
People in Phase 5	People in Phase 5

SELECTED IN GRFC (2016 - 2026)	WITH DATA (2016 - 2026)
10 YEARS	10 YEARS

A HUNGER HOTSPOT (2020 - 2026)

3 YEARS

Acute malnutrition 2025

children < 5 years old

MAM SAM

Pregnant & breastfeeding women

Source:

Coverage: N/A

Severity: No nutrition crisis

Contributing Factors:

High Not High No Data

People Facing high level of AFI by phase - Source: IPC

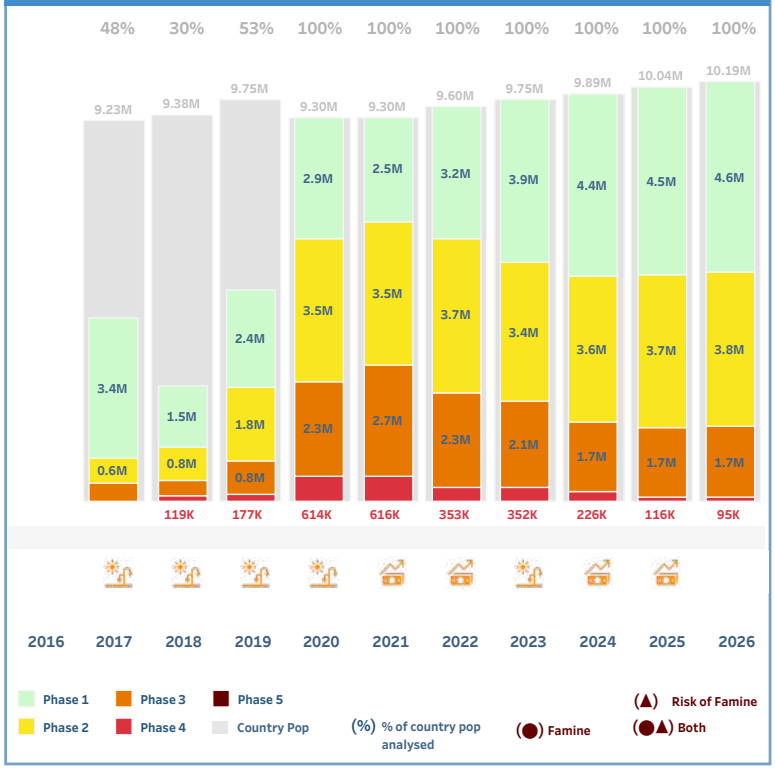

Displacement 2025

0.10M 0.001M 0.102M Forcibly displaced people

Source: IDMC - GRID Source: UNHCR

% of population analysed facing high levels of AFI

As of 31 August 2026

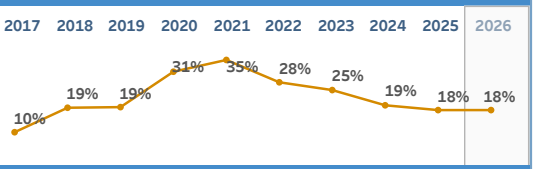

Funding (USD)**

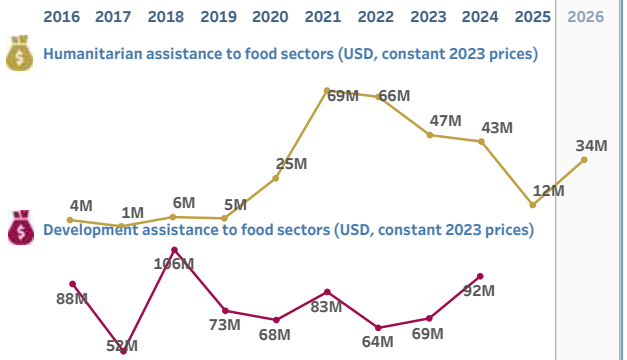

*Source: WFP and FAO. 2026. Hunger Hotspots analysis (June to November 2026). Rome. | **Source: GNAFC. Forthcoming. Financing Flows and Food Crises report: Analysis of humanitarian and development financing flows.

Country overview: KENYA

Kenya

Highest Number of People Facing high level of AFI - Source IPC

2025	2026 (as of 31 August)
People in Phase 3+ Residents in selected areas: 2.8M (17%) of pop analysed	People in Phase 3+ Refugees: 0.4M (58%); Residents in selec..: 3.7M (21%) of pop analysed
People in Phase 4: 0.29M	People in Phase 4: 0.73M
People in Phase 5	People in Phase 5

SELECTED IN GRFC (2016 - 2026): 10 YEARS

WITH DATA: 10 YEARS

A HUNGER HOTSPOT (2020 - 2026): 4 YEARS

Hunger Hotspot (June - Nov 2026)*

Not covered in the Hunger Hotspot report for Jun-Nov 2026

Drivers of Food insecurity 2025

Primary	Weather extremes
Secondary	Economic shocks
Tertiary	Conflict/Insecurity

Links:

- For AFI Analysis in 2025
- For AFI Analysis in 2026
- For Hunger Hotspot report
- For AMN Analysis in 2026

Acute malnutrition 2025

0.74M children < 5 years old

MAM 0.56M SAM 0.18M

0.109M Pregnant & breastfeeding women

Source: IPC AMN

Coverage: Residents

Severity: Severe Nutrition Crisis

Contributing Factors:

High | Not High | No Data

People Facing high level of AFI by phase - Source: IPC

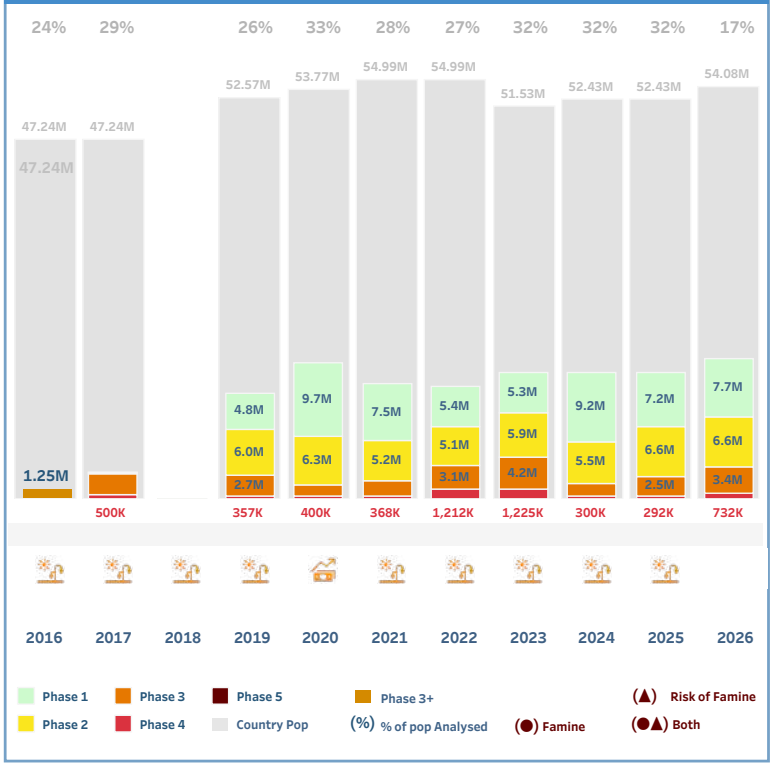

Displacement 2025

0.29M | 0.836M | 1.131M Forcibly displaced people

Source: IOM Source: UNHCR

% of population analysed facing high levels of AFI

As of 31 August 2026

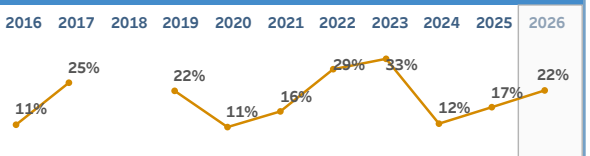

Funding (USD)**

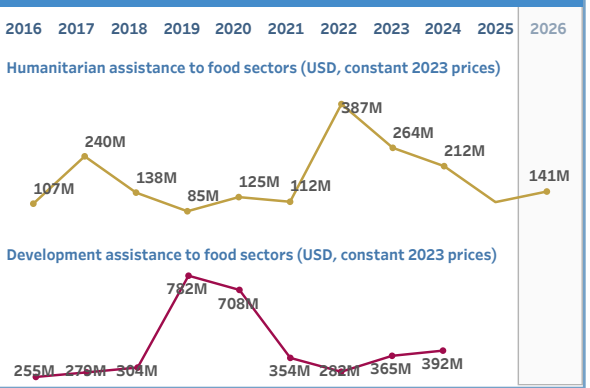

*Source: WFP and FAO. 2026. Hunger Hotspots analysis (June to November 2026). Rome. | **Source: GNAFC. Forthcoming. Financing Flows and Food Crises report: Analysis of humanitarian and development financing flows.

Country overview: LEBANON

Lebanon

Hunger Hotspot (June - Nov 2026)*

Hotspot

Acute food insecurity is expected to deteriorate in Lebanon, largely driven by conflict, displacement, localized market disruptions, economic deterioration, disruption to livelihoods and declining household purchasing power.

Disclaimer:

Drivers of Food insecurity 2025

Primary	Conflict/Insecurity
Secondary	Economic shocks
Tertiary	Weather extremes

Links:

- For AFI Analysis in 2025
- For AFI Analysis in 2026
- For Hunger Hotspot report
- For AMN Analysis in 2026

Highest Number of People Facing high level of AFI - Source IPC

2025	2026 (as of 31 August)
People in Phase 3+ Whole country	People in Phase 3+ Whole country
1.7M	1.2M
(30%)	(24%)
of pop analysed	of pop analysed
People in Phase 4	People in Phase 4
0.20M	0.10M
People in Phase 5	People in Phase 5

SELECTED IN GRFC WITH DATA (2016 - 2026)

9 YEARS | 8 YEARS

A HUNGER HOTSPOT (2020 - 2026)

6 YEARS

Acute malnutrition 2025

children < 5 years old

MAM SAM

Pregnant & breastfeeding women

Source:

Coverage: Whole country/territory

Severity: Nutrition concern

Contributing Factors:

High | Not High | No Data

People Facing high level of AFI by phase - Source: IPC

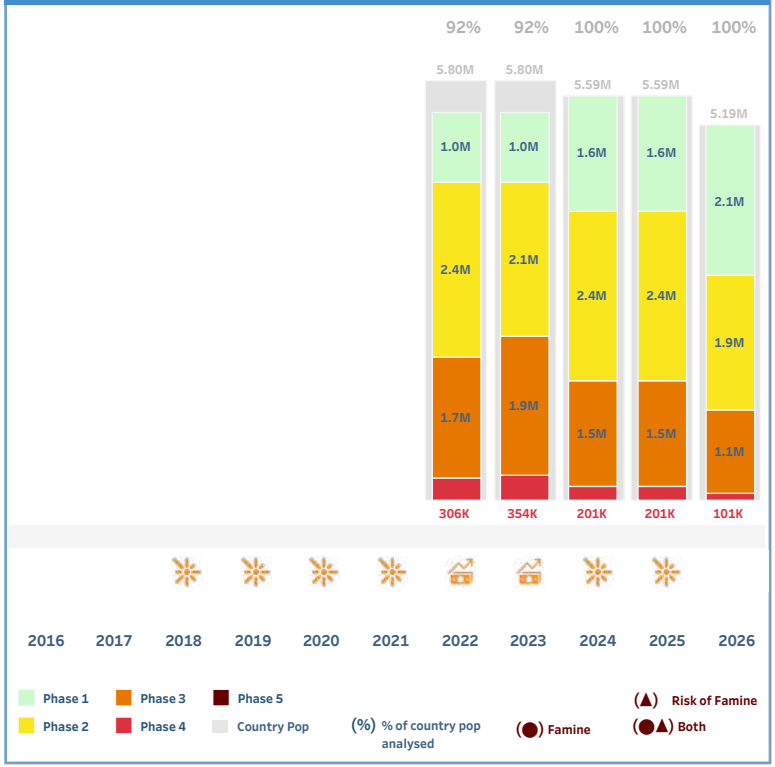

Displacement 2025

0.06M | 0.771M | 0.835M Forcibly displaced people

Source: IOM Source: UNHCR and UNRWA

% of population analysed facing high levels of AFI

As of 31 August 2026



Funding (USD)**

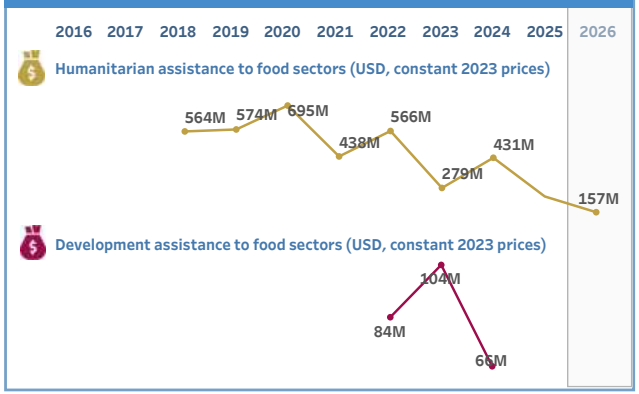

*Source: WFP and FAO. 2026. Hunger Hotspots analysis (June to November 2026). Rome. | **Source: GNAFC. Forthcoming. Financing Flows and Food Crises report: Analysis of humanitarian and development financing flows.

Country overview: LESOTHO

Lesotho

Hunger Hotspot (June - Nov 2026)*

Not covered in the Hunger Hotspot report for Jun-Nov 2026

Disclaimer:

Drivers of Food insecurity 2025

Primary	Weather extremes
Secondary	Economic shocks
Tertiary	

Links:

- For AFI Analysis in 2025
- For AFI Analysis in 2026
- For Hunger Hotspot report
- For AMN Analysis in 2026

Highest Number of People Facing high level of AFI - Source IPC

2025	2026 (as of 31 August)
People in Phase 3+ Rural areas	People in Phase 3+ Whole country
0.3M (22%) of pop analysed	0.3M (22%) of pop analysed
People in Phase 4	People in Phase 4
People in Phase 5	People in Phase 5

SELECTED IN GRFC (2016 - 2026)	WITH DATA (2016 - 2026)
10 YEARS	10 YEARS

A HUNGER HOTSPOT (2020 - 2026)

1 YEARS

Acute malnutrition 2025

children < 5 years old

MAM SAM

Pregnant & breastfeeding women

Source:

Coverage: N/A

Severity: No nutrition crisis

Contributing Factors:

High Not High No Data

People Facing high level of AFI by phase - Source: IPC

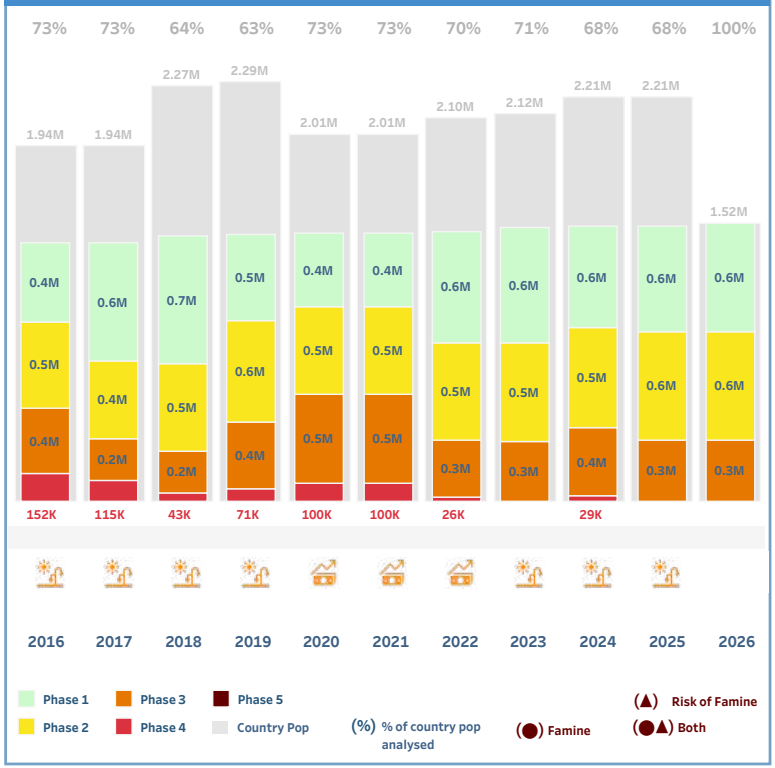

Displacement 2025

0.001M Source: UNHCR

0.001M Forcibly displaced people

Source: N/A

% of population analysed facing high levels of AFI As of 31 August 2026

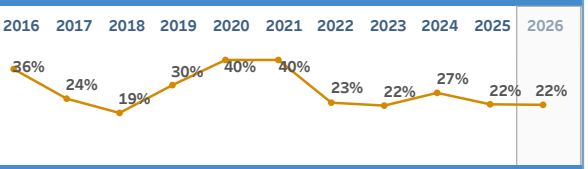

Funding (USD)**

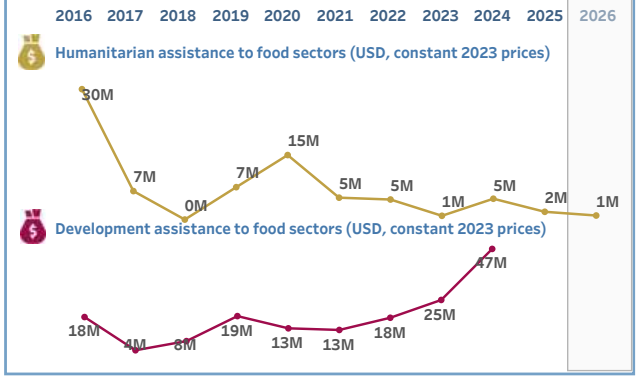

*Source: WFP and FAO. 2026. Hunger Hotspots analysis (June to November 2026). Rome. | **Source: GNAFC. Forthcoming. Financing Flows and Food Crises report: Analysis of humanitarian and development financing flows.

Country overview: LIBERIA

Liberia

Hunger Hotspot (June - Nov 2026)*

Not covered in the Hunger Hotspot report for Jun-Nov 2026

Disclaimer:

Drivers of Food insecurity 2025

Primary	Economic shocks
Secondary	Weather extremes
Tertiary	

Links:

- For AFI Analysis in 2025
- For AFI Analysis in 2026
- For Hunger Hotspot report
- For AMN Analysis in 2026

Highest Number of People Facing high level of AFI - Source CH

	2025	2026 (as of 31 August)
People in Phase 3+ Whole country	0.4M (7%) of pop analysed	0.5M (9%) of pop analysed
People in Phase 4		0.00M
People in Phase 5		

SELECTED IN GRFC (2016 - 2026)	WITH DATA
10 YEARS	10 YEARS

A HUNGER HOTSPOT (2020 - 2026)

2 YEARS

Acute malnutrition 2025

children < 5 years old

MAM SAM

Pregnant & breastfeeding women

Source:

Coverage: N/A

Severity: No nutrition crisis

Contributing Factors:

High Not High No Data

People Facing high level of AFI by phase - Source: CH

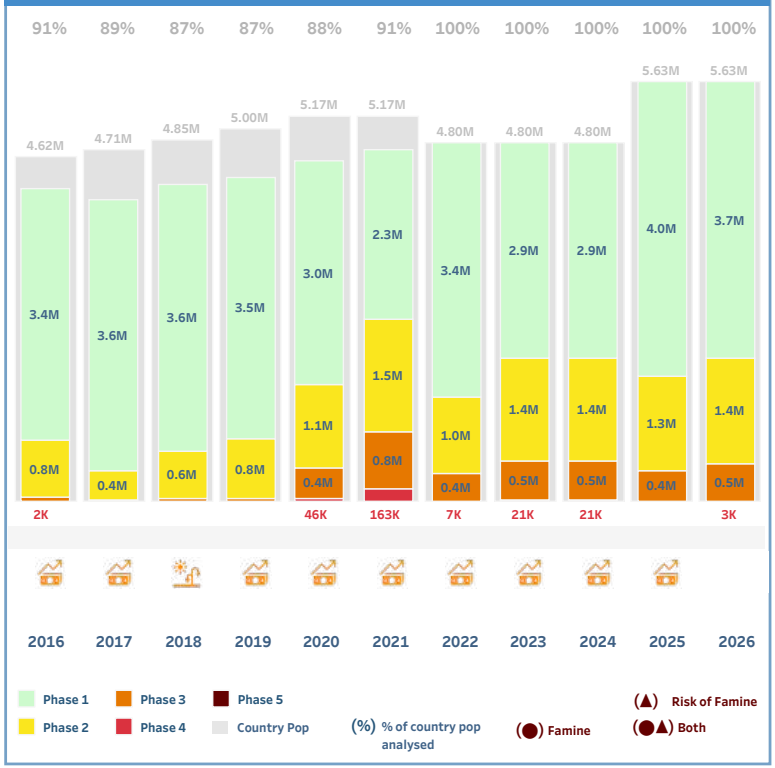

Displacement 2025

0.002M 0.002M Forcibly displaced people

Source: N/A Source: UNHCR

% of population analysed facing high levels of AFI As of 31 August 2026

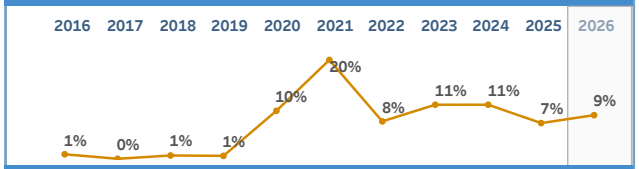

Funding (USD)**

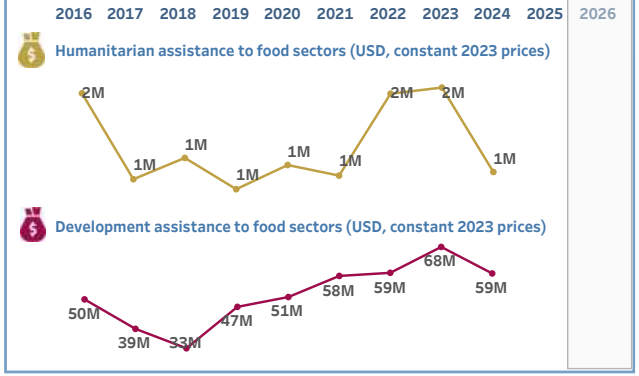

*Source: WFP and FAO. 2026. Hunger Hotspots analysis (June to November 2026). Rome. | **Source: GNAFC. Forthcoming. Financing Flows and Food Crises report: Analysis of humanitarian and development financing flows.

Country overview: MADAGASCAR

Madagascar

Hunger Hotspot (June - Nov 2026)*

Hotspot

Acute food insecurity in Madagascar is expected to worsen during the outlook period compared with the corresponding period in 2025, with weather shocks representing the main risk factor.

Disclaimer:

Drivers of Food insecurity 2025

Primary	Weather extremes
Secondary	Economic shocks
Tertiary	

Links:

- For AFI Analysis in 2025
- For AFI Analysis in 2026
- For Hunger Hotspot report
- For AMN Analysis in 2026

Highest Number of People Facing high level of AFI - Source IPC

	2025	2026 (as of 31 August)
People in Phase 3+	Residents in selected areas 1.9M (18%) of pop analysed	Whole country 3.7M (11%) of pop analysed
People in Phase 4		0.43M
People in Phase 5		

SELECTED IN GRFC (2016 - 2026)	WITH DATA (2016 - 2026)
10 YEARS	10 YEARS

A HUNGER HOTSPOT (2020 - 2026)
3 YEARS

Acute malnutrition 2026

0.50M children < 5 years old

MAM 0.42M SAM 0.08M

0.021M Pregnant & breastfeeding women

Source: IPC AMN

Coverage: Residents

Severity: Moderate Nutrition Crisis

Contributing Factors:

High | Not High | No Data

People Facing high level of AFI by phase - Source: IPC

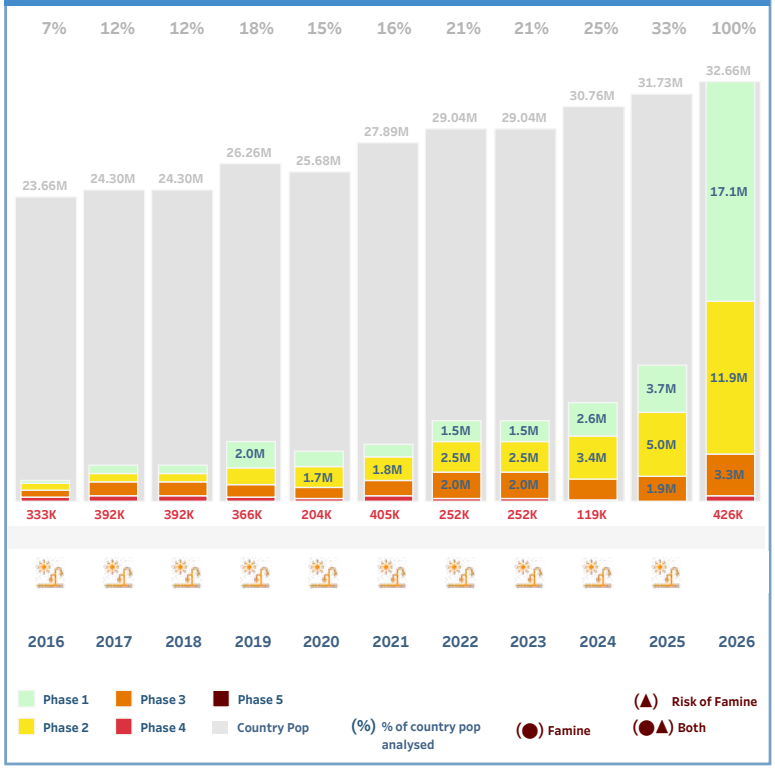

Displacement 2025

0.01M 0.001M 0.013M Forcibly displaced people

Source: IOM Source: UNHCR

% of population analysed facing high levels of AFI

As of 31 August 2026

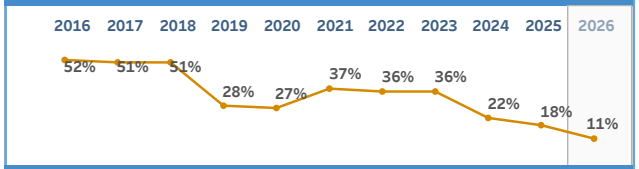

Funding (USD)**

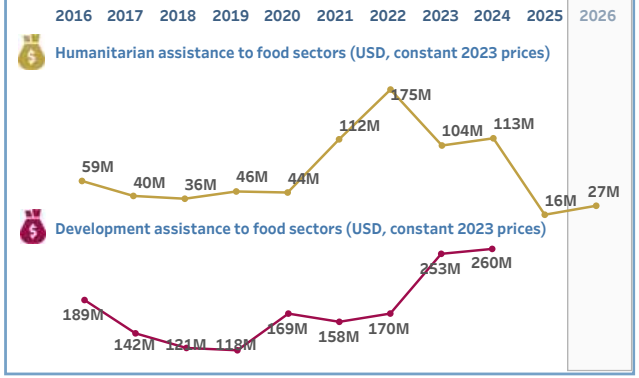

*Source: WFP and FAO. 2026. Hunger Hotspots analysis (June to November 2026). Rome. | **Source: GNAFC. Forthcoming. Financing Flows and Food Crises report: Analysis of humanitarian and development financing flows.

Country overview: MALAWI

Malawi

Hunger Hotspot (June - Nov 2026)*

Not covered in the Hunger Hotspot report for Jun-Nov 2026

Disclaimer:

Drivers of Food insecurity 2025

Primary	Weather extremes
Secondary	Economic shocks
Tertiary	

Links:

- For AFI Analysis in 2025
- For AFI Analysis in 2026
- For Hunger Hotspot report
- For AMN Analysis in 2026

Highest Number of People Facing high level of AFI - Source IPC

2025	2026 (as of 31 August)
People in Phase 3+ Whole country	People in Phase 3+ Whole country
6.2M	4.0M
(31%)	(22%)
of pop analysed	of pop analysed
People in Phase 4	People in Phase 4
0.42M	0.01M
People in Phase 5	People in Phase 5

SELECTED IN GRFC (2016 - 2026)	WITH DATA (2016 - 2026)
10 YEARS	10 YEARS

A HUNGER HOTSPOT (2020 - 2026)

3 YEARS

Acute malnutrition 2025

children < 5 years old

MAM SAM

Pregnant & breastfeeding women

Source:

Coverage: N/A

Severity: No nutrition crisis

Contributing Factors:

High Not High No Data

People Facing high level of AFI by phase - Source: IPC

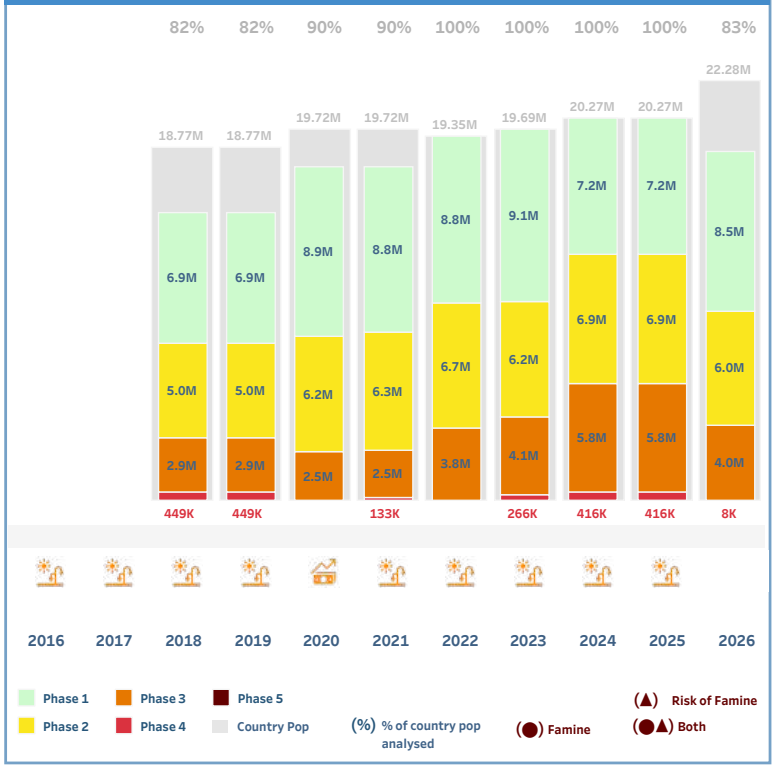

Displacement 2025

0.14M 0.060M **0.200M** Forcibly displaced people

Source: IOM Source: UNHCR

% of population analysed facing high levels of AFI As of 31 August 2026

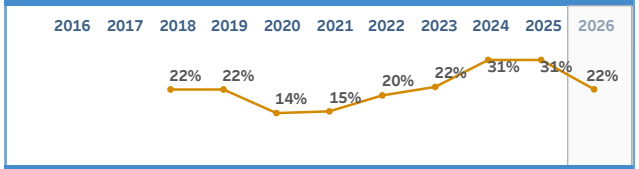

Funding (USD)**

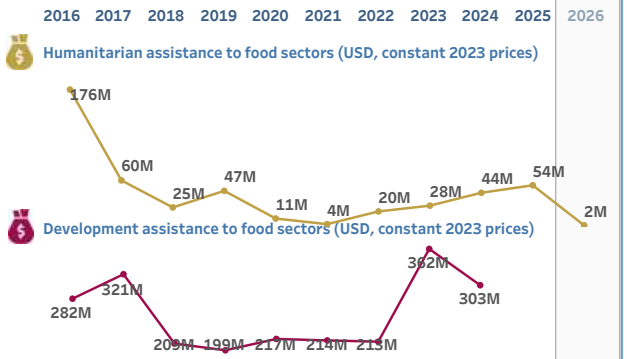

*Source: WFP and FAO. 2026. Hunger Hotspots analysis (June to November 2026). Rome. | **Source: GNAFC. Forthcoming. Financing Flows and Food Crises report: Analysis of humanitarian and development financing flows.

Country overview: MALI

Mali

Hunger Hotspot (June - Nov 2026)*

Hotspot

Acute food insecurity is expected to remain widespread during the June-August 2026 lean season, driven mainly by the continued expansion of non-state armed groups. Escalating violence is expected to disrupt livelihoods, trade and market functioning, while macroeconomic challenges and severely constrained humanitarian access further intensify acute food insecurity.

Disclaimer:

Drivers of Food insecurity 2025

Primary	Conflict/Insecurity
Secondary	Economic shocks
Tertiary	Weather extremes

Links:

- For AFI Analysis in 2025
- For AFI Analysis in 2026
- For Hunger Hotspot report
- For AMN Analysis in 2026

Highest Number of People Facing high level of AFI - Source CH

2025	2026 (as of 31 August)
People in Phase 3+ Whole country: 1.5M (6%) of pop analysed	People in Phase 3+ Whole country: 1.6M (6%) of pop analysed
People in Phase 4: 0.06M	People in Phase 4: 0.06M
People in Phase 5: 2,600	People in Phase 5

SELECTED IN GRFC (2016 - 2026)	WITH DATA (2016 - 2026)
10 YEARS	10 YEARS

A HUNGER HOTSPOT (2020 - 2026): 6 YEARS

Acute malnutrition 2026

1.12M children < 5 years old

MAM 0.89M SAM 0.23M

0.091M Pregnant & breastfeeding women

Source: IPC AMN

Coverage: Whole country/territory

Severity: Severe Nutrition Crisis

Contributing Factors:

High | Not High | No Data

People Facing high level of AFI by phase - Source: CH

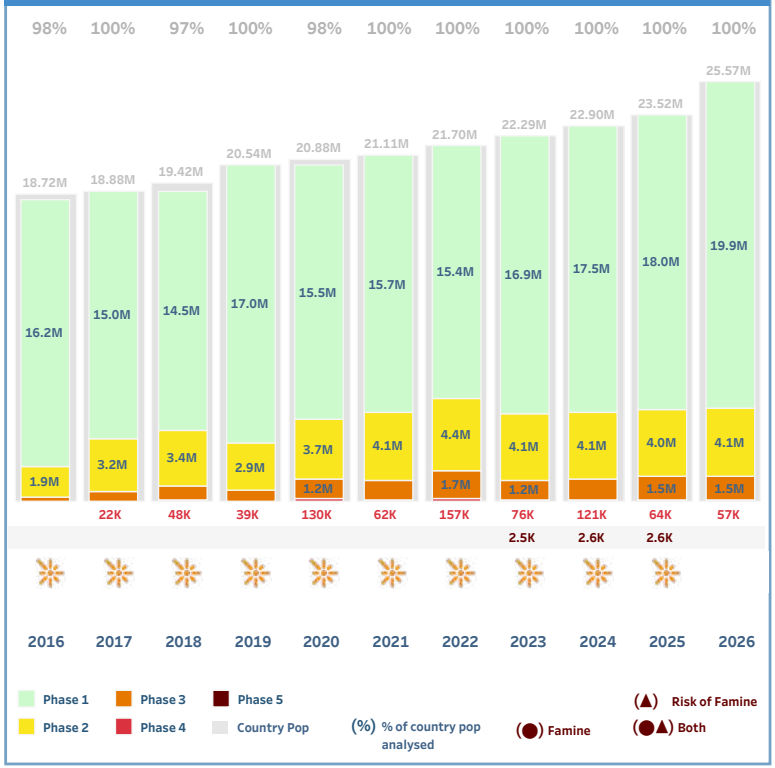

Displacement 2025

0.41M 0.287M 0.702M Forcibly displaced people

Source: IOM Source: UNHCR

% of population analysed facing high levels of AFI

As of 31 August 2026

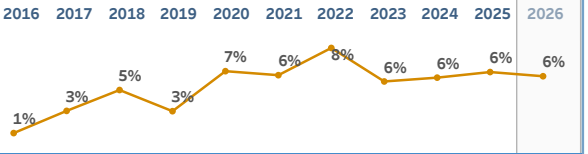

Funding (USD)**

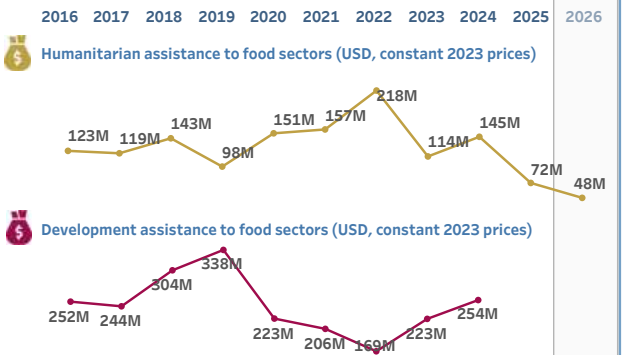

*Source: WFP and FAO. 2026. Hunger Hotspots analysis (June to November 2026). Rome. | **Source: GNAFC. Forthcoming. Financing Flows and Food Crises report: Analysis of humanitarian and development financing flows.

Country overview: MAURITANIA

Mauritania

Hunger Hotspot (June - Nov 2026)*

Not covered in the Hunger Hotspot report for Jun-Nov 2026

Disclaimer:

Drivers of Food insecurity 2025

Primary: Economic shocks

Secondary:

Tertiary:

Links:

- For AFI Analysis in 2025
- For AFI Analysis in 2026
- For Hunger Hotspot report
- For AMN Analysis in 2026

Highest Number of People Facing high level of AFI - Source CH

2025	2026 (as of 31 August)
People in Phase 3+	People in Phase 3+
Refugees: 0.0M (18%)	Refugees: 0.1M (40%)
Residents: 0.6M (12%)	Residents: 0.5M (9%)
of pop analysed	of pop analysed
People in Phase 4: 0.02M	People in Phase 4: 0.05M
People in Phase 5	People in Phase 5

SELECTED IN GRFC (2016 - 2026)	WITH DATA (2016 - 2026)
10 YEARS	10 YEARS

A HUNGER HOTSPOT (2020 - 2026): 1 YEARS

Acute malnutrition 2025

0.18M children < 5 years old

MAM 0.14M SAM 0.04M

0.071M Pregnant & breastfeeding women

Source: IPC AMN

Coverage: Whole country/territory

Severity: Moderate Nutrition Crisis

Contributing Factors:

High | Not High | No Data

People Facing high level of AFI by phase - Source: CH

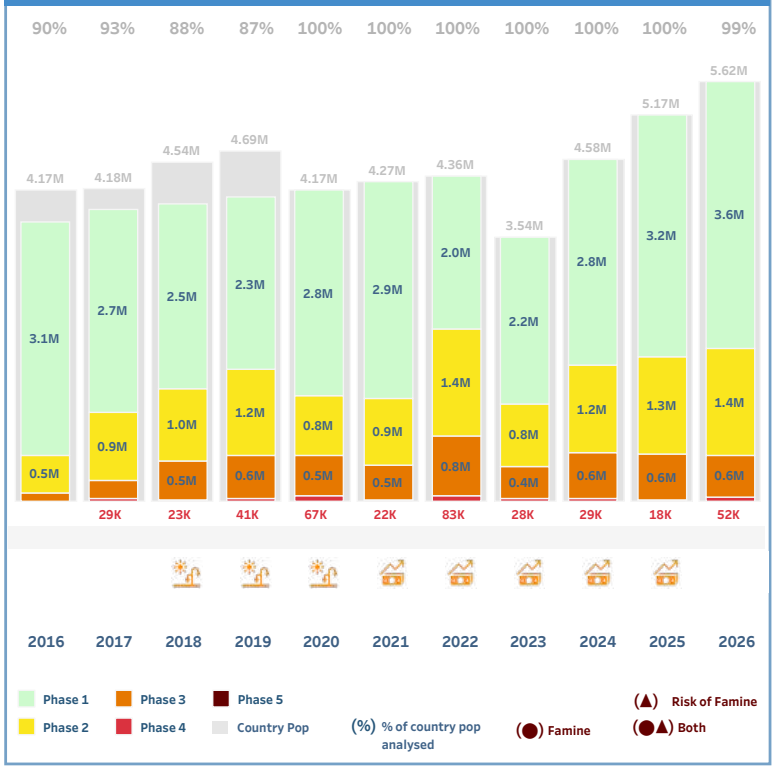

Displacement 2025

0.309M 0.309M Forcibly displaced people

Source: N/A Source: UNHCR

% of population analysed facing high levels of AFI

As of 31 August 2026

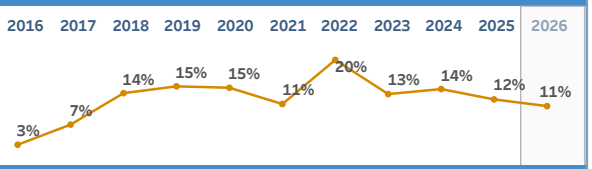

Funding (USD)**

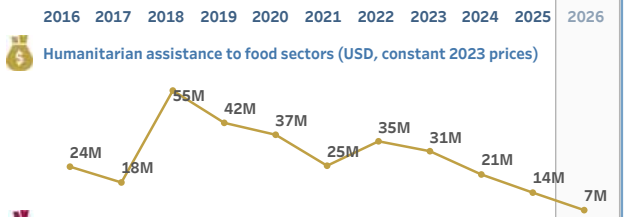

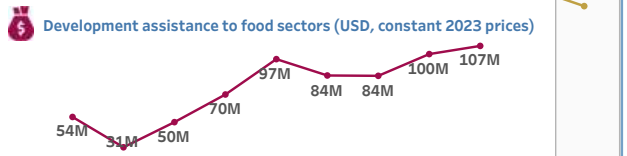

*Source: WFP and FAO. 2026. Hunger Hotspots analysis (June to November 2026). Rome. | **Source: GNAFC. Forthcoming. Financing Flows and Food Crises report: Analysis of humanitarian and development financing flows.

Country overview: MOZAMBIQUE

Mozambique

Hunger Hotspot (June - Nov 2026)*

Not covered in the Hunger Hotspot report for Jun-Nov 2026

Disclaimer:

Drivers of Food insecurity 2025

Primary	Weather extremes
Secondary	Conflict/Insecurity
Tertiary	Economic shocks

Links:

- For AFI Analysis in 2025
- For AFI Analysis in 2026
- For Hunger Hotspot report
- For AMN Analysis in 2026

Highest Number of People Facing high level of AFI - Source IPC

2025	2026 (as of 31 August)
People in Phase 3+ Residents in selected areas	People in Phase 3+ Residents in selected areas
4.9M (24%) of pop analysed	3.5M (18%) of pop analysed
People in Phase 4	People in Phase 4
0.91M	0.28M
People in Phase 5	People in Phase 5

SELECTED IN GRFC (2016 - 2026)	WITH DATA (2016 - 2026)
10 YEARS	10 YEARS

A HUNGER HOTSPOT (2020 - 2026)

4 YEARS

Acute malnutrition 2026

0.07M children < 5 years old

MAM 0.06M SAM 0.01M

0.019M Pregnant & breastfeeding women

Source: IPC AMN

Coverage: Residents

Severity: Moderate Nutrition Crisis

Contributing Factors:

High | Not High | No Data

People Facing high level of AFI by phase - Source: IPC

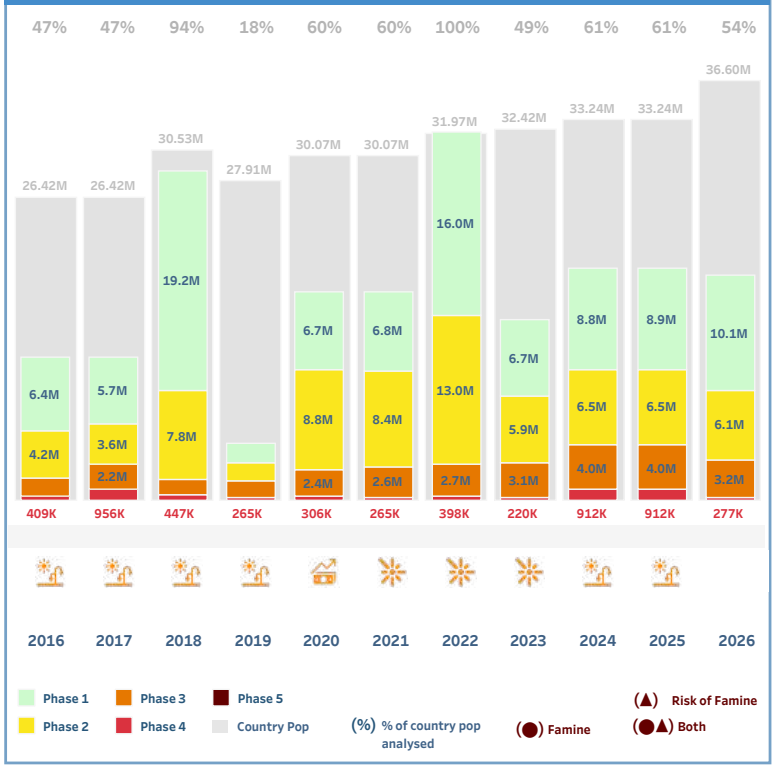

Displacement 2025

0.61M 0.024M 0.633M Forcibly displaced people

Source: IOM Source: UNHCR

% of population analysed facing high levels of AFI

As of 31 August 2026

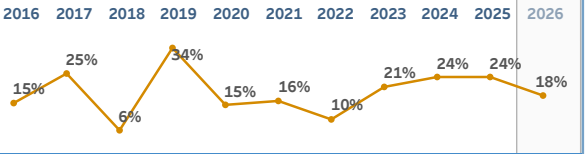

Funding (USD)**

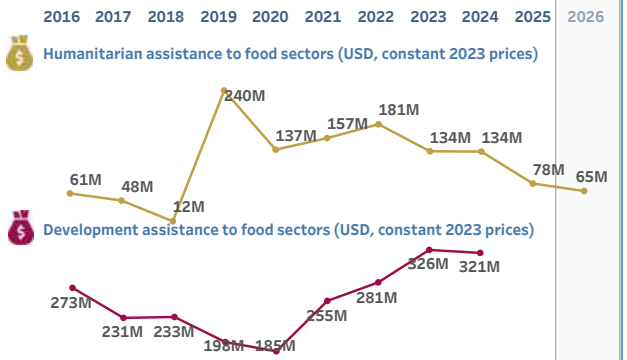

*Source: WFP and FAO. 2026. Hunger Hotspots analysis (June to November 2026). Rome. | **Source: GNAFC. Forthcoming. Financing Flows and Food Crises report: Analysis of humanitarian and development financing flows.

Country overview: MYANMAR

Myanmar

Hunger Hotspot (June - Nov 2026)*

Hotspot

The combined effects of conflict and economic challenges, compounded by extreme access constraints and funding shortfalls, are expected to continue driving high levels of acute food insecurity across the country and critical levels of acute malnutrition in selected townships.

Disclaimer:

Drivers of Food insecurity 2025

Primary	Conflict/Insecurity
Secondary	Economic shocks
Tertiary	Weather extremes

Links:

- For AFI Analysis in 2025
- For AFI Analysis in 2026
- For Hunger Hotspot report
- For AMN Analysis in 2026

Highest Number of People Facing high level of AFI - Source : HNRP

2025	2026 (as of 31 August)
People in Phase 3+ Whole country: 16.7M (29%) of pop analysed	People in Phase 3+ Whole country: 12.4M (23%) of pop analysed
People in Phase 4: 2.79M	People in Phase 4: 0.96M
People in Phase 5	People in Phase 5

SELECTED IN GRFC WITH DATA (2016 - 2026)

10 YEARS | 8 YEARS

A HUNGER HOTSPOT (2020 - 2026)

6 YEARS

Acute malnutrition 2025

0.54M children < 5 years old

MAM 0.45M SAM 0.09M

0.217M Pregnant & breastfeeding women

Source: Nutrition Cluster

Coverage: Whole country/territory

Severity: Very Severe Nutrition Crisis

Contributing Factors:

High | Not High | No Data

People Facing high level of AFI by phase - Source: HNRP

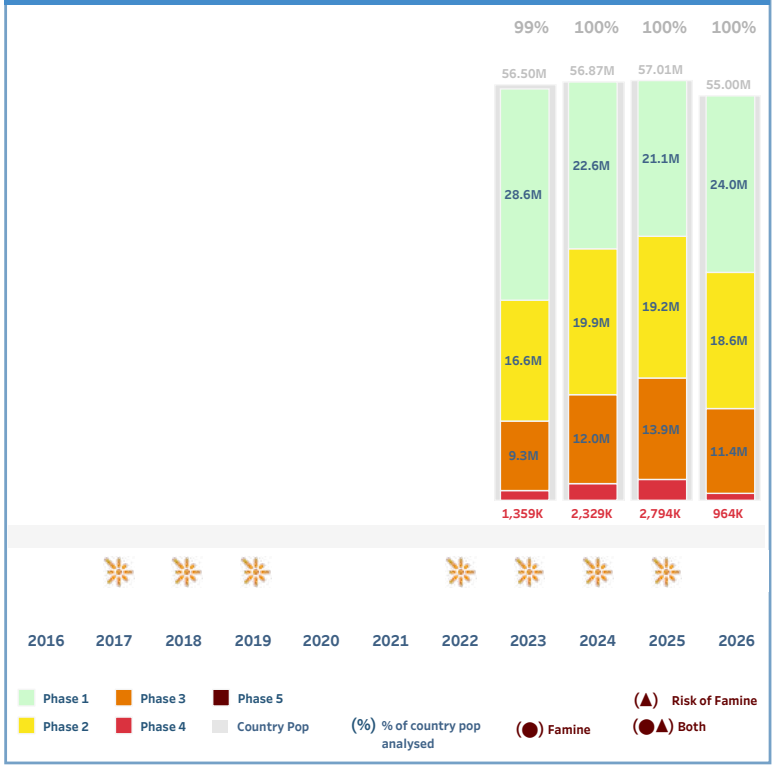

Displacement 2025

3.68M | 0.000M | 3.683M Forcibly displaced people

Source: IOM Source: N/A

% of population analysed facing high levels of AFI

As of 31 August 2026

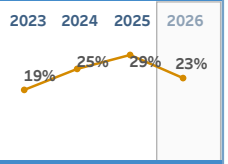

Funding (USD)**

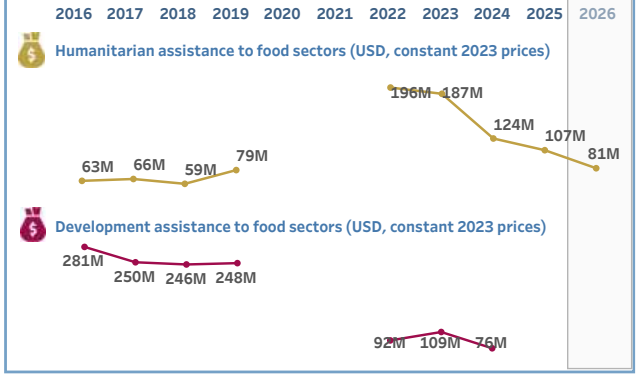

*Source: WFP and FAO. 2026. Hunger Hotspots analysis (June to November 2026). Rome. | **Source: GNAFC. Forthcoming. Financing Flows and Food Crises report: Analysis of humanitarian and development financing flows.

Country overview: NAMIBIA

Namibia

Hunger Hotspot (June - Nov 2026)*

Not covered in the Hunger Hotspot report for Jun-Nov 2026

Disclaimer:

Drivers of Food insecurity 2025

Primary	Weather extremes
Secondary	Economic shocks
Tertiary	

Links:

- For AFI Analysis in 2025
- For AFI Analysis in 2026
- For Hunger Hotspot report
- For AMN Analysis in 2026

Highest Number of People Facing high level of AFI - Source IPC

2025	2026 (as of 31 August)
People in Phase 3+ Whole country: 1.3M (42%) of pop analysed	People in Phase 3+ Whole country: 0.6M (20%) of pop analysed
People in Phase 4: 0.10M	People in Phase 4
People in Phase 5	People in Phase 5

SELECTED IN GRFC (2016 - 2026)	WITH DATA (2016 - 2026)
9 YEARS	9 YEARS

A HUNGER HOTSPOT (2020 - 2026)
1 YEARS

Acute malnutrition 2025

children < 5 years old

MAM

SAM

Pregnant & breastfeeding women

Source:

Coverage: N/A

Severity: No nutrition crisis

Contributing Factors:

High | Not High | No Data

People Facing high level of AFI by phase - Source: IPC

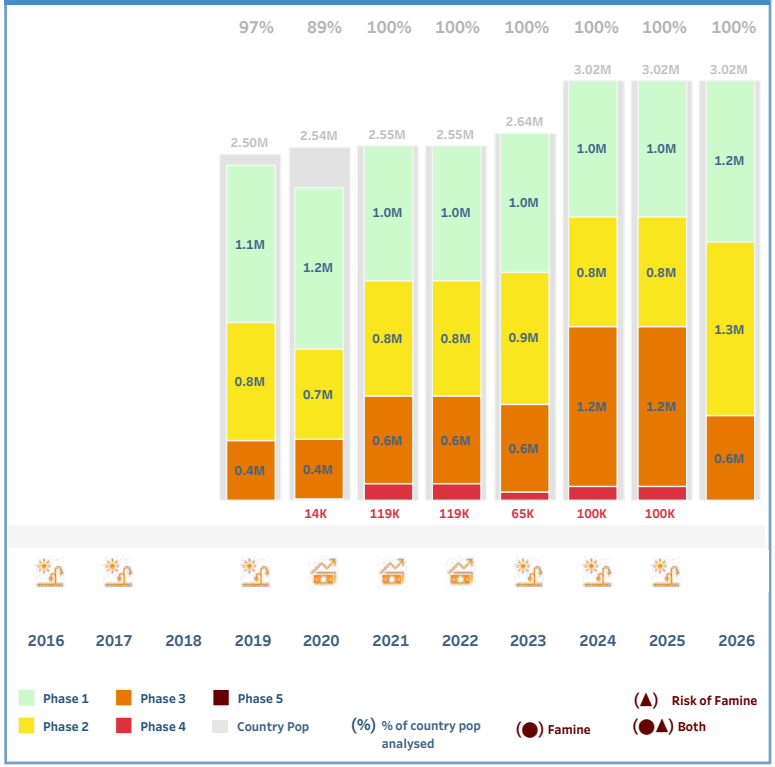

Displacement 2025

0.007M Source: UNHCR

0.007M Forcibly displaced people

Source: N/A

% of population analysed facing high levels of AFI

As of 31 August 2026

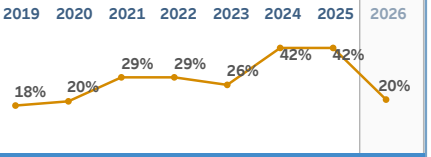

Funding (USD)**

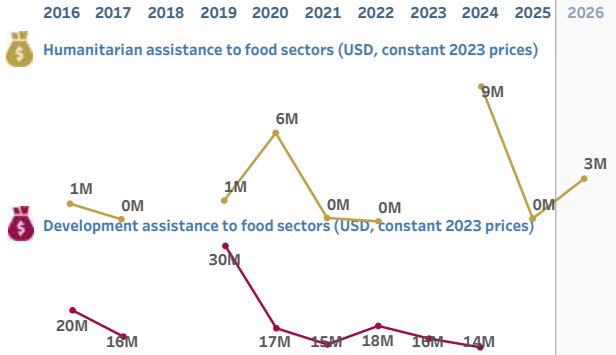

*Source: WFP and FAO. 2026. Hunger Hotspots analysis (June to November 2026). Rome. | **Source: GNAFC. Forthcoming. Financing Flows and Food Crises report: Analysis of humanitarian and development financing flows.

Country overview: NIGER

Niger

Hunger Hotspot (June - Nov 2026)*

Situation requiring monitoring

Continued insecurity in Tillabéry, Diffa, Tahoua and Dosso regions is driving displacement and disrupting livelihoods, food production and market access. Macroeconomic pressures linked to the ongoing Middle East crisis are meanwhile expected to raise fuel, transport and fertilizer prices, potentially reducing cultivated areas and further affecting agricultural production and household incomes.

Disclaimer:

Drivers of Food insecurity 2025

Primary	Conflict/Insecurity
Secondary	Weather extremes
Tertiary	Economic shocks

Links:

- For AFI Analysis in 2025
- For AFI Analysis in 2026
- For Hunger Hotspot report
- For AMN Analysis in 2026

Highest Number of People Facing high level of AFI - Source CH

2025	2026 (as of 31 August)
People in Phase 3+ Whole country	People in Phase 3+ Whole country
2.2M (8%) of pop analysed	2.4M (9%) of pop analysed
People in Phase 4: 0.12M	People in Phase 4: 0.02M
People in Phase 5	People in Phase 5

SELECTED IN GRFC (2016 - 2026)	WITH DATA (2016 - 2026)
10 YEARS	10 YEARS

A HUNGER HOTSPOT (2020 - 2026): 4 YEARS

Acute malnutrition 2025

1.60M children < 5 years old

MAM 1.19M SAM 0.41M

0.307M Pregnant & breastfeeding women

Source: IPC AMN

Coverage: Residents

Severity: Severe Nutrition Crisis

Contributing Factors:

High | Not High | No Data

People Facing high level of AFI by phase - Source: CH

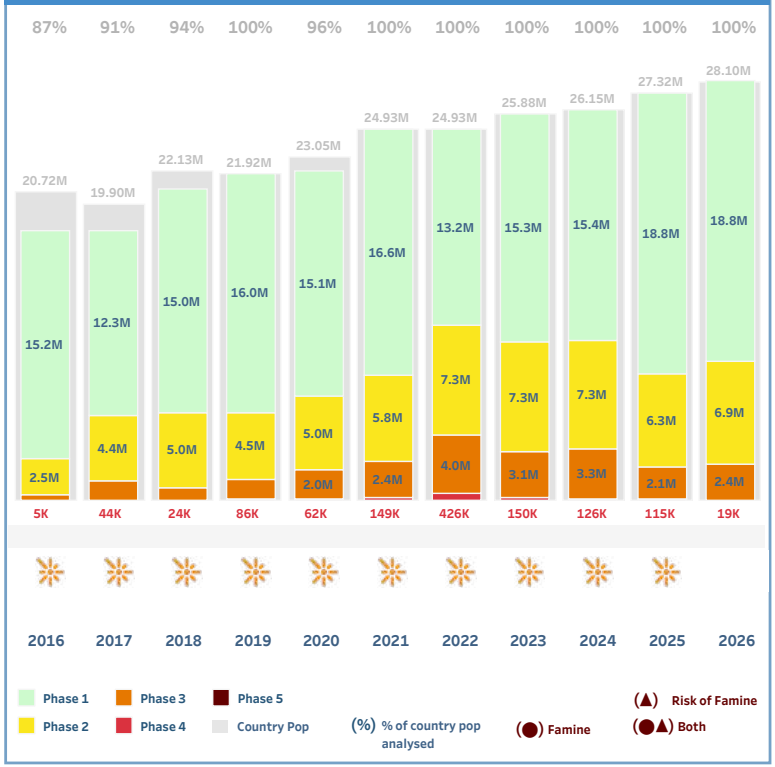

Displacement 2025

0.40M 0.436M 0.840M Forcibly displaced people

Source: IOM Source: UNHCR

% of population analysed facing high levels of AFI

As of 31 August 2026

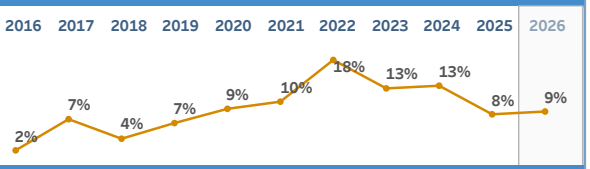

Funding (USD)**

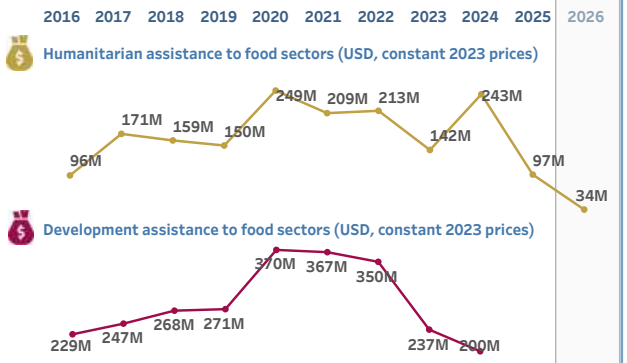

*Source: WFP and FAO. 2026. Hunger Hotspots analysis (June to November 2026). Rome. | **Source: GNAFC. Forthcoming. Financing Flows and Food Crises report: Analysis of humanitarian and development financing flows.

Country overview: NIGERIA

Nigeria

Hunger Hotspot (June - Nov 2026)*

Highest concern

Acute food insecurity conditions are expected to deteriorate further during the outlook period, driven by conflict, worsening macroeconomic conditions amplified by the Middle East conflict, and climate shocks affecting production and market access.

Disclaimer:

Drivers of Food insecurity 2025

Primary	Conflict/Insecurity
Secondary	Economic shocks
Tertiary	Weather extremes

Links:

- For AFI Analysis in 2025
- For AFI Analysis in 2026
- For Hunger Hotspot report
- For AMN Analysis in 2026

Highest Number of People Facing high level of AFI - Source CH

2025	2026 (as of 31 August)
People in Phase 3+ Residents in selected areas: 30.6M (15%) of pop analysed	People in Phase 3+ Residents in selected areas: 36.3M (17%) of pop analysed
People in Phase 4: 1.18M	People in Phase 4: 2.07M
People in Phase 5	People in Phase 5: 10,300

SELECTED IN GRFC (2016 - 2026)	WITH DATA (2016 - 2026)
10 YEARS	10 YEARS

A HUNGER HOTSPOT (2020 - 2026): 7 YEARS

Acute malnutrition 2025

6.44M children < 5 years old

MAM 4.42M SAM 2.02M

0.785M Pregnant & breastfeeding women

Source: IPC AMN

Coverage: Residents

Severity: Severe Nutrition Crisis

Contributing Factors:

High | Not High | No Data

People Facing high level of AFI by phase - Source: CH

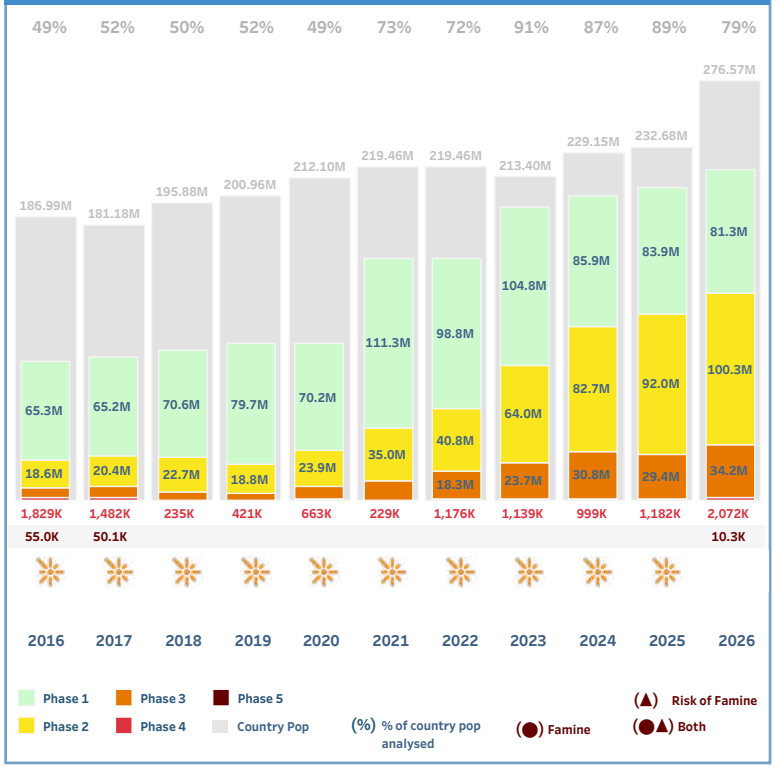

Displacement 2025

3.71M 0.142M 3.853M Forcibly displaced people

Source: IOM Source: UNHCR

% of population analysed facing high levels of AFI

As of 31 August 2026

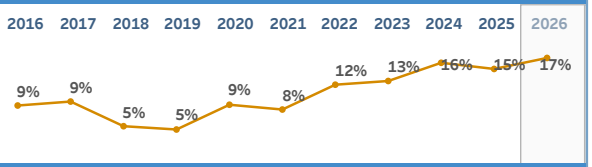

Funding (USD)**

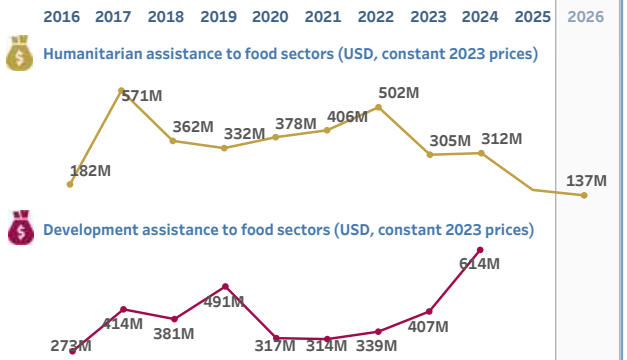

*Source: WFP and FAO. 2026. Hunger Hotspots analysis (June to November 2026). Rome. | **Source: GNAFC. Forthcoming. Financing Flows and Food Crises report: Analysis of humanitarian and development financing flows.

Country overview: PAKISTAN

Pakistan

Highest Number of People Facing high level of AFI - Source IPC

2025	2026 (as of 31 August)
People in Phase 3+ Residents in selected areas	People in Phase 3+ Residents in selected areas
11.0M (22%) of pop analysed	10.6M (20%) of pop analysed
People in Phase 4: 1.71M	People in Phase 4: 1.39M
People in Phase 5	People in Phase 5

SELECTED IN GRFC WITH DATA (2016 - 2026)

10 YEARS | 9 YEARS

A HUNGER HOTSPOT (2020 - 2026)

2 YEARS

Acute malnutrition 2026

2.71M children < 5 years old

MAM 2.01M SAM 0.71M

0.232M Pregnant & breastfeeding women

Source: UNICEF

Coverage: Residents

Severity: Severe Nutrition Crisis

Contributing Factors:

High | Not High | No Data

Hunger Hotspot (June - Nov 2026)*

Situation requiring monitoring

Acute food insecurity remains concerning across Balochistan, Sindh, Punjab and Khyber Pakhtunkhwa, driven by lingering 2025 flood impacts, forecast dry conditions and conflict. The Middle East conflict is likely to strain food access, further weakening the 2026 economic growth outlook despite financial support from the IMF.

Disclaimer:

Drivers of Food insecurity 2025

Primary	Weather extremes
Secondary	Economic shocks
Tertiary	

Links:

- For AFI Analysis in 2025
- For AFI Analysis in 2026
- For Hunger Hotspot report
- For AMN Analysis in 2026

People Facing high level of AFI by phase - Source: IPC

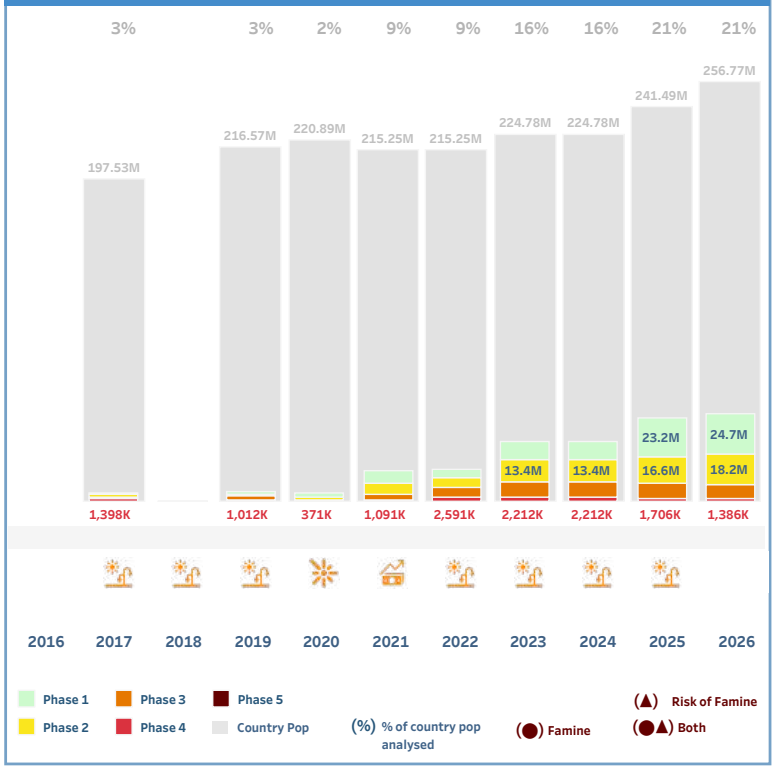

Displacement 2025

0.52M | 1.419M | 1.942M Forcibly displaced people

Source: IOM Source: UNHCR

% of population analysed facing high levels of AFI

As of 31 August 2026

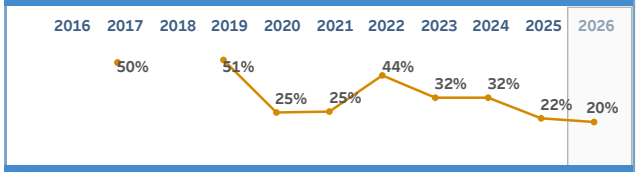

Funding (USD)**

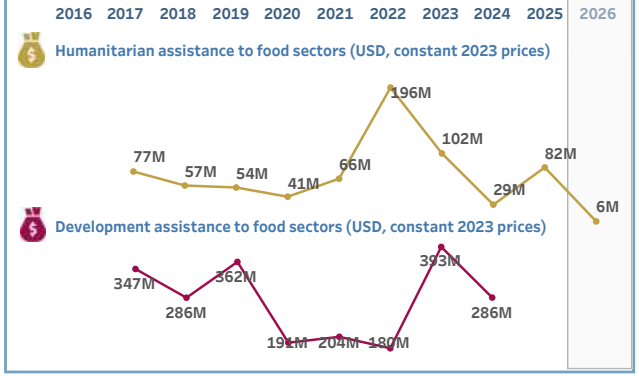

*Source: WFP and FAO. 2026. Hunger Hotspots analysis (June to November 2026). Rome. | **Source: GNAFC. Forthcoming. Financing Flows and Food Crises report: Analysis of humanitarian and development financing flows.

Country overview: PALESTINE

Palestine

Hunger Hotspot (June - Nov 2026)*

Highest concern

In the Gaza Strip, the acute food insecurity situation has improved since the October 2025 ceasefire, although it remains fragile amid a low-intensity continuation of the conflict. The population remains dependent on food aid, and improvements are contingent on safe, stable and unhindered humanitarian and commercial flows.

Disclaimer:

Drivers of Food insecurity 2025

Primary	Conflict/Insecurity
Secondary	Economic shocks
Tertiary	

Links:

- For AFI Analysis in 2025
- For AFI Analysis in 2026
- For Hunger Hotspot report
- For AMN Analysis in 2026

Highest Number of People Facing high level of AFI - Source Flash Appeal IPC

2025	2026 (as of 31 August)
People in Phase 3+	People in Phase 3+
Gaza Strip: 2.0M (100%) of pop analysed	Gaza Strip: 1.6M (77%) of pop analysed
West Bank: 0.9M (26%)	
People in Phase 4: 1.14M	People in Phase 4: 0.57M
People in Phase 5: 640,600	People in Phase 5: 1,900

SELECTED IN GRFC (2016 - 2026)	WITH DATA (2016 - 2026)
9 YEARS	9 YEARS

A HUNGER HOTSPOT (2020 - 2026): 4 YEARS

Acute malnutrition 2026

0.07M children < 5 years old

MAM 0.06M SAM 0.01M

0.025M Pregnant & breastfeeding women

Source: IPC AMN

Coverage: Gaza Strip

Severity: No nutrition crisis

Contributing Factors:

High | Not High | No Data

People Facing high level of AFI by phase - Source: Flash Appeal IPC

*Gaza Strip Only

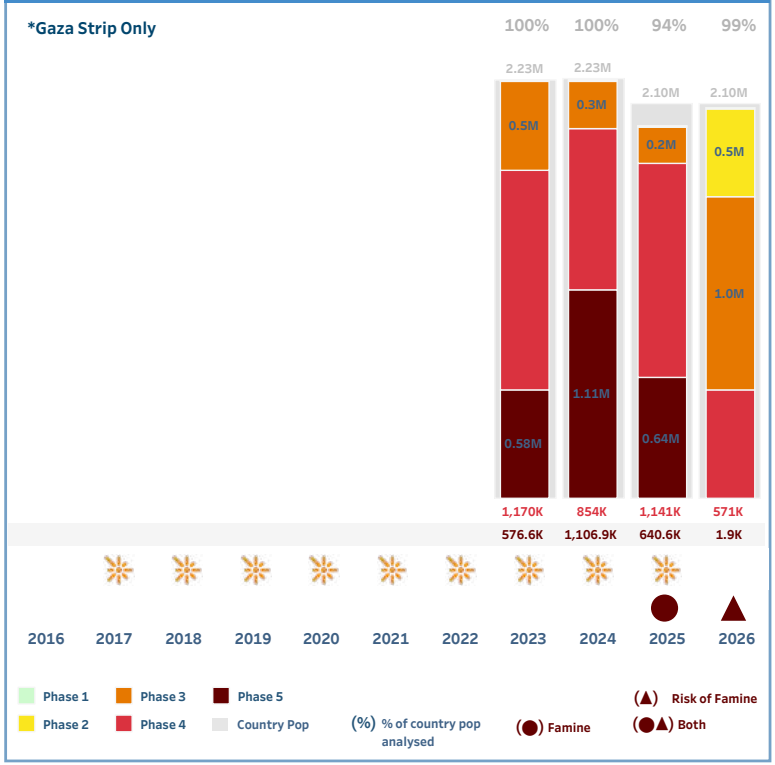

Displacement 2025

0.61M 2.485M 3.094M Forcibly displaced people

Source: IDMC - GRID Source: UNHCR and UNRWA

% of population analysed facing high levels of AFI

As of 31 August 2026



Funding (USD)**

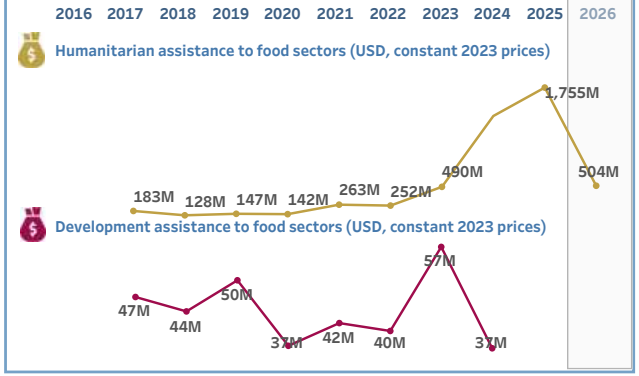

*Source: WFP and FAO. 2026. Hunger Hotspots analysis (June to November 2026). Rome. | **Source: GNAFC. Forthcoming. Financing Flows and Food Crises report: Analysis of humanitarian and development financing flows.

Country overview: SENEGAL

Senegal

Hunger Hotspot (June - Nov 2026)*

Not covered in the Hunger Hotspot report for Jun-Nov 2026

Disclaimer:

Drivers of Food insecurity 2025

Primary	Economic shocks
Secondary	Weather extremes
Tertiary	

Links:

- For AFI Analysis in 2025
- For AFI Analysis in 2026
- For Hunger Hotspot report
- For AMN Analysis in 2026

Highest Number of People Facing high level of AFI - Source CH

2025	2026 (as of 31 August)
People in Phase 3+ Whole country: 1.3M (7%) of pop analysed	People in Phase 3+ Whole country: 0.8M (4%) of pop analysed
People in Phase 4: 0.09M	People in Phase 4: 0.02M
People in Phase 5	People in Phase 5

SELECTED IN GRFC (2016 - 2026)	WITH DATA (2016 - 2026)
10 YEARS	10 YEARS

A HUNGER HOTSPOT (2020 - 2026): YEARS

Acute malnutrition 2025

0.33M children < 5 years old

MAM 0.27M SAM 0.06M

Pregnant & breastfeeding women

Source: UNICEF GAM figures,

Coverage: Whole country/territory

Severity: Nutrition concern

Contributing Factors:

High | Not High | No Data

People Facing high level of AFI by phase - Source: CH

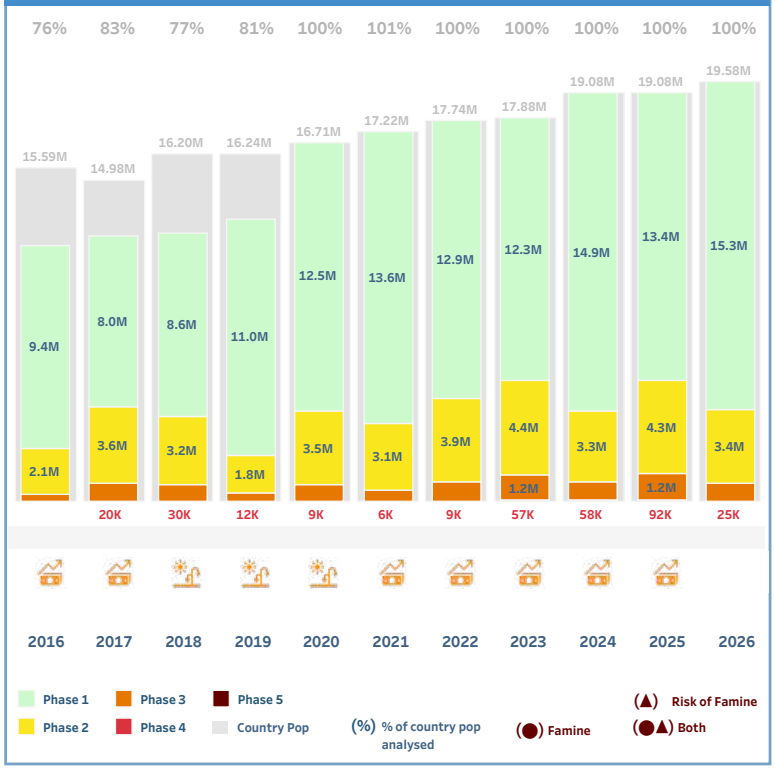

Displacement 2025

0.019M 0.019M Forcibly displaced people

Source: N/A Source: UNHCR

% of population analysed facing high levels of AFI — As of 31 August 2026

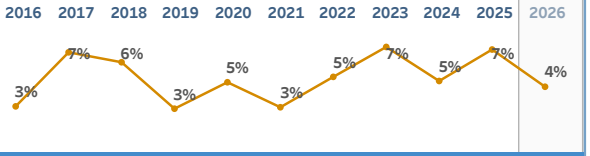

Funding (USD)**

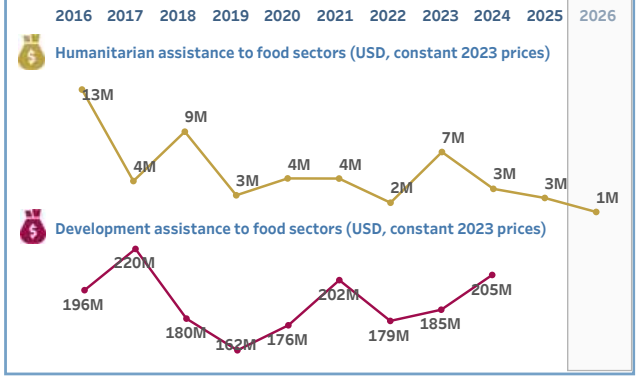

*Source: WFP and FAO. 2026. Hunger Hotspots analysis (June to November 2026). Rome. | **Source: GNAFC. Forthcoming. Financing Flows and Food Crises report: Analysis of humanitarian and development financing flows.

Country overview: SIERRA LEONE

Sierra Leone

Hunger Hotspot (June - Nov 2026)*

Situation requiring monitoring

Low purchasing power will continue to limit access to food, and rising global tensions and higher fuel prices are expected to increase agricultural production costs. Furthermore, climate shocks led to localized shortfalls in agricultural production in 2025, aggravating acute food insecurity among vulnerable households, while forecasts of below-average rainfall between April and June are likely to affect the planting of 2026 crops.

Disclaimer:

Drivers of Food insecurity 2025

Primary	Economic shocks
Secondary	Weather extremes
Tertiary	

Links:

- For AFI Analysis in 2025
- For AFI Analysis in 2026
- For Hunger Hotspot report
- For AMN Analysis in 2026

Highest Number of People Facing high level of AFI - Source CH

2025	2026 (as of 31 August)
People in Phase 3+ Whole country	People in Phase 3+ Whole country
1.2M	1.3M
(14%)	(15%)
of pop analysed	of pop analysed
People in Phase 4	People in Phase 4
0.10M	0.13M
People in Phase 5	People in Phase 5

SELECTED IN GRFC (2016 - 2026)	WITH DATA (2016 - 2026)
10 YEARS	10 YEARS

A HUNGER HOTSPOT (2020 - 2026)

3 YEARS

Acute malnutrition 2025

children < 5 years old

MAM SAM

Pregnant & breastfeeding women

Source:

Coverage: N/A

Severity: No nutrition crisis

Contributing Factors:

High Not High No Data

People Facing high level of AFI by phase - Source: CH

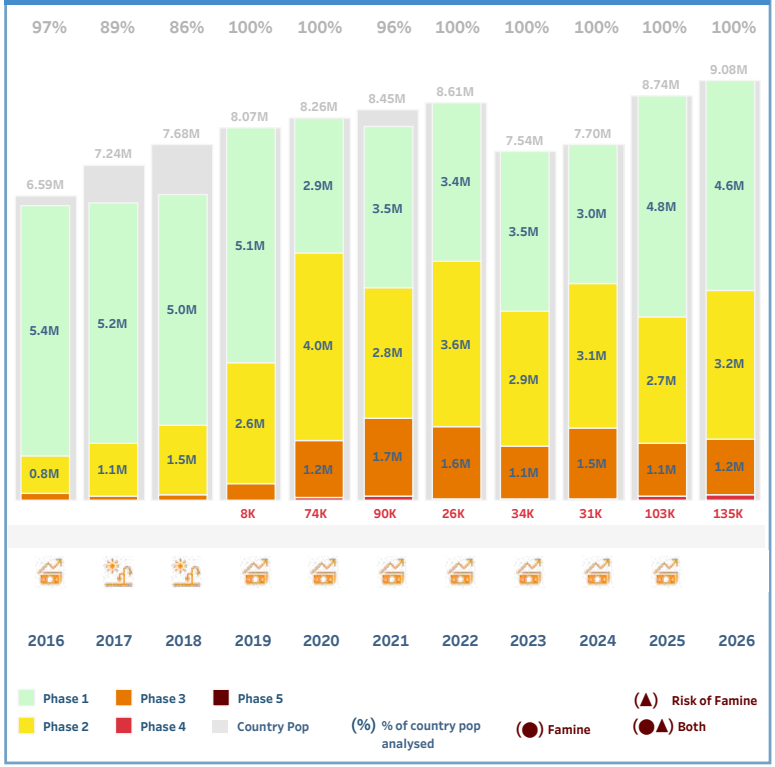

Displacement 2025

0.000M 0.000M Forcibly displaced people

Source: N/A Source: N/A

% of population analysed facing high levels of AFI

As of 31 August 2026

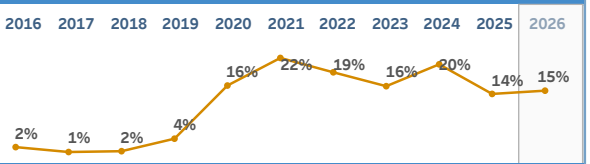

Funding (USD)**

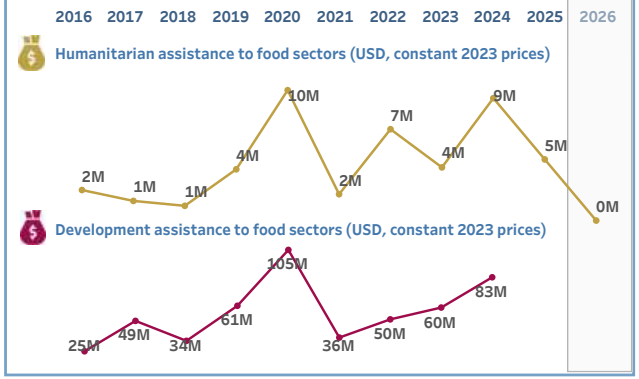

*Source: WFP and FAO. 2026. Hunger Hotspots analysis (June to November 2026). Rome. | **Source: GNAFC. Forthcoming. Financing Flows and Food Crises report: Analysis of humanitarian and development financing flows.

Country overview: SOMALIA

Somalia

Hunger Hotspot (June - Nov 2026)*

Highest concern

Somalia is facing critical acute food insecurity and malnutrition due to drought, conflict, displacement and rising food prices with a risk of Famine in Burhakaba district. Further deterioration are possible due to continued conflict and potential economic shocks, access constraints and low humanitarian funding.

Disclaimer:

Drivers of Food insecurity 2025

Primary	Weather extremes
Secondary	Conflict/Insecurity
Tertiary	Economic shocks

Links:

- For AFI Analysis in 2025
- For AFI Analysis in 2026
- For Hunger Hotspot report
- For AMN Analysis in 2026

Highest Number of People Facing high level of AFI - Source IPC

2025	2026 (as of 31 August)
People in Phase 3+ Whole country	People in Phase 3+ Whole country
4.6M (24%) of pop analysed	6.5M (33%) of pop analysed
People in Phase 4	People in Phase 4
0.78M	2.03M
People in Phase 5	People in Phase 5

SELECTED IN GRFC (2016 - 2026)	WITH DATA (2016 - 2026)
10 YEARS	10 YEARS

A HUNGER HOTSPOT (2020 - 2026): 7 YEARS

Acute malnutrition 2026

1.88M children < 5 years old

MAM 1.39M SAM 0.49M

Pregnant & breastfeeding women

Source: IPC AMN

Coverage: Whole country/territory

Severity: Very Severe Nutrition Crisis

Contributing Factors:

High | Not High | No Data

People Facing high level of AFI by phase - Source: IPC

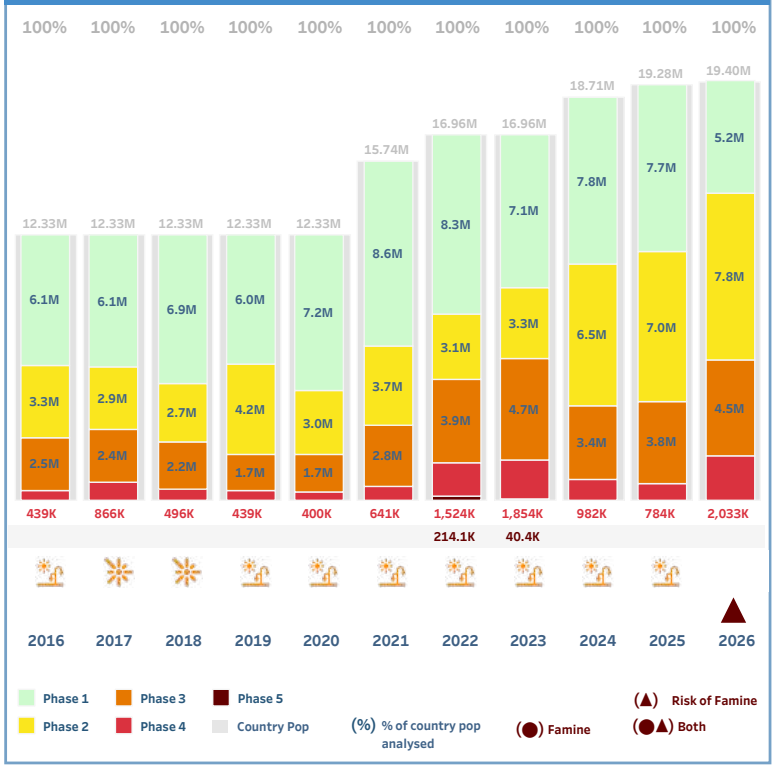

Displacement 2025

3.26M Source: IOM

0.047M Source: UNHCR

3.309M Forcibly displaced people

% of population analysed facing high levels of AFI

As of 31 August 2026

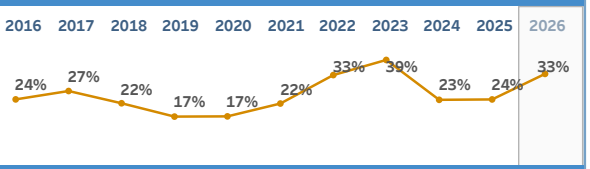

Funding (USD)**

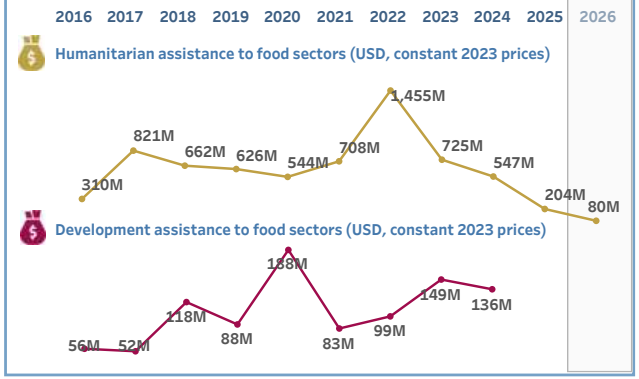

*Source: WFP and FAO. 2026. Hunger Hotspots analysis (June to November 2026). Rome. | **Source: GNAFC. Forthcoming. Financing Flows and Food Crises report: Analysis of humanitarian and development financing flows.

Country overview: SOUTH SUDAN

South Sudan

Hunger Hotspot (June - Nov 2026)*

Highest concern

Acute food insecurity is expected to remain extremely severe during the outlook period, driven by escalating conflict, extreme access constraints, climatic shocks, low agricultural production and macroeconomic challenges, with populations in Luakpiny/Nasir, Ulang, Akobo and Nyirol counties at risk of Famine under a worst-case scenario.

Disclaimer:

Drivers of Food insecurity 2025

Primary	Conflict/Insecurity
Secondary	Economic shocks
Tertiary	Weather extremes

Links:

- For AFI Analysis in 2025
- For AFI Analysis in 2026
- For Hunger Hotspot report
- For AMN Analysis in 2026

Highest Number of People Facing high level of AFI - Source IPC

2025	2026 (as of 31 August)
People in Phase 3+ Whole country	People in Phase 3+ Whole country
7.7M	7.8M
(58%)	(55%)
of pop analysed	of pop analysed
People in Phase 4	People in Phase 4
2.43M	2.49M
People in Phase 5	People in Phase 5
83,500	73,300

SELECTED IN GRFC (2016 - 2026)	WITH DATA (2016 - 2026)
10 YEARS	10 YEARS

A HUNGER HOTSPOT (2020 - 2026)
7 YEARS

Acute malnutrition 2026

2.20M children < 5 years old

MAM 1.50M SAM 0.70M

1.204M Pregnant & breastfeeding women

Source: IPC AMN

Coverage: Whole country/territory

Severity: Very Severe Nutrition Crisis

Contributing Factors:

High | Not High | No Data

People Facing high level of AFI by phase - Source: IPC

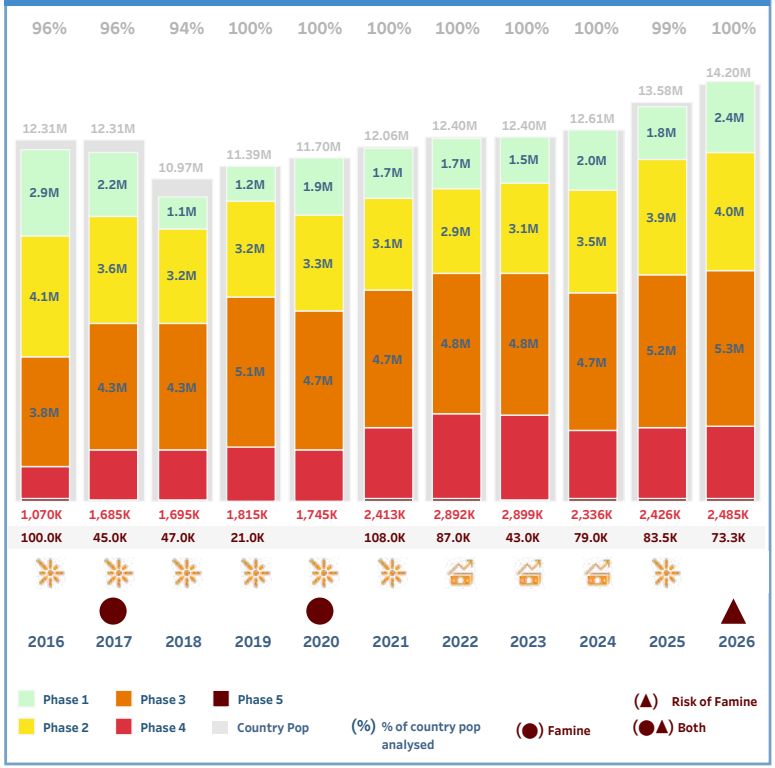

Displacement 2025

1.99M 0.605M 2.598M Forcibly displaced people

Source: IOM Source: UNHCR

% of population analysed facing high levels of AFI

As of 31 August 2026

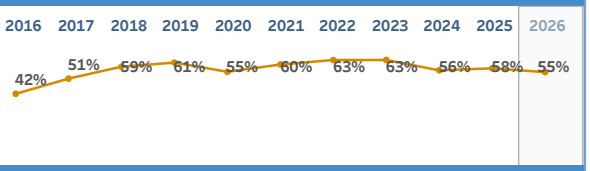

Funding (USD)**

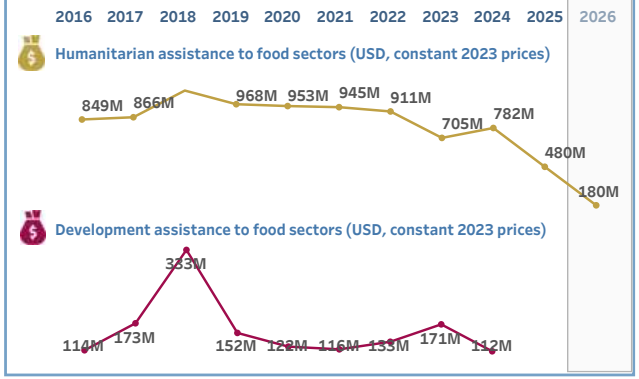

*Source: WFP and FAO. 2026. Hunger Hotspots analysis (June to November 2026). Rome. | **Source: GNAFC. Forthcoming. Financing Flows and Food Crises report: Analysis of humanitarian and development financing flows.

Country overview: SUDAN

Sudan

Hunger Hotspot (June - Nov 2026)*

Highest concern

For the period June-September 2026, a risk of Famine has been identified in 14 areas across North Darfur, South Darfur, and South Kordofan under a reasonable worst-case scenario, characterised by intensified conflict and further restrictions on humanitarian access and the movement of goods and people. During the outlook period, conflict is likely to continue driving displacement, market disruptions and population movements, sustaining extreme levels of acute food insecurity.

Disclaimer:

The government of Sudan did not endorse the IPC analyses for 2025-2026

Drivers of Food insecurity 2025

Primary	Conflict/Insecurity
Secondary	Economic shocks
Tertiary	Weather extremes

Links:

- For AFI Analysis in 2025
- For AFI Analysis in 2026
- For Hunger Hotspot report
- For AMN Analysis in 2026

Highest Number of People Facing high level of AFI - Source IPC

2025	2026 (as of 31 August)
People in Phase 3+ Whole country: 24.6M (52%) of pop analysed	People in Phase 3+ Whole country: 19.5M (41%) of pop analysed
People in Phase 4: 8.10M	People in Phase 4: 5.02M
People in Phase 5: 637,200	People in Phase 5: 134,800

SELECTED IN GRFC WITH DATA (2016 - 2026): 10 YEARS | 10 YEARS

A HUNGER HOTSPOT (2020 - 2026): 7 YEARS

Acute malnutrition 2025

3.21M children < 5 years old

MAM 2.44M SAM 0.77M

0.510M Pregnant & breastfeeding women

Source: Nutrition Cluster

Coverage: Whole country/territory

Severity: Very Severe Nutrition Crisis

Contributing Factors:

High | Not High | No Data

People Facing high level of AFI by phase - Source: IPC

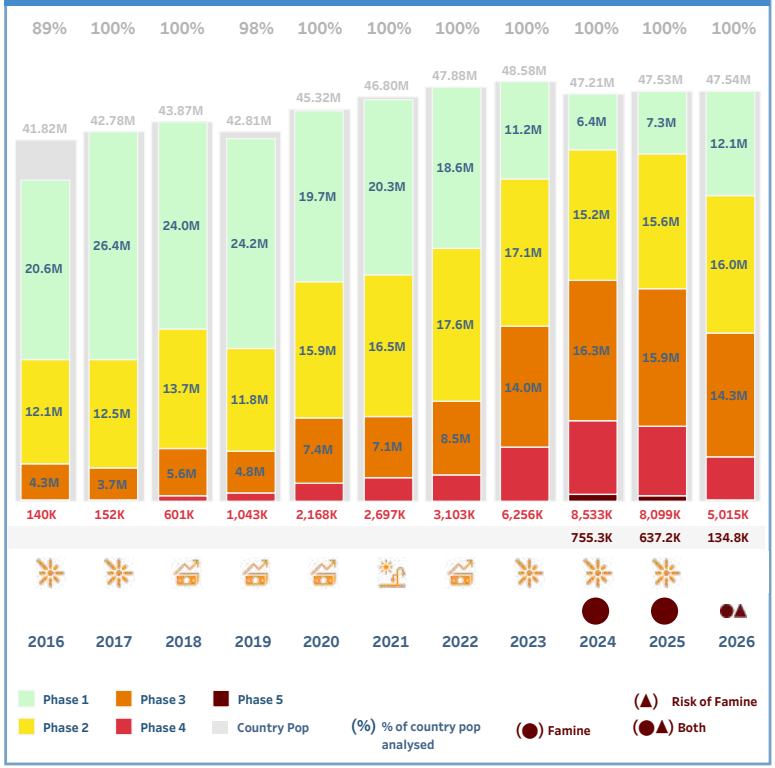

Displacement 2025

9.26M | 0.860M | 10.118M Forcibly displaced people

Source: IOM Source: UNHCR

% of population analysed facing high levels of AFI

As of 31 August 2026

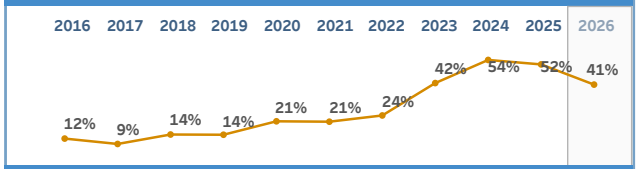

Funding (USD)**

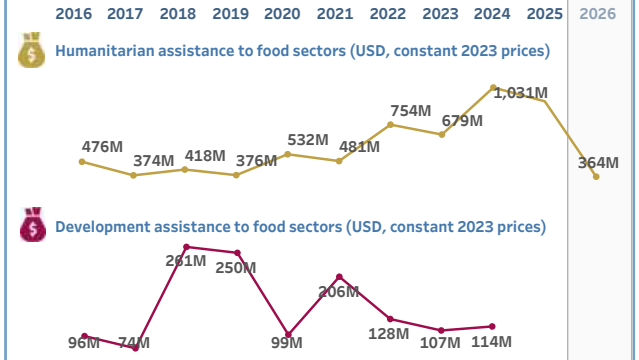

*Source: WFP and FAO. 2026. Hunger Hotspots analysis (June to November 2026). Rome. | **Source: GNAFC. Forthcoming. Financing Flows and Food Crises report: Analysis of humanitarian and development financing flows.

Country overview: UGANDA

Uganda

Hunger Hotspot (June - Nov 2026)*

Not covered in the Hunger Hotspot report for Jun-Nov 2026

Disclaimer:

Drivers of Food insecurity 2025

Primary	Economic shocks
Secondary	Weather extremes
Tertiary	Conflict/Insecurity

Links:

- For AFI Analysis in 2025
- For AFI Analysis in 2026
- For Hunger Hotspot report
- For AMN Analysis in 2026

Highest Number of People Facing high level of AFI - Source IPC

2025	2026 (as of 31 August)
People in Phase 3+ Selected areas (res. & disp.)	People in Phase 3+ Selected areas (res. & disp.)
3.4M (20%) of pop analysed	2.1M (13%) of pop analysed
People in Phase 4	People in Phase 4
0.12M	0.03M
People in Phase 5	People in Phase 5

SELECTED IN GRFC (2016 - 2026)	WITH DATA (2016 - 2026)
10 YEARS	10 YEARS

A HUNGER HOTSPOT (2020 - 2026)

YEARS

Acute malnutrition 2026

0.12M children < 5 years old

MAM 0.09M SAM 0.03M

0.008M Pregnant & breastfeeding women

Source: IPC AMN

Coverage: Residents

Severity: Severe Nutrition Crisis

Contributing Factors:

High | Not High | No Data

People Facing high level of AFI by phase - Source: IPC

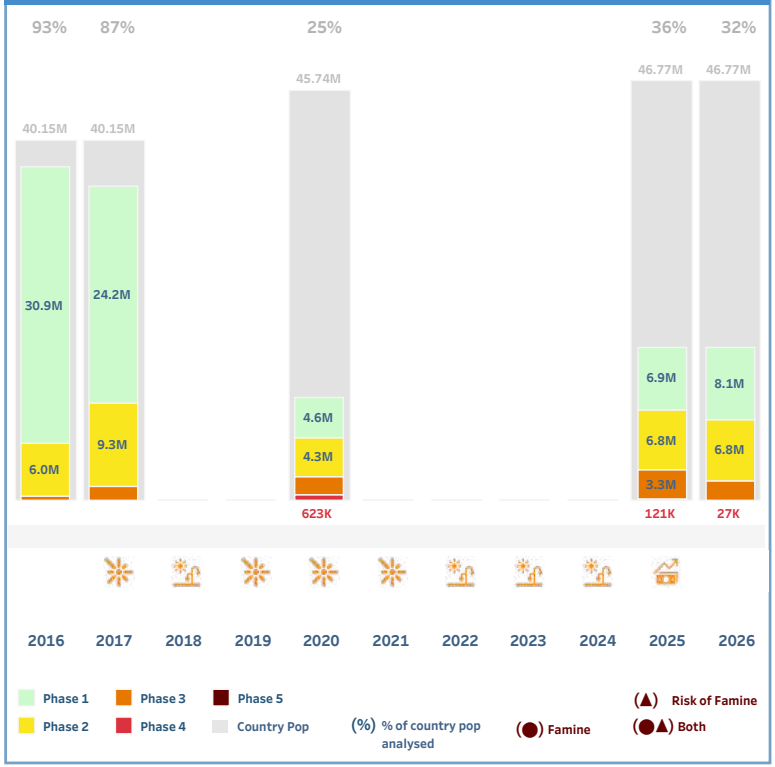

Displacement 2025

0.03M 1.972M 1.999M Forcibly displaced people

Source: IOM Source: UNHCR

% of population analysed facing high levels of AFI

As of 31 August 2026

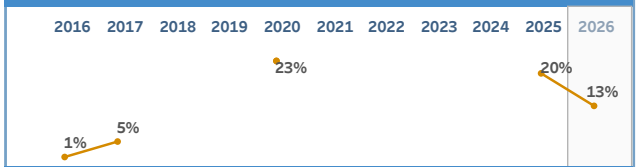

Funding (USD)**

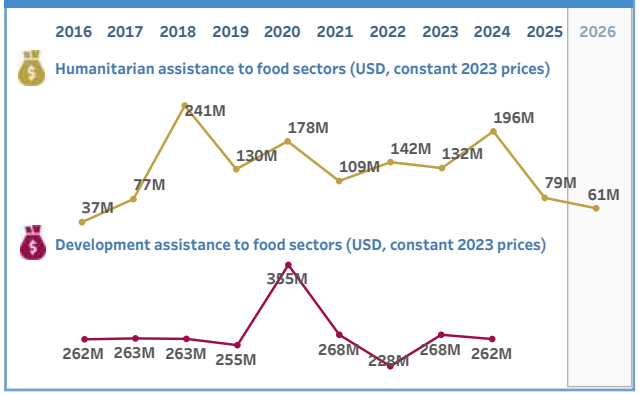

*Source: WFP and FAO. 2026. Hunger Hotspots analysis (June to November 2026). Rome. | **Source: GNAFC. Forthcoming. Financing Flows and Food Crises report: Analysis of humanitarian and development financing flows.

Country overview: UNITED REPUBLIC OF TANZANIA

United Republic of Tanzania

Hunger Hotspot (June - Nov 2026)*

Not covered in the Hunger Hotspot report for Jun-Nov 2026

Disclaimer:

Drivers of Food insecurity 2025

Primary	Economic shocks
Secondary	Weather extremes
Tertiary	Crop pests/animal d..

Links:

- For AFI Analysis in 2025
- For AFI Analysis in 2026
- For Hunger Hotspot report
- For AMN Analysis in 2026

Highest Number of People Facing high level of AFI - Source IPC

2025	2026 (as of 31 August)
People in Phase 3+ Residents in selected areas	People in Phase 3+ Residents in selected areas
0.5M (10%) of pop analysed	1.0M (10%) of pop analysed
People in Phase 4	People in Phase 4
People in Phase 5	People in Phase 5

SELECTED IN GRFC (2016 - 2026)	WITH DATA
10 YEARS	9 YEARS

A HUNGER HOTSPOT (2020 - 2026)

YEARS

Acute malnutrition 2025

children < 5 years old

MAM SAM

Pregnant & breastfeeding women

Source:

Coverage: N/A

Severity: No nutrition crisis

Contributing Factors:

High Not High No Data

People Facing high level of AFI by phase - Source: IPC

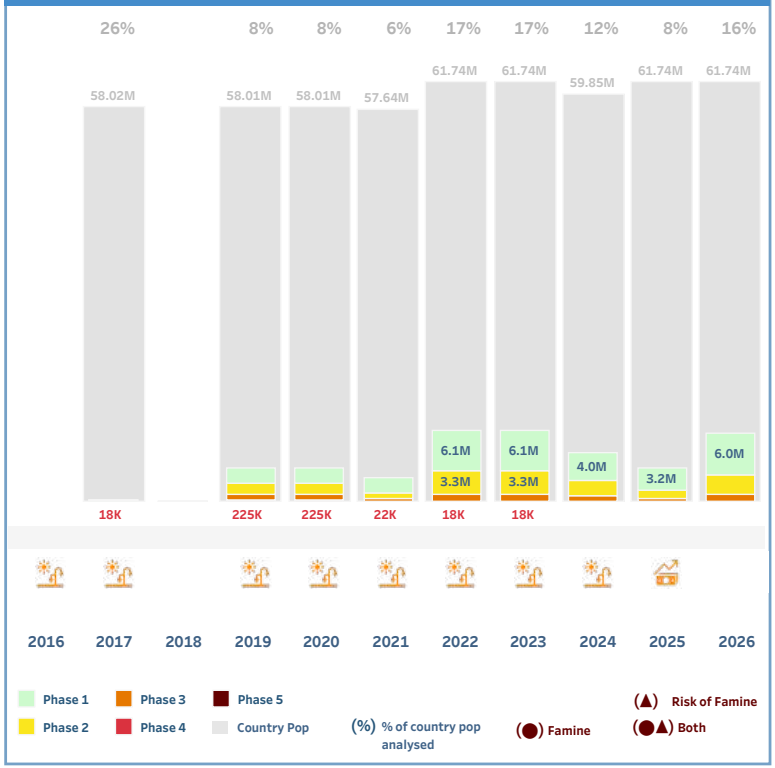

Displacement 2025

0.214M 0.214M Forcibly displaced people

Source: N/A Source: UNHCR

% of population analysed facing high levels of AFI As of 31 August 2026

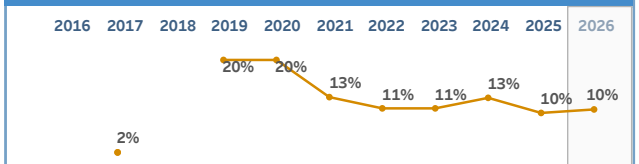

Funding (USD)**

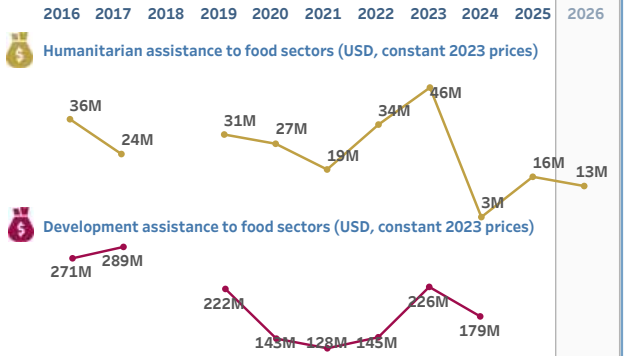

*Source: WFP and FAO. 2026. Hunger Hotspots analysis (June to November 2026). Rome. | **Source: GNAFC. Forthcoming. Financing Flows and Food Crises report: Analysis of humanitarian and development financing flows.

Country overview: YEMEN

Yemen

Hunger Hotspot (June - Nov 2026)*

Highest concern

Acute food insecurity in Yemen is expected to remain among the most severe globally in 2026, largely driven by deteriorating economic conditions, including high food prices, internal and regional conflict and climatic hazards, including floods in some areas and forecast dry weather conditions in others, compounded by humanitarian funding shortfalls and decreased response capacity.

Disclaimer:

Drivers of Food insecurity 2025

Primary	Economic shocks
Secondary	Conflict/Insecurity
Tertiary	Weather extremes

Links:

- For AFI Analysis in 2025
- For AFI Analysis in 2026
- For Hunger Hotspot report
- For AMN Analysis in 2026

Highest Number of People Facing high level of AFI - Source IPC

2025	2026 (as of 31 August)
People in Phase 3+ Whole country: 18.1M (52%) of pop analysed	People in Phase 3+ Whole country: 18.1M (52%) of pop analysed
People in Phase 4: 5.51M	People in Phase 4: 5.51M
People in Phase 5: 41,200	People in Phase 5: 41,200

SELECTED IN GRFC (2016 - 2026)	WITH DATA (2016 - 2026)
10 YEARS	10 YEARS

A HUNGER HOTSPOT (2020 - 2026): 7 YEARS

Acute malnutrition 2025

2.30M children < 5 years old

MAM 1.76M SAM 0.54M

1.270M Pregnant & breastfeeding women

Source: Nutrition Cluster

Coverage: Whole country/territory

Severity: Nutrition crisis but no severity data

Contributing Factors:

High | Not High | No Data

People Facing high level of AFI by phase - Source: IPC

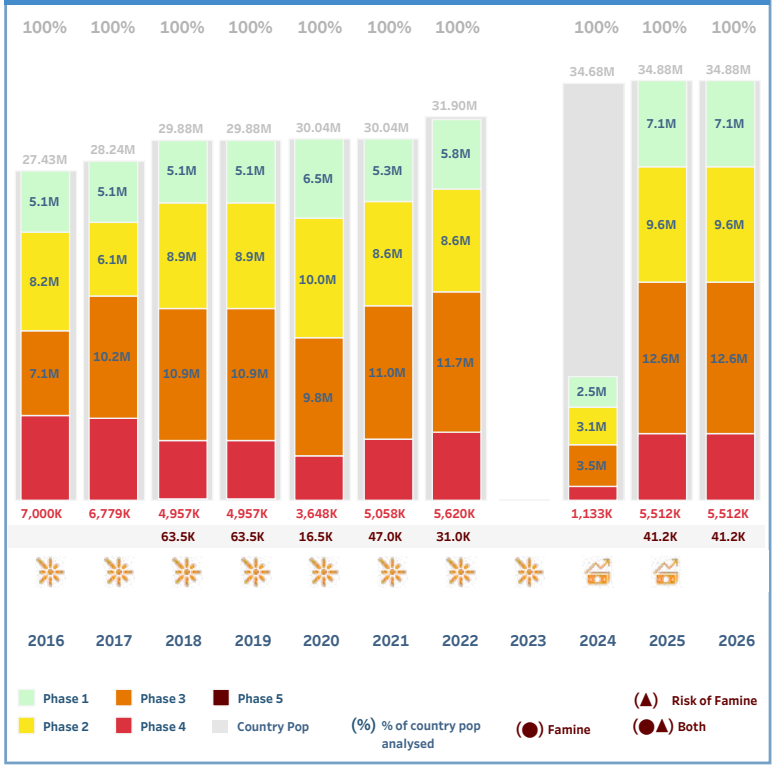

Displacement 2025

3.07M Source: IOM

0.064M Source: UNHCR

3.130M Forcibly displaced people

% of population analysed facing high levels of AFI

As of 31 August 2026

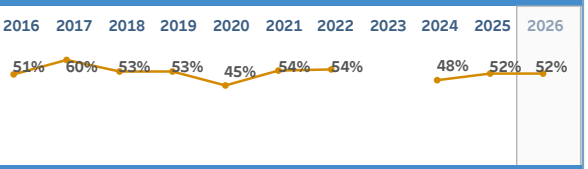

Funding (USD)**

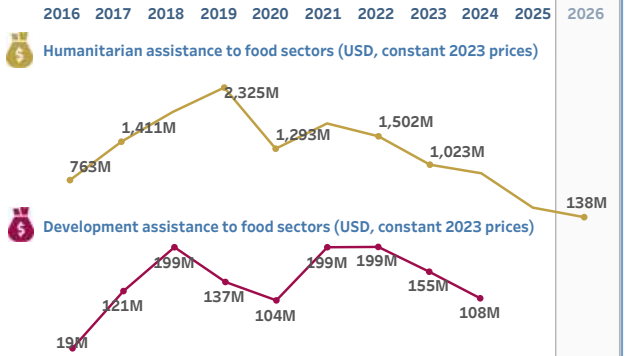

*Source: WFP and FAO. 2026. Hunger Hotspots analysis (June to November 2026). Rome. | **Source: GNAFC. Forthcoming. Financing Flows and Food Crises report: Analysis of humanitarian and development financing flows.

Country overview: ZAMBIA

Zambia

Hunger Hotspot (June - Nov 2026)*

Not covered in the Hunger Hotspot report for Jun-Nov 2026

Disclaimer:

Drivers of Food insecurity 2025

Primary	Weather extremes
Secondary	Crop pests/animal diseases
Tertiary	Economic shocks

Links:

- For AFI Analysis in 2025
- For AFI Analysis in 2026
- For Hunger Hotspot report
- For AMN Analysis in 2026

Highest Number of People Facing high level of AFI - Source IPC

2025	2026 (as of 31 August)
People in Phase 3+ Residents in selected areas	People in Phase 3+ Residents in selected areas
5.8M (33%) of pop analysed	1.7M (17%) of pop analysed
People in Phase 4	People in Phase 4
0.24M	0.01M
People in Phase 5	People in Phase 5

SELECTED IN GRFC (2016 - 2026)	WITH DATA (2016 - 2026)
10 YEARS	10 YEARS

A HUNGER HOTSPOT (2020 - 2026)

1 YEARS

People Facing high level of AFI by phase - Source: IPC

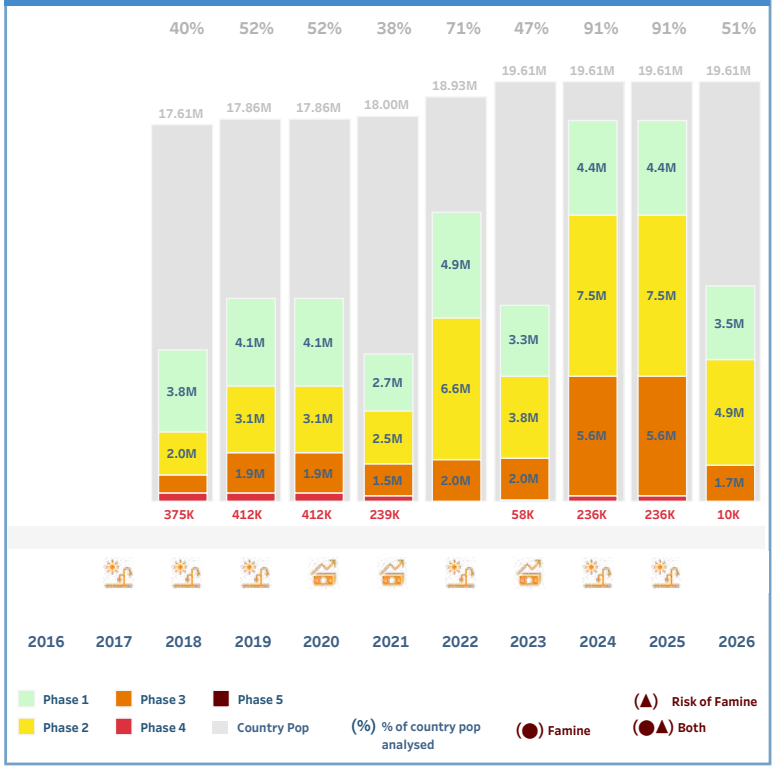

Acute malnutrition 2025

children < 5 years old

MAM SAM

Pregnant & breastfeeding women

Source:

Coverage: N/A

Severity: No nutrition crisis

Contributing Factors:

High Not High No Data

Displacement 2025

0.14M 0.096M 0.236M Forcibly displaced people

Source: IOM Source: UNHCR

% of population analysed facing high levels of AFI As of 31 August 2026

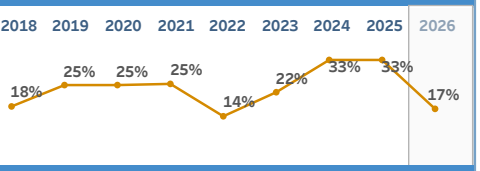

Funding (USD)**

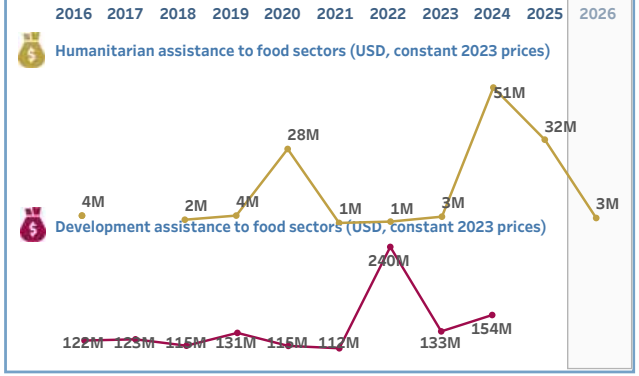

*Source: WFP and FAO. 2026. Hunger Hotspots analysis (June to November 2026). Rome. | **Source: GNAFC. Forthcoming. Financing Flows and Food Crises report: Analysis of humanitarian and development financing flows.

Country overview: ZIMBABWE

Zimbabwe

Hunger Hotspot (June - Nov 2026)*

Not covered in the Hunger Hotspot report for Jun-Nov 2026

Disclaimer:

Drivers of Food insecurity 2025

Primary	Weather extremes
Secondary	Economic shocks
Tertiary	

Links:

- For AFI Analysis in 2025
- For AFI Analysis in 2026
- For Hunger Hotspot report
- For AMN Analysis in 2026

Highest Number of People Facing high level of AFI - Source FEWS NET

	2025	2026 (as of 31 August)
People in Phase 3+ Whole country	6.0M (38%) of pop analysed	2.5M (16%) of pop analysed
People in Phase 4		
People in Phase 5		

SELECTED IN GRFC (2016 - 2026)	WITH DATA
10 YEARS	10 YEARS

A HUNGER HOTSPOT (2020 - 2026)
5 YEARS

Acute malnutrition 2025

children < 5 years old

MAM SAM

Pregnant & breastfeeding women

Source:

Coverage: N/A

Severity: No nutrition crisis

Contributing Factors:

High Not High No Data

People Facing high level of AFI by phase - Source: FEWS NET

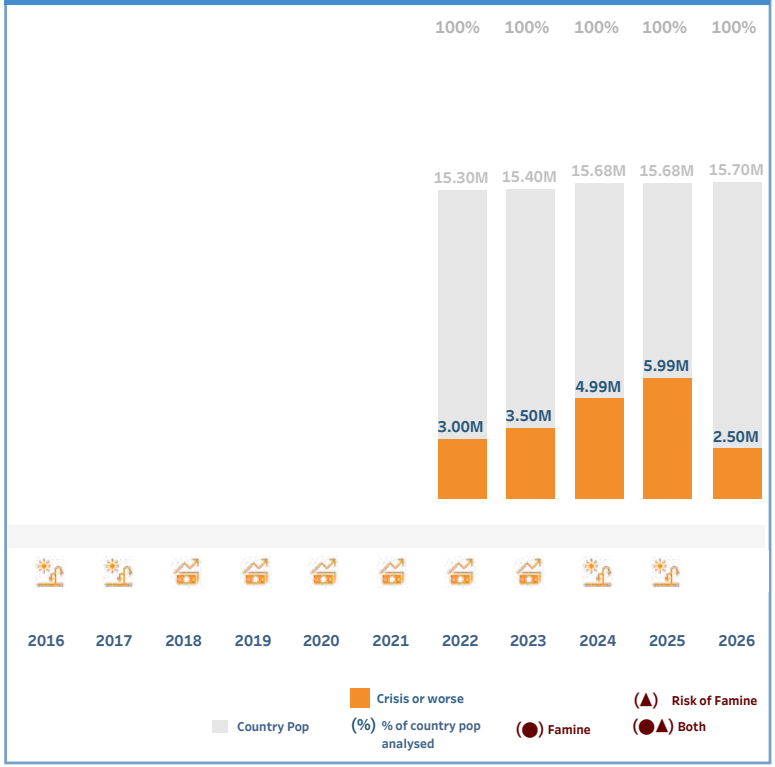

Displacement 2025

0.05M 0.018M 0.064M Forcibly displaced people

Source: IOM Source: UNHCR

% of population analysed facing high levels of AFI

As of 31 August 2026



Funding (USD)**

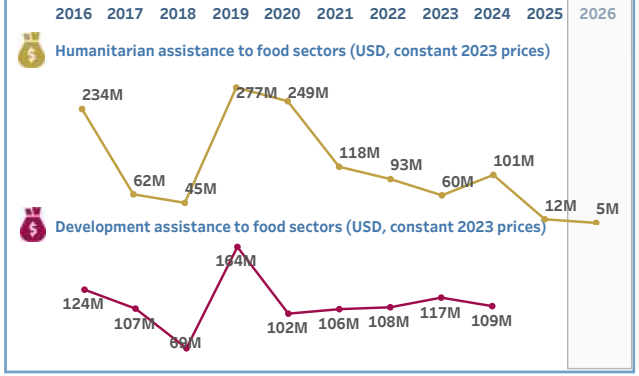

*Source: WFP and FAO. 2026. Hunger Hotspots analysis (June to November 2026). Rome. | **Source: GNAFC. Forthcoming. Financing Flows and Food Crises report: Analysis of humanitarian and development financing flows.

Global Network Against Food Crises

INTEGRATED ACTIONS FOR LASTING SOLUTIONS

The Global Network Against Food Crises (GNAFC) is a trusted and member-driven platform that strengthens coherence across the Humanitarian–Development–Peace (HDP) nexus by mobilizing shared analysis, joint knowledge generation, and coordinated action among diverse actors. GNAFC convenes operational agencies, donors, research institutions, political bodies, and crisis-affected countries to promote alignment of strategies, evidence, and priorities in support of a shared vision to address the root causes of food crises and prevent famine. GNAFC works in a complementary manner, coordinating with other food security and nutrition platforms, ensuring coherence while focusing its efforts on where GNAFC has a unique comparative advantage.

The Global Report on Food Crises (GRFC) is part of a series of GNAFC's analytical products contributing to the generation and sharing of consensus- and evidence-based information for preventing and addressing food crises.

www.fightfoodcrises.net

LinkedIn

X

Bluesky

YouTube

GNAFC Members

An Roinn Talmhaíochta, Bia agus Mara
Department of Agriculture, Food and the Marine

Federal Ministry for Economic Cooperation and Development

Food and Agriculture Organization of the United Nations

Foreign, Commonwealth & Development Office

g7+

IFAD
Investing in rural people

UNHCR
The UN Refugee Agency

unicef

THE WORLD BANK
IBRD • IDA | WORLD BANK GROUP

WFP
World Food Programme

Contact information

Office of Emergencies and Resilience
OER-Director@fao.org
fao.org/emergencies

Food and Agriculture Organization of the United Nations
Rome, Italy

Food Security and Nutrition Analysis Service (PRG-F)
wfpinfo@wfp.org
wfp.org

World Food Programme
Rome, Italy